

GEORGIA STATE MEN'S BASKETBALL



17 18
HISTORY BOOK

2017-18 SCHEDULE



<u>Date</u>	<u>Day</u>	<u>Opponent</u>	<u>Location</u>	<u>Time</u>
Oct. 28	Sat.	at Georgia Tech (exh.)	Atlanta, Ga.	12 p.m.
Nov. 2	Thurs.	Lees-McRae College (exh.)	Atlanta, Ga.	7 p.m.
Nov. 6	Mon.	Coker College (exh.)	Atlanta, Ga.	7 p.m.
Nov. 10	Fri.	Carver Bible College (ESPN3) <i>MGM Grand Main Event</i>	Atlanta, Ga.	7 p.m.
Nov. 14	Tues.	at Rice	Houston, Texas	8 p.m.
Nov. 17	Fri.	at Ole Miss (SECN+)	Oxford, Miss.	7 p.m.
Nov. 20	Mon.	vs. Eastern Washington	Las Vegas, Nev.	4:30 p.m.
Nov. 22	Wed.	vs. Eastern Kentucky/Prairie View A&M	Las Vegas, Nev.	2/4:30 p.m.
Nov. 26	Sun.	Tulane (ESPN3)	Atlanta, Ga.	12 p.m.
Nov. 29	Wed.	at Alabama A&M	Huntsville, Ala.	TBA
Dec. 4	Mon.	Liberty (ESPN3)	Atlanta, Ga.	7 p.m.
Dec. 9	Sat.	Montana (ESPN3)	Atlanta, Ga.	2 p.m.
Dec. 12	Tues.	Point (ESPN3)	Atlanta, Ga.	7 p.m.
Dec. 16	Sat.	at Dayton	Dayton, Ohio	7 p.m.
Dec. 20	Wed.	at UMass	Amherst, Mass.	7 p.m.
Dec. 23	Sat.	at Chattanooga	Chattanooga, Tenn.	1 p.m.
Dec. 29	Fri.	at South Alabama*	Mobile, Ala.	8 p.m.
Dec. 31	Sun.	at Troy*	Troy, Ala.	4:15 p.m.
Jan. 4	Thurs.	Little Rock* (ESPN3)	Atlanta, Ga.	7:15 p.m.
Jan. 6	Sat.	Arkansas State* (ESPN3)	Atlanta, Ga.	2:15 p.m.
Jan. 11	Thurs.	at Appalachian State*	Boone, N.C.	7:30 p.m.
Jan. 13	Sat.	at Coastal Carolina*	Conway, S.C.	3:30 p.m.
Jan. 20	Sat.	Georgia Southern* (ESPN3) - Samaritan's Feet	Atlanta, Ga.	2:15 p.m.
Jan. 25	Thurs.	UT Arlington* (ESPN3)	Atlanta, Ga.	7:15 p.m.
Jan. 27	Sat.	Texas State* (ESPN3) - Coaches vs. Cancer	Atlanta, Ga.	2:15 p.m.
Feb. 1	Thurs.	at Arkansas State*	Jonesboro, Ark.	8:30 p.m.
Feb. 3	Sat.	at Little Rock*	Little Rock, Ark.	6 p.m.
Feb. 8	Thurs.	Louisiana* (ESPN3)	Atlanta, Ga.	7:15 p.m.
Feb. 10	Sat.	UL Monroe* (ESPN3)	Atlanta, Ga.	2:15 p.m.
Feb. 16	Fri.	at Georgia Southern* (ESPN2)	Statesboro, Ga.	9 p.m.
Feb. 22	Thurs.	at Texas State*	San Marcos, Texas	8:30 p.m.
Feb. 24	Sat.	at UT Arlington*	Arlington, Texas	5:15 p.m.
March 1	Thurs.	Troy* (ESPN3)	Atlanta, Ga.	7:15 p.m.
March 3	Sat.	South Alabama* (ESPN3)	Atlanta, Ga.	2:15 p.m.
March 7-11	Wed.-Sun.	Sun Belt Championship	New Orleans, La.	TBA

* Sun Belt Conference game; Thursday and Saturday games played as men's and women's doubleheader
 All home games played in GSU Sports Arena - 125 Decatur Street, one block from State Capitol
 All dates and times (Eastern) are subject to changes; All games heard on WIFN-AM, 1340 The Fan 3
 Follow the Panthers on Twitter (@GeorgiaStateMBB), Facebook and at www.GeorgiaStateSports.com



2017-18 Georgia State History Guide

GENERAL INFORMATION

Full Name..... Georgia State University
 Location Atlanta, Ga.
 Founded..... 1913
 Enrollment..... 50,000
 Nickname Panthers
 Colors..... Blue and White
 Arena/Capacity Georgia State Sports Arena/3,854
 Affiliation..... NCAA Division I
 Conference Sun Belt
 President..... Mark P. Becker
 Athletic Director Charlie Cobb
 Faculty Representative..... George Pierce

BASKETBALL INFORMATION

2016-17 Overall Record..... 20-13
 2016-17 Sun Belt Record/Finish..... 12-6/2nd
 Starters Returning/Lost..... 3/2
 Lettermen Returning/Lost..... 9/5
 Newcomers 6

BASKETBALL HISTORY

First Season of NCAA Basketball..... 1963-64
 All-Time Record 585-914
 NCAA Tournament Appearances..... 3 (2015, 2001, 1991)
 NIT Appearances..... 2 (2014, 2002)
 CollegeInsider.com Postseason Tournament..... 2 (2017, 2012)
 Conference Championships (Regular Season).... 5 (2014-15, 2000-02)
 Conference Tournament Championships..... 3 (2015, 2001, 1991)

SPORTS COMMUNICATIONS

Mailing/Delivery Address..... Georgia State Stadium
 755 Hank Aaron Drive, Atlanta, GA 30315
 Basketball Press Row..... 404.259.9716
 Athletics Website GeorgiaStateSports.com

Mike Holmes, Associate Athletic Director (MBB Contact)

Office: 404.413.4033 • Cell: 404.259.9716

Email: rholmes@gsu.edu

The 2017-18 Georgia State University men's basketball history guide is an official publication of the Georgia State Sports Communications office. The publication was written, designed and edited by Associate Athletic Director Mike Holmes. Cover design by Jamaal Hicks of GSU Marketing. Photography by Georgia State Sports Communications, Paul Abell, Todd Drexler, Randy Wilson, Doug Hazard, Steven Jones, Scott Donaldson and many others.

On the cover: Georgia State's Malik Benlevi, Jordan Session and D'Marcus Simonds.

BASKETBALL STAFF

Basketball Office Telephone 404.413.4050
 Head Coach..... Ron Hunter (Miami (Ohio), 1986)
 Record at School/Years 123-74 / 7th Yr.
 Career Record/Years 397-293 (.575) / 23rd Yr.
 Associate Head Coach Ray McCallum (Ball State, 1983), 2nd Yr.
 Phone: 404.413.4055 • Email: hmccallum@gsu.edu
 Assistant Coach..... Claude Pardue (Emory, 2008), 7th Yr.
 Phone: 404.413.4053 • Email: cpardue@gsu.edu
 Assistant Coach..... Sharman White (Georgia Southern, 1995), 2nd Yr.
 Phone: 404.413.4052 • Email: swhite104@gsu.edu
 Director of BB Operations Nate Summers (IUPUI, 2009), 7th Yr.
 Phone: 404.413.4056 • Email: nsummers@gsu.edu
 Strength & Conditioning..... Nate Majnaric
 Athletic Trainer Dinika Johnson
 Video Coordinator..... Jeff Diepenbrock

WHAT'S INSIDE

2017-18 Roster..... 2
 Pronunciation Guide 2
 2016-17 Review 3
 Honors..... 26
 Records 28
 Starting Lineups..... 44
 Letterwinners 50
 Tournament History 52
 Year-by-Year Results..... 64
 Series Results 77
 Coaches/Staff Head Shots..... IBC
 Player Head Shots BC

NCAA PRINCIPLE OF SPORTING BEHAVIOR AND ETHICAL CONDUCT

For intercollegiate athletics to promote the character development of participants, to enhance the integrity of higher education and to promote civility in society, student-athletes, coaches, and all others associated with these athletics programs and events should adhere to such fundamental values as respect, fairness, civility, honesty and responsibility. These values should be manifest not only in athletics participation, but also in the broad spectrum of activities affecting the athletics program.



Georgia State celebrates winning the 2015 Sun Belt Conference tournament in New Orleans.



2017-18 GEORGIA STATE MEN'S BASKETBALL ROSTERS

ALPHABETICAL ROSTER

No.	Name	Pos.	Ht.	Wt.	Yr.	Hometown (High School/Previous School)
10	Denis Alibegovic	G	6-2	170	Fr.	Downers Grove, Ill. (Downers Grove South HS)
2	Malik Benlevi	F	6-5	205	Jr.	Savannah, Ga. (Jenkins HS)
35	Matt Chism	G	6-3	185	Fr.	Dawsonville, Ga. (Dawson Christian Academy)
14	Chris Clerkley	F	6-9	210	So.	Perry, Ga. (Perry HS)
0	Nile Felton	G	6-3	175	So.	Atlanta, Ga. (Union HS; Tulsa, Okla.)
20	Josh Linder	F	6-9	215	Fr.	Kathleen, Ga. (Veterans HS)
24	Devin Mitchell	G	6-4	195	Jr.	Suwanee, Ga. (Collins Hill HS/Alabama)
23	Jordan Session	F	6-8	225	Sr.	McDonough, Ga. (Eagle's Landing HS)
15	D'Marcus Simonds	G	6-3	200	So.	Gainesville, Ga. (Gainesville HS)
30	Jeff Thomas	F	6-5	190	Jr.	Norwalk, Ohio (Norwalk HS)
50	Jordan Tyson	F	6-9	230	R-So.	Cincinnati, Ohio (Walnut Hills HS/St. Bonaventure)
11	Isaiah Williams	G	6-2	170	Sr.	Buford, Ga. (Buford HS/Samford)
12	Kane Williams	G	6-3	185	Fr.	Douglasville, Ga. (South Paulding HS)
1	Damon Wilson*	G	6-5	195	Jr.	Atlanta, Ga. (Pitt/Our Savior New American (N.Y.))

NUMERICAL ROSTER

No.	Name	Pos.	Ht.	Wt.	Yr.	Hometown (High School/Previous School)
0	Nile Felton	G	6-3	175	So.	Atlanta, Ga. (Union HS; Tulsa, Okla.)
1	Damon Wilson*	G	6-5	195	Jr.	Atlanta, Ga. (Pitt/Our Savior New American (N.Y.))
2	Malik Benlevi	F	6-5	205	Jr.	Savannah, Ga. (Jenkins HS)
10	Denis Alibegovic	G	6-2	170	Fr.	Downers Grove, Ill. (Downers Grove South HS)
11	Isaiah Williams	G	6-2	170	Sr.	Buford, Ga. (Buford HS/Samford)
12	Kane Williams	G	6-3	185	Fr.	Douglasville, Ga. (South Paulding HS)
14	Chris Clerkley	F	6-9	210	So.	Perry, Ga. (Perry HS)
15	D'Marcus Simonds	G	6-3	200	So.	Gainesville, Ga. (Gainesville HS)
20	Josh Linder	F	6-9	215	Fr.	Kathleen, Ga. (Veterans HS)
23	Jordan Session	F	6-8	225	Sr.	McDonough, Ga. (Eagle's Landing HS)
24	Devin Mitchell	G	6-4	195	Jr.	Suwanee, Ga. (Collins Hill HS/Alabama)
30	Jeff Thomas	F	6-5	190	Jr.	Norwalk, Ohio (Norwalk HS)
35	Matt Chism	G	6-3	185	Fr.	Dawsonville, Ga. (Dawson Christian Academy)
50	Jordan Tyson	F	6-9	230	R-So.	Cincinnati, Ohio (Walnut Hills HS/St. Bonaventure)

* redshirting 2017-18 season

COACHING STAFF

Head Coach: Ron Hunter (Miami (Ohio), 1986), 7th Year at GSU
Associate Head Coach: Ray McCallum (Ball State, 1983), 2nd Year at GSU
Assistant Coach: Claude Pardue (Emory, 2008), 7th Year at GSU
Assistant Coach: Sharman White (Georgia Southern, 1995), 2nd Year at GSU
Director of BB Operations: Nate Summers (IUPUI, 2009), 7th Year at GSU
Athletic Trainer: Dinika Johnson (Georgia State, 2009)
Strength & Conditioning Coach: Nate Majnaric
Video Manager: Jeff Diepenbrock

PRONUNCIATION GUIDE

Chris Clerkley Clerk-lee
 Malik Benlevi MA-leak Ben-levy
 Denis Alibegovic Ali-B-go-vic



2016-17 RECORD: 20-13, 12-6 Sun Belt (2nd)

11-3 Home, 6-9 Away, 3-1 Neutral

Date	Opponent	W/L	Score	Att
11/11/16	THOMAS	W	111-69	1690
11/14/16	at Auburn (1)	L	65-83	6980
11/18/16	at Purdue (2)	L	56-64	14302
11/22/16	vs NJIT (3)	W	74-53	1610
11/23/16	vs Eastern Kentucky (3)	W	82-65	1610
11/30/16	WRIGHT STATE	W	81-74	1256
12/04/16	at Mississippi State	L	60-82	6805
12/10/16	GA. SOUTHWESTERN	W	83-52	907
12/14/16	ALABAMA A&M	W	94-79	1183
12/18/16	at ODU	L	46-58	4052
12/21/16	at Middle Tennessee	W	64-56	4502
12/28/16	MASSACHUSETTS	L	65-74	1639
12/31/16	at Georgia Southern*	L	65-88	2356
01/07/17	SOUTH ALABAMA*	W	78-77	1231
01/09/17	TROY*	L	77-80	1400
01/14/17	at ULM*	WOT	73-65	1634
01/16/17	at Louisiana*	W	101-86	3497
01/21/17	COASTAL CAROLINA*	W	76-56	1479
01/23/17	APPALACHIAN STATE*	W	83-72	1418
01/28/17	at Troy*	W	78-72	1248
01/30/17	at South Alabama*	W	83-80	2110
02/04/17	LOUISIANA*	W	85-82	1951
02/06/17	ULM*	W	69-55	1015
02/11/17	at Appalachian State*	L	72-77	2169
02/13/17	at Coastal Carolina*	L	64-65	2061
02/18/17	UT ARLINGTON*	L	67-68	1800
02/20/17	TEXAS STATE*	W	67-51	1406
02/25/17	at Little Rock*	W	71-54	3830
02/27/17	at Arkansas State*	L	67-78	4482
03/04/17	GEORGIA SOUTHERN*	W	72-67	3854
03/10/17	vs Louisiana (4)	W	86-76	1118
03/11/17	vs Troy (4)	L	63-74	1609
03/15/17	at Texas A&M-Corpus Christi (5)	L	64-80	897

* = Conference game

1 = Cancun Challenge (Auburn, Ala.)

2 = Cancun Challenge (West Lafayette, Ind.)

3 = Cancun Challenge (Cancun, Mexico)

4 = Sun Belt Conference Tournament (New Orleans, La.)

5 = CollegeInsider.com Postseason Tournament (Corpus Christi, Texas)

TEAM STATISTICS.....	GSU	OPP
SCORING.....	2442	2312
Points per game.....	74.0	70.1
Scoring margin.....	+3.9	-
FIELD GOALS-ATT.....	885-1888	758-1844
Field goal pct.....	.469	.411
3 POINT FG-ATT.....	246-690	274-846
3-point FG pct.....	.357	.324
3-pt FG made per game.....	7.5	8.3
FREE THROWS-ATT.....	426-658	522-734
Free throw pct.....	.647	.711
F-Throws made per game.....	12.9	15.8
REBOUNDS.....	1174	1101
Rebounds per game.....	35.6	33.4
Rebounding margin.....	+2.2	-
ASSISTS.....	399	442
Assists per game.....	12.1	13.4
TURNOVERS.....	463	474
Turnovers per game.....	14.0	14.4
Turnover margin.....	+0.3	-
Assist/turnover ratio.....	0.9	0.9
STEALS.....	236	203
Steals per game.....	7.2	6.2
BLOCKS.....	140	90
Blocks per game.....	4.2	2.7
ATTENDANCE.....	22229	66872
Home games-Avg/Game.....	14-1588	15-4062
Neutral site-Avg/Game.....	-	4-1487

SCORE BY PERIODS.....	1st	2nd	OT	Total	Avg
Georgia State.....	1155	1273	14	2442	74.0
Opponents.....	1029	1277	6	2312	70.1

FINAL 2016-17 SUN BELT STANDINGS

	Conference			Overall		
	W	L	Pct.	W	L	Pct.
UT Arlington	14	4	.778	27	9	.750
Georgia State	12	6	.667	20	13	.606
Arkansas State	11	7	.611	20	12	.625
Texas State	11	7	.611	22	14	.611
Georgia Southern	11	7	.611	18	15	.545
Louisiana	10	8	.556	21	11	.656
Troy	10	8	.556	22	15	.595
Coastal Carolina	10	8	.556	20	19	.513
South Alabama	7	11	.389	14	18	.438
Little Rock	6	12	.333	15	17	.469
Appalachian State	4	14	.222	9	21	.300
UL Monroe	2	16	.111	9	24	.273



FINAL 2016-17 STATISTICS - ALL GAMES

Player.....	GP-GS	Min	Avg	FG-FGA	Pct	3FG-FGA	Pct	FT-FTA	Pct	Off	Def	Tot	Avg	PF	FO	A	TO	Blk	Stl	Pts	Avg
Hollowell, Jeremy.....	33-33	1015	30.8	175-411	.426	59-176	.335	91-121	.752	33	163	196	5.9	102	7	57	85	25	32	500	15.2
Simonds, D'Marcus....	29-22	787	27.1	145-271	.535	16-45	.356	82-114	.719	32	84	116	4.0	58	1	58	77	8	36	388	13.4
Benlevi, Malik.....	33-27	866	26.2	97-192	.505	34-79	.430	51-75	.680	42	97	139	4.2	89	4	32	35	29	36	279	8.5
Williams, Isaiah.....	32-24	656	20.5	82-191	.429	29-85	.341	54-65	.831	7	45	52	1.6	39	0	60	34	5	22	247	7.7
Seymour, Justin.....	14-7	254	18.1	33-83	.398	15-44	.341	12-16	.750	8	20	28	2.0	23	0	15	18	0	6	93	6.6
Thomas, Jeff.....	33-5	618	18.7	72-171	.421	42-106	.396	26-35	.743	19	62	81	2.5	48	0	27	26	21	19	212	6.4
Clayton, Willie.....	33-23	694	21.0	88-137	.642	0-0	.000	24-79	.304	97	140	237	7.2	97	4	16	58	14	200	6.1	
Mitchell, Devin.....	33-4	391	11.8	52-129	.403	34-95	.358	22-33	.667	6	27	33	1.0	40	0	20	19	3	10	160	4.8
Dennis, Isaiah.....	33-9	511	15.5	62-101	.614	2-3	.667	31-53	.585	14	49	63	1.9	51	1	60	45	2	29	157	4.8
Session, Jordan.....	32-10	494	15.4	51-120	.425	9-35	.257	21-42	.500	35	61	96	3.0	83	4	13	22	17	8	132	4.1
Donaldson, Austin.....	28-1	295	10.5	25-71	.352	4-14	.286	9-19	.474	9	25	34	1.2	37	2	40	27	1	23	63	2.3
Cagle, Carter.....	6-0	12	2.0	2-5	.400	2-5	.400	0-0	.000	0	2	2	0.3	1	0	1	1	0	0	6	1.0
Clerkley, Chris.....	11-0	26	2.4	1-3	.333	0-0	.000	3-6	.500	2	3	5	0.5	5	0	0	1	4	0	5	0.5
Felton, Nile.....	10-0	7	0.7	0-3	.000	0-3	.000	0-0	.000	0	2	2	0.2	0	0	0	1	0	1	0	0.0
Team.....										30	60	90	2.7	0		14				0	
Total.....	33			885-1888	.469	246-690	.357	426-658	.647	334	840	1174	35.6	673	23	399	463	140	236	2442	74.0
Opponents.....	33			758-1844	.411	274-846	.324	522-734	.711	339	762	1101	33.4	607	-	442	474	90	203	2312	70.1

FINAL 2016-17 STATISTICS - SUN BELT GAMES ONLY

Player.....	G-GS	Min	Avg	FG-FGA	Pct	3P-3PA	Pct	FT-FTA	Pct	Off	Def	Reb	Avg	PF-DQ	A	TO	Blk	Stl	Pts	Avg	
Hollowell, Jeremy.....	18-18	572	31.8	105-237	.443	33-107	.308	47-63	.746	20	90	110	6.1	57	4	33	36	12	16	290	16.1
Simonds, D'Marcus...	15-15	464	30.9	90-161	.559	13-29	.448	47-67	.701	18	48	66	4.4	34	1	31	45	5	21	240	16.0
Benlevi, Malik.....	18-16	512	28.4	55-106	.519	22-48	.458	25-37	.676	22	57	79	4.4	51	3	18	20	19	17	157	8.7
Williams, Isaiah.....	17-14	365	21.5	47-113	.416	12-51	.235	24-30	.800	4	24	28	1.6	16	0	34	21	3	12	130	7.6
Thomas, Jeff.....	18-2	379	21.1	48-107	.449	28-66	.424	9-16	.563	11	40	51	2.8	26	0	20	14	16	13	133	7.4
Mitchell, Devin	18-1	218	12.1	32-74	.432	21-56	.375	14-20	.700	3	19	22	1.2	20	0	13	7	1	2	99	5.5
Dennis, Isaiah	18-4	299	16.6	36-57	.632	2-3	.667	20-33	.606	9	28	37	2.1	32	0	34	27	0	13	94	5.2
Clayton, Willie.....	18-11	369	20.5	41-65	.631	0-0	.000	12-41	.293	46	65	111	6.2	52	1	9	23	14	7	94	5.2
Seymour, Justin.....	2-1	36	18.0	4-15	.267	1-9	.111	0-0	.000	3	0	3	1.5	3	0	1	0	0	1	9	4.5
Session, Jordan.....	18-7	288	16.0	27-65	.415	6-22	.273	14-23	.609	16	43	59	3.3	42	2	8	15	8	4	74	4.1
Donaldson, Austin.....	13-1	116	8.9	9-30	.300	2-8	.250	5-6	.833	5	13	18	1.4	18	2	16	14	0	6	25	1.9
Cagle, Carter	2-0	2	1.0	1-1	1.000	1-1	1.000	0-0	.000	0	0	0	0.0	0	0	0	0	0	0	3	1.5
Clerkley, Chris.....	2-0	3	1.5	0-0	.000	0-0	.000	0-0	.000	0	0	0	0.0	1	0	0	0	0	0	0	0.0
Felton, Nile	5-0	3	0.6	0-1	.000	0-1	.000	0-0	.000	0	0	0	0.0	0	0	0	0	0	1	0	0.0
Team.....										15	32	47	2.6	0		9				0	
Total.....	18			495-1032	.480	141-401	.352	217-336	.646	172	459	631	35.1	352	13	217	231	78	113	1348	74.9
Opponents.....	18			420-1010	.416	160-459	.349	273-388	.704	185	416	601	33.4	311	-	245	238	43	97	1273	70.7



OPPONENT	DATE	SCORE		FELTON	HOLLOWELL	BENLEVI	DENNIS	DONALDSON	WILLIAMS	CLERKLEY	SIMONDS
THOMAS	11/11/16	111-69	W	0-1-0	23-5-1	8-3-1	6-1-4	10-3-0	5-4-2	0-0-0	11-2-3
AT AUBURN	11/14/16	65-83	L	DNP	20-5-4	4-4-0	2-3-1	2-1-1	2-1-0	0-0-0	0-0-1
AT PURDUE	11/18/16	56-64	L	DNP	15-5-3	5-3-0	1-2-2	4-2-2	0-1-0	0-1-0	13-2-0
VS NJIT	11/22/16	74-53	W	0-1-0	9-7-3	2-4-1	10-5-2	2-2-1	4-0-1	0-0-0	26-1-1
VS EASTERN KENTUCKY	11/23/16	82-65	W	0-0-0	6-4-1	11-1-4	8-2-1	0-0-0	18-3-1	0-0-0	8-3-0
WRIGHT STATE	11/30/16	81-74	W	DNP	22-4-1	8-2-0	2-1-2	0-1-3	19-1-2	0-0-0	5-6-1
AT MISSISSIPPI STATE	12/04/16	60-82	L	DNP	4-7-1	0-4-1	8-1-0	0-0-4	16-5-1	0-1-0	7-5-0
GA. SOUTHWESTERN	12/10/16	83-52	W	0-0-0	9-7-0	12-5-1	0-0-1	7-1-3	6-3-2	5-3-0	4-0-4
ALABAMA A&M	12/14/16	94-79	W	DNP	20-7-2	17-4-1	0-1-0	2-0-3	6-1-6	DNP	18-8-5
AT OLD DOMINION	12/18/16	46-58	L	DNP	8-2-0	2-2-1	0-0-0	2-3-2	6-0-2	0-0-0	6-5-4
AT MIDDLE TENNESSEE	12/21/16	64-56	W	DNP	20-4-0	8-10-0	4-2-3	4-0-1	0-0-2	DNP	3-1-2
MASSACHUSETTS	12/28/16	65-74	L	DNP	16-4-1	13-3-2	9-5-5	1-2-1	2-0-2	DNP	DNP
AT GEORGIA SOUTHERN	12/31/16	65-88	L	0-0-0	21-7-0	7-5-0	3-3-0	2-2-1	5-3-3	0-0-0	DNP
SOUTH ALABAMA	01/07/17	78-77	W	DNP	15-4-1	19-6-0	2-0-1	6-5-7	0-0-0	DNP	DNP
TROY	01/09/17	77-80	L	DNP	19-7-1	7-8-1	9-4-3	6-2-3	DNP	DNP	DNP
AT ULM	01/14/17	73-65	WOT	DNP	24-5-2	19-4-2	7-2-4	0-2-0	14-2-2	DNP	1-3-2
AT LOUISIANA	01/16/17	101-86	W	0-0-0	19-8-1	9-3-1	5-0-0	0-1-0	24-3-5	0-0-0	24-4-1
COASTAL CAROLINA	01/21/17	76-56	W	0-0-0	16-5-2	3-2-0	6-1-2	0-1-0	8-0-4	DNP	14-4-1
APPALACHIAN STATE	01/23/17	83-72	W	DNP	9-4-3	10-1-2	9-1-1	2-1-1	9-1-1	DNP	25-4-1
AT TROY	01/28/17	78-72	W	DNP	14-8-2	8-3-2	0-2-1	DNP	8-2-3	DNP	26-6-3
AT SOUTH ALABAMA	01/30/17	83-80	W	DNP	20-5-4	9-3-0	7-0-0	DNP	8-3-2	DNP	21-2-5
LOUISIANA	02/04/17	85-82	W	DNP	16-5-2	17-5-1	8-2-3	0-0-0	5-2-3	DNP	19-8-3
ULM	02/06/17	69-55	W	0-0-0	19-6-2	14-6-2	2-1-0	DNP	11-2-3	DNP	10-6-4
AT APPALACHIAN STATE	02/11/17	72-77	L	DNP	10-8-1	6-4-0	10-2-1	0-0-0	15-3-3	DNP	16-3-3
AT COASTAL CAROLINA	02/13/17	64-65	L	DNP	16-6-0	2-4-2	5-2-0	DNP	14-5-2	DNP	10-4-2
UT ARLINGTON	02/18/17	67-68	L	DNP	19-6-1	6-7-3	6-3-5	0-0-0	9-2-2	DNP	11-4-1
TEXAS STATE	02/20/17	67-51	W	DNP	16-5-1	6-2-2	0-2-4	DNP	0-0-0	DNP	18-3-2
AT LITTLE ROCK	02/25/17	71-54	W	DNP	7-3-1	7-9-0	9-6-4	0-1-0	0-0-0	DNP	10-3-1
AT ARKANSAS STATE	02/27/17	67-78	L	0-0-0	15-6-4	7-4-0	3-2-3	6-0-1	0-0-1	DNP	14-7-2
GEORGIA SOUTHERN	03/04/17	72-67	W	DNP	15-12-5	1-3-0	3-4-2	3-3-3	0-0-0	DNP	21-5-0
VS LOUISIANA	03/10/17	86-76	W	DNP	16-14-4	15-4-1	9-0-3	0-0-0	14-2-1	DNP	17-8-2
VS TROY	03/11/17	63-74	L	DNP	15-4-2	2-8-1	4-3-1	1-1-0	19-1-1	DNP	13-5-2
AT TEXAS A&M-CC	03/15/17	64-80	L	0-0-0	7-7-1	15-3-0	0-0-1	3-0-3	0-2-3	DNP	17-4-2

OPPONENT	DATE	SCORE		SEYMOUR	CLAYTON	SESSION	MITCHELL	THOMAS	CAGLE
THOMAS	11/11/16	111-69	W	8-3-2	11-13-0	4-2-2	8-0-1	17-1-1	0-2-1
AT AUBURN	11/14/16	65-83	L	20-6-1	6-4-0	1-2-1	0-3-0	8-4-0	DNP
AT PURDUE	11/18/16	56-64	L	5-2-1	4-7-0	4-3-0	0-0-0	5-5-0	DNP
VS NJIT	11/22/16	74-53	W	2-2-0	8-9-0	6-1-0	3-1-0	2-2-1	0-0-0
VS EASTERN KENTUCKY	11/23/16	82-65	W	15-3-3	9-15-0	0-2-0	0-0-0	7-1-2	0-0-0
WRIGHT STATE	11/30/16	81-74	W	7-1-0	5-2-0	4-5-0	3-0-1	6-3-1	DNP
AT MISSISSIPPI STATE	12/04/16	60-82	L	10-1-0	6-3-2	6-5-1	3-0-0	0-2-0	DNP
GA. SOUTHWESTERN	12/10/16	83-52	W	8-3-1	11-15-2	DNP	13-0-1	5-2-0	3-0-0
ALABAMA A&M	12/14/16	94-79	W	2-1-1	12-9-0	7-1-0	10-1-3	0-1-0	DNP
AT OLD DOMINION	12/18/16	46-58	L	0-1-0	8-7-1	0-1-0	11-2-1	3-1-1	DNP
AT MIDDLE TENNESSEE	12/21/16	64-56	W	1-1-3	4-9-1	2-1-0	3-1-0	15-1-1	DNP
MASSACHUSETTS	12/28/16	65-74	L	6-1-2	8-12-0	5-2-1	0-0-0	5-5-0	DNP
AT GEORGIA SOUTHERN	12/31/16	65-88	L	2-2-0	4-5-1	4-13-1	6-2-0	11-6-1	DNP
SOUTH ALABAMA	01/07/17	78-77	W	7-1-1	5-7-0	3-7-0	6-2-0	15-4-2	DNP
TROY	01/09/17	77-80	L	DNP	9-5-0	6-1-0	15-1-2	6-1-3	DNP
AT ULM	01/14/17	73-65	WOT	DNP	4-12-0	0-0-0	0-0-0	4-3-0	DNP
AT LOUISIANA	01/16/17	101-86	W	DNP	4-5-1	2-0-0	11-0-1	3-0-1	DNP
COASTAL CAROLINA	01/21/17	76-56	W	DNP	4-8-1	6-3-1	3-0-2	13-9-6	3-0-0
APPALACHIAN STATE	01/23/17	83-72	W	DNP	5-6-0	5-3-1	3-2-2	6-4-2	DNP
DNP AT TROY	01/28/17	78-72	W	DNP	4-2-0	7-4-1	0-1-1	11-1-1	DNP
AT SOUTH ALABAMA	01/30/17	83-80	W	DNP	2-5-0	2-1-0	5-0-0	9-3-0	DNP
LOUISIANA	02/04/17	85-82	W	DNP	7-3-2	5-5-1	0-0-0	8-2-0	DNP
ULM	02/06/17	69-55	W	DNP	8-5-0	2-1-1	0-0-0	3-3-0	0-0-0
AT APPALACHIAN STATE	02/11/17	72-77	L	DNP	2-4-0	7-4-0	3-4-2	3-2-0	DNP
AT COASTAL CAROLINA	02/13/17	64-65	L	DNP	2-3-0	12-6-0	3-2-0	0-2-0	DNP
UT ARLINGTON	02/18/17	67-68	L	DNP	8-8-1	0-2-0	0-1-0	8-4-2	DNP
TEXAS STATE	02/20/17	67-51	W	DNP	2-7-1	2-1-0	14-0-1	9-4-2	DNP
AT LITTLE ROCK	02/25/17	71-54	W	DNP	9-7-0	5-5-0	16-2-1	8-1-0	DNP
AT ARKANSAS STATE	02/27/17	67-78	L	DNP	10-9-0	6-3-0	6-0-1	0-2-0	DNP
GEORGIA SOUTHERN	03/04/17	72-67	W	DNP	5-10-2	0-0-2	8-5-0	16-0-0	DNP
VS LOUISIANA	03/10/17	86-76	W	DNP	5-5-1	6-3-0	2-2-0	2-1-0	DNP
VS TROY	03/11/17	63-74	L	DNP	7-8-0	0-4-0	0-1-0	2-1-0	DNP
AT TEXAS A&M-CC	03/15/17	64-80	L	DNP	2-8-0	13-5-0	5-0-0	2-0-0	DNP



GEORGIA STATE TOTALS	Date	Result	FG-FGA	Pct.	3P-3PA	Pct.	FT-FTA	Pct.	OR	DR	Reb	PF	A	TO	Bl	St	1-2-OT	Pts
THOMAS	11/11/16	111-69 W	35-68	.515	9-20	.450	32-41	.780	12	31	43	26	18	14	13	16	57-54	111
at Auburn	11/14/16	65-83 L	22-60	.367	5-23	.217	16-24	.667	12	23	35	31	9	18	3	8	30-35	65
at Purdue	11/18/16	56-64 L	22-54	.407	5-14	.357	7-11	.636	12	23	35	31	8	19	1	8	30-26	56
vs NJIT	11/22/16	74-53 W	32-56	.571	2-13	.154	8-16	.500	7	32	39	21	10	16	3	8	39-35	74
vs Eastern Kentucky	11/23/16	82-65 W	30-57	.526	9-18	.500	13-19	.684	12	23	35	19	12	15	2	13	41-41	82
WRIGHT STATE	11/30/16	81-74 W	26-55	.473	11-25	.440	18-30	.600	6	21	27	26	11	12	4	5	41-40	81
at Mississippi State	12/04/16	60-82 L	25-62	.403	6-19	.316	4-6	.667	11	26	37	15	10	18	5	3	36-24	60
GA. SOUTHWESTERN	12/10/16	83-52 W	29-58	.500	11-24	.458	14-20	.700	14	29	43	12	15	14	4	10	39-44	83
ALABAMA A&M	12/14/16	94-79 W	35-64	.547	8-19	.421	16-25	.640	14	22	36	15	21	10	3	9	43-51	94
at Old Dominion	12/18/16	46-58 L	16-43	.372	6-14	.429	8-12	.667	9	19	28	15	12	18	2	5	19-27	46
at Middle Tennessee	12/21/16	64-56 W	22-46	.478	10-20	.500	10-17	.588	8	26	34	19	13	17	5	11	33-31	64
MASSACHUSETTS	12/28/16	65-74 L	24-62	.387	6-22	.273	11-21	.524	14	21	35	22	14	16	7	13	27-38	65
at Georgia Southern	12/31/16	65-88 L	23-70	.329	6-30	.200	13-20	.650	24	27	51	28	7	22	1	6	29-36	65
SOUTH ALABAMA	01/07/17	78-77 W	27-59	.458	7-27	.259	17-26	.654	11	25	36	18	12	16	4	9	35-43	78
TROY	01/09/17	77-80 L	26-58	.448	11-26	.423	14-18	.778	11	20	31	23	13	10	6	4	39-38	77
at ULM	01/14/17	73-65 Wot	26-60	.433	6-21	.286	15-25	.600	10	24	34	18	12	11	6	10	26-33-14	73
at Louisiana	01/16/17	101-86 W	36-58	.621	10-19	.526	19-25	.760	7	21	28	30	11	7	0	7	53-48	101
COASTAL CAROLINA	01/21/17	76-56 W	29-62	.468	15-33	.455	3-4	.750	6	31	37	14	19	10	7	1	28-48	76
APPALACHIAN STATE	01/23/17	83-72 W	33-58	.569	3-14	.214	14-23	.609	8	22	30	19	14	10	3	11	39-44	83
at Troy	01/28/17	78-72 W	32-58	.552	4-15	.267	10-18	.556	10	23	33	19	14	12	3	11	36-42	78
at South Alabama	01/30/17	83-80 W	26-44	.591	9-19	.474	22-35	.629	4	21	25	21	11	18	2	8	39-44	83
LOUISIANA	02/04/17	85-82 W	31-59	.525	9-24	.375	14-18	.778	10	23	33	20	15	18	3	6	52-33	85
ULM	02/06/17	69-55 W	26-56	.464	11-26	.423	6-13	.462	8	24	32	12	12	5	8	9	40-29	69
at Appalachian State	02/11/17	72-77 L	31-58	.534	5-13	.385	5-15	.333	7	30	37	21	10	18	5	5	39-33	72
at Coastal Carolina	02/13/17	64-65 L	23-52	.442	4-17	.235	14-17	.824	7	27	34	20	6	11	5	3	29-35	64
UT ARLINGTON	02/18/17	67-68 L	26-57	.456	8-27	.296	7-12	.583	8	34	42	18	15	21	7	6	31-36	67
TEXAS STATE	02/20/17	67-51 W	27-48	.563	7-21	.333	6-9	.667	5	20	25	12	13	10	6	4	24-43	67
at Little Rock	02/25/17	71-54 W	24-55	.436	7-24	.292	16-20	.800	10	32	42	18	7	6	5	4	31-40	71
at Arkansas State	02/27/17	67-78 L	25-69	.362	8-26	.308	9-18	.500	15	21	36	24	12	6	2	6	28-39	67
GEORGIA SOUTHERN	03/04/17	72-67 W	24-51	.471	11-19	.579	13-20	.650	11	34	45	17	14	20	5	3	28-44	72
vs Louisiana	03/10/17	86-76 W	27-55	.491	5-13	.385	27-37	.730	11	33	44	22	12	12	4	1	35-51	86
vs Troy	03/11/17	63-74 L	21-58	.362	6-22	.273	15-21	.714	12	29	41	25	7	17	4	6	37-26	63
at Texas A&M-CC	03/15/17	64-80 L	24-58	.414	6-23	.261	10-22	.455	8	23	31	22	10	16	2	7	22-42	64

OPPONENT TOTALS	Date	Result	FG-FGA	Pct.	3P-3PA	Pct.	FT-FTA	Pct.	OR	DR	Reb	PF	A	TO	Bl	St	1-2-OT	Pts
THOMAS	11/11/16	111-69 W	19-61	.311	9-22	.409	22-30	.733	15	19	34	32	8	25	0	2	32-37	69
at Auburn	11/14/16	65-83 L	25-53	.472	7-21	.333	26-39	.667	10	29	39	23	13	16	6	7	35-48	83
at Purdue	11/18/16	56-64 L	17-45	.378	5-22	.227	25-37	.676	6	20	26	16	11	14	1	6	27-37	64
vs NJIT	11/22/16	74-53 W	17-50	.340	10-28	.357	9-15	.600	7	22	29	17	10	21	2	7	27-26	53
vs Eastern Kentucky	11/23/16	82-65 W	21-63	.333	6-31	.194	17-21	.810	19	17	36	19	13	18	2	6	33-32	65
WRIGHT STATE	11/30/16	81-74 W	22-53	.415	11-29	.379	19-22	.864	11	25	36	23	14	19	2	3	33-41	74
at Mississippi State	12/04/16	60-82 L	31-66	.470	13-34	.382	7-9	.778	11	27	38	15	17	11	4	9	44-38	82
GA. SOUTHWESTERN	12/10/16	83-52 W	19-51	.373	7-28	.250	7-11	.636	4	18	22	18	13	18	4	7	22-30	52
ALABAMA A&M	12/14/16	94-79 W	29-59	.492	6-22	.273	15-18	.833	8	19	27	19	23	13	2	6	34-45	79
at ODU	12/18/16	46-58 L	20-52	.385	9-29	.310	9-13	.692	15	21	36	12	15	13	10	12	36-22	58
at Middle Tennessee	12/21/16	64-56 W	18-51	.353	7-26	.269	13-18	.722	10	21	31	16	9	13	2	10	25-31	56
MASSACHUSETTS	12/28/16	65-74 L	25-55	.455	7-26	.269	17-23	.739	9	27	36	21	13	18	5	11	36-38	74
at Georgia Southern	12/31/16	65-88 L	29-53	.547	10-25	.400	20-33	.606	5	26	31	20	13	10	1	10	36-52	88
SOUTH ALABAMA	01/07/17	78-77 W	27-56	.482	11-23	.478	12-21	.571	9	27	36	22	17	18	1	9	37-40	77
TROY	01/09/17	77-80 L	27-49	.551	8-20	.400	18-26	.692	7	21	28	17	17	12	5	3	45-35	80
at ULM	01/14/17	73-65 Wot	22-56	.393	8-21	.381	13-17	.765	12	28	40	21	11	22	3	3	28-31-6	65
at Louisiana	01/16/17	101-86 W	22-58	.379	6-22	.273	36-42	.857	17	19	36	20	10	8	2	1	42-44	86
COASTAL CAROLINA	01/21/17	76-56 W	21-70	.300	9-35	.257	5-8	.625	16	27	43	10	13	11	4	4	17-39	56
APPALACHIAN STATE	01/23/17	83-72 W	22-56	.393	7-25	.280	21-24	.875	11	23	34	17	11	17	2	3	32-40	72
at Troy	01/28/17	78-72 W	22-50	.440	12-27	.444	16-20	.800	8	21	29	16	13	16	5	6	22-50	72
at South Alabama	01/30/17	83-80 W	26-55	.473	9-26	.346	19-27	.704	11	21	32	27	15	18	2	11	28-52	80
LOUISIANA	02/04/17	85-82 W	29-63	.460	8-27	.296	16-22	.727	12	17	29	15	19	9	1	8	37-45	82
ULM	02/06/17	69-55 W	22-57	.386	8-23	.348	3-7	.429	13	26	39	15	12	15	2	1	26-29	55
at Appalachian State	02/11/17	72-77 L	24-65	.369	14-36	.389	15-21	.714	14	25	39	17	16	14	3	6	35-42	77
at Coastal Carolina	02/13/17	64-65 L	19-54	.352	9-26	.346	18-23	.783	11	23	34	15	10	13	1	3	25-40	65
UT ARLINGTON	02/18/17	67-68 L	22-62	.355	10-31	.323	14-20	.700	10	24	34	18	19	16	1	13	27-41	68
TEXAS STATE	02/20/17	67-51 W	21-49	.429	4-16	.250	5-10	.500	9	14	23	11	11	11	2	4	22-29	51
at Little Rock	02/25/17	71-54 W	19-50	.380	7-22	.318	9-18	.500	6	23	29	17	13	8	2	3	30-24	54
at Arkansas State	02/27/17	67-78 L	23-51	.451	9-19	.474	23-31	.742	9	35	44	14	12	9	2	3	34-44	78
GEORGIA SOUTHERN	03/04/17	72-67 W	23-56	.411	11-35	.314	10-18	.556	5	16	21	19	13	11	4	6	32-35	67
vs Louisiana	03/10/17	86-76 W	24-63	.381	5-26	.192	23-31	.742	10	21	31	29	9	8	2	7	26-50	76
vs Troy	03/11/17	63-74 L	23-54	.426	6-26	.231	22-36	.611	10	28	38	17	10	12	2	6	28-46	74
at Texas A&M-CC	03/15/17	64-80 L	28-58	.483	6-17	.353	18-23	.783	9	32	41	19	19	17	3	7	36-44	80



TEAM SUPERLATIVES	ALL GAMES	SUN BELT GAMES
Most Points Scored	111 Thomas, 11-11-16	101 at Louisiana, 1-16-17
Fewest Points Scored	46 at Old Dominion, 12-18-16	64 at Coastal Carolina, 2-15-17
Most Points Allowed	88 at Georgia Southern, 12-31-16	88 at Georgia Southern, 12-31-16
Fewest Points Allowed	51 Texas State, 2-20-17	51 Texas State, 2-20-17
Most Points Scored - Half	57 Thomas, 11-11-16 (1st)	53 at Louisiana, 1-16-17 (1st)
Fewest Points Scored - Half	19 at Old Dominion, 12-18-16 (1st)	24 Texas State, 2-20-17 (1st)
Most Points Allowed - Half	52 at Georgia Southern, 12-31-16 (2nd)	52 at Georgia Southern, 12-31-16 (2nd)
	52 at South Alabama, 1-30-17 (2nd)	52 at South Alabama, 1-30-17 (2nd)
Fewest Points Allowed - Half	17 Coastal Carolina, 1-21-17 (1st)	17 Coastal Carolina, 1-21-17 (1st)
Margin of Victory	42 Thomas, 11-11-16	20 Coastal Carolina, 1-21-17
Margin of Defeat	23 at Georgia Southern, 12-31-16	23 at Georgia Southern, 12-31-16
Field Goals Made	40 Thomas, 11-11-16	36 at Louisiana, 1-16-17
Fewest Field Goals Made	16 at Old Dominion, 12-18-16	23 at Georgia Southern, 12-31-16
		at Coastal Carolina, 2-15-17
FG Attempts	70 at Georgia Southern, 12-31-16	70 at Georgia Southern, 12-31-16
Highest FG%	.621 at Louisiana, 1-16-17 (36-58)	.621 at Louisiana, 1-16-17 (36-58)
Lowest FG%	.329 at Georgia Southern, 12-31-16	.329 at Georgia Southern, 12-31-16
Lowest FG% Allowed	.300 Coastal Carolina, 1-21-17	.300 Coastal Carolina, 1-21-17
3-Pt Field Goals Made	15 Coastal Carolina, 1-21-17	15 Coastal Carolina, 1-21-17
3-Pt Field Goal Attempts	33 Coastal Carolina, 1-21-17	33 Coastal Carolina, 1-21-17
3-Pt FG% (Minimum 3 made)	.579 Georgia Southern, 3-4-17 (11-19)	.579 Georgia Southern, 3-4-17 (11-19)
Free Throws Made	32 Thomas, 11-11-16	22 at South Alabama, 1-30-17
Free Throw Attempts	41 Thomas, 11-11-16	35 at South Alabama, 1-30-17
Free Throw %	.824 at Coastal Carolina, 2-15-17 (14-17)	.824 at Coastal Carolina, 2-15-17 (14-17)
Rebounds	51 at Georgia Southern, 12-31-16	51 at Georgia Southern, 12-31-16
Rebound Margin	+24 Georgia Southern, 3-4-17	+24 Georgia Southern, 3-4-17
Assists	27 Thomas, 11-11-16	19 Coastal Carolina, 1-21-17
Steals	15 Thomas, 11-11-16	11 Appalachian State, 1-23-17; at Troy, 1-28-17
Most Turnovers	22 at Georgia Southern, 12-31-16	22 at Georgia Southern, 12-31-16
Fewest Turnovers	5 UL Monroe, 2-6-17	5 UL Monroe, 2-6-17
Blocked Shots	13 Thomas, 11-11-16	8 UL Monroe, 2-6-17
Most Fouls	31 at Auburn, 11-14-16	30 at Louisiana, 1-16-17
Fewest Fouls	12 Georgia Southwestern, 12-10-16	12 UL Monroe, 2-6-17
	UL Monroe, 2-6-17	Texas State, 2-20-17
	Texas State, 2-20-17	

INDIVIDUAL SUPERLATIVES	ALL GAMES	SUN BELT GAMES
Most Points Scored	26 D'Marcus Simonds vs. NJIT, 11-22-16	26 D'Marcus Simonds at Troy, 1-28-17
	D'Marcus Simonds at Troy, 1-28-17	
Field Goals Made	12 D'Marcus Simonds at Troy, 1-28-17	12 D'Marcus Simonds at Troy, 1-28-17
FG Attempts	21 Jeremy Hollowell at Georgia Southern, 12-31-16	21 Jeremy Hollowell at Georgia Southern, 12-31-16
FG% (minimum 5 made)	1.000 Jeff Thomas at Middle Tennessee, 12-21-16 (5-5)	.889 D'Marcus Simonds at South Alabama, 1-30-17
3-Pt Field Goals Made	6 Jeremy Hollowell vs. Wright State, 11-30-16	5 Jeremy Hollowell vs. Troy, 1-9-17
		Malik Benlevi at UL Monroe, 1-14-17
3-Pt Field Goal Attempts	11 Jeremy Hollowell vs. Wright State, 11-30-16	10 Jeremy Hollowell at Georgia Southern, 12-31-16
Free Throws Made	11 Jeremy Hollowell vs. Thomas, 11-11-16	8 Jeremy Hollowell at UL Monroe, 1-14-17
Free Throw Attempts	12 Jeremy Hollowell vs. Thomas, 11-11-16	11 Jeremy Hollowell at UL Monroe, 1-14-17
Rebounds	15 Willie Clayton vs. Eastern Kentucky, 11-23-16	13 Jordan Session at Georgia Southern, 12-31-16
	Willie Clayton vs. Georgia Southwestern, 12-10-16	
Assists	7 Austin Donaldson vs. South Alabama, 1-7-17	7 Austin Donaldson vs. South Alabama, 1-7-17
Steals	5 Isaiah Williams at Georgia Southern, 12-31-16	5 Isaiah Williams at Georgia Southern, 12-31-16
	D'Marcus Simonds vs. Appalachian State, 1-23-17	D'Marcus Simonds vs. Appalachian State, 1-23-17
Blocked Shots	5 Willie Clayton vs. Thomas, 11-11-16	4 Malik Benlevi at UL Monroe, 1-14-17

**Game 1: Nov. 11, 2016, 7 p.m. (ESPN3)****GEORGIA STATE 111, THOMAS 69****GSU Sports Arena • Atlanta, Ga.**

Led by a double-double from Willie Clayton and 23 points from Jeremy Hollowell, Georgia State cruised to a 111-69 win over Thomas in the regular season opener at the GSU Sports Arena.

Clayton nearly picked up his 18th career double-double in the first half before finishing with 11 points, 13 rebounds and five blocked shots in 26 minutes. He shot 5-of-6 from the floor and added two steals.

The Panthers finished the game with 13 blocked shots, just one shy of the school-record of 14 set against FIU on Dec. 1, 2011. The 42-point margin of victory is the sixth-most in school history.

Hollowell played 19 minutes, making 11-of-12 free throws and a pair of 3-pointers. He and Clayton were two of five Panthers to finish in double figures as Jeff Thomas came off the bench to score 17, while freshman D'Marcus Simonds added 11 and sophomore Austin Donaldson scored 10.

Georgia State (1-0) improved to 6-0 in regular season openers under head coach Ron Hunter. The sixth year coach now has 104 wins at Georgia State and moved ahead of Charles "Lefty" Driesell and into second on the GSU's all-time win list.

GSU scored 100 points or more for the first time in just under two years. Georgia State last crossed the century mark with 115 points against Tennessee Temple on Nov. 14, 2014. GSU improved to 27-4 all-time when scoring more than 100 points.

Defensively, the Panthers finished 16 steals, just one shy of the top 10 for a single-game in school history, while forcing Thomas into 25 turnovers which led to 37 points. Donaldson and Simonds each swiped three steals for the Panthers.

After a slow start in which Thomas took an early 13-11 lead as Javoris Cooks knocked down three 3-pointers, Georgia State used a 9-0 run to take a 20-13 lead with 10:51 to play.

Cooks finished the game with 24 points for the Night Hawks, making six 3-pointers. Traevon Graham came off the bench to add 12 points.

Minutes later, the Panthers used a 7-0 run to take a 32-19 lead with 7:17 remaining and never looked back. Georgia State went into the half leading 57-32 after using an 11-0 run with just under two minutes to play.

Making their Georgia State debuts, redshirt-sophomore Devin Mitchell and senior Justin Seymour each scored eight points, while sophomore Malik Benlevi also scored eight.

THOMAS 69 (4-0)												
Player	FG	3P	FT	O	D	Reb	PF	TP	A	TO	Blk	Stl
Bonds, Jalen, f.....	1-5	0-0	0-0	2	4	6	1	2	1	4	0	1
Goss, Albert, c.....	0-1	0-0	0-0	1	0	1	4	0	0	1	0	0
Cooks, Javoris, g.....	7-12	6-10	4-4	0	1	1	3	24	2	0	0	0
Rines, TJ, g.....	1-4	0-1	6-6	0	4	4	1	8	1	2	0	0
Ford, Tre, g.....	1-4	0-0	2-2	0	2	2	4	4	0	4	0	0
Gresham, Traevon.....	4-12	1-5	3-4	2	1	3	2	12	0	2	0	1
Myers, Katrell.....	1-5	1-1	3-5	0	3	3	4	6	4	3	0	0
Rouillac, DJ.....	1-2	0-0	0-2	1	1	2	2	2	0	1	0	0
Tomic, Ivan.....	3-5	1-2	4-7	4	2	6	4	11	0	4	0	0
Williams, Jamison.....	0-5	0-1	0-0	0	1	1	2	0	0	1	0	0
Goodwin, Hezekiah.....	0-5	0-2	0-0	0	0	0	1	0	0	2	0	0
DiSipio, Dante.....	0-1	0-0	0-0	0	0	0	4	0	0	0	0	0
Totals.....	19-61	9-22	22-30	15	19	34	32	69	8	25	0	2
FG% 1st:	9-29	31.0%	2nd:	10-32	31.3%	Game:	31.1%					
3FG% 1st:	5-9	55.6%	2nd:	4-13	30.8%	Game:	40.9%					
FT% 1st:	9-12	75.0%	2nd:	13-18	72.2%	Game:	73.3%					

GEORGIA STATE 111 (1-0)												
Player	FG	3P	FT	O	D	Reb	PF	TP	A	TO	Blk	Stl
Hollowell, Jeremy, f.....	5-15	2-5	11-12	2	3	5	2	23	1	0	1	2
Clayton, Willie, f.....	5-6	0-0	1-2	4	9	13	2	11	0	4	5	2
Williams, Isaiah, g.....	1-3	1-2	2-2	1	3	4	1	5	2	0	1	2
Simonds, D'Marcus, g.....	4-5	0-0	3-5	0	2	2	0	11	3	2	0	3
Mitchell, Devin, g.....	3-3	2-2	0-0	0	0	0	3	8	1	3	1	1
Felton, Nile.....	0-1	0-1	0-0	0	1	1	0	0	0	0	0	0
Benlevi, Malik.....	3-7	1-4	1-2	2	1	3	3	8	1	0	1	1
Dennis, Isaiah.....	2-3	0-0	2-4	0	1	1	1	6	4	0	0	1
Donaldson, Austin.....	4-5	1-1	1-2	0	3	3	2	10	0	2	1	3
Clerkley, Chris.....	0-0	0-0	0-0	0	0	0	1	0	0	0	1	0
Seymour, Justin.....	2-4	0-0	4-4	0	3	3	3	8	2	1	0	0
Session, Jordan.....	1-6	0-1	2-2	2	0	2	4	4	2	1	1	0
Thomas, Jeff.....	5-8	2-2	5-6	0	1	1	3	17	1	0	1	1
Cagle, Carter.....	0-2	0-2	0-0	0	2	2	1	0	1	0	0	0
Totals.....	35-68	9-20	32-41	12	31	43	26	111	18	14	13	16
FG% 1st:	18-36	50.0%	2nd:	17-32	53.1%	Game:	51.5%					
3FG% 1st:	6-12	50.0%	2nd:	3-8	37.5%	Game:	45.0%					
FT% 1st:	15-18	83.3%	2nd:	17-23	73.9%	Game:	78.0%					

Score by Periods.....1st 2nd Total
 Thomas.....32 37 69
 Georgia State.....57 54 111
 Officials: Frankie Bordeaux, Evan Berg, Bryan Evans

Attendance: 1,690

Game 2: Nov. 14, 2016, 9 p.m. (SEC Network)**AUBURN 83, GEORGIA STATE 65****Auburn Arena • Auburn, Ala. (Cancun Challenge)**

Despite 20 points from both Jeremy Hollowell and Justin Seymour, Georgia State fell to Auburn 83-65 at Auburn Arena in the opening game of the Cancun Challenge.

In uncharacteristic fashion, Georgia State (1-1) was called for 31 fouls and turned the ball over 18 times, including 15 in the first half, as two Panthers fouled out late in the game.

After shooting just 39.3 percent in the first half, Auburn (2-0) made 14-of-25 in the second half and knocked down 16-of-20 from the free throw line to pull away late. Georgia State trailed by just nine with 4:08 to play before the Tigers finished the game on a 13-4 run.

Hollowell scored 10 points in each half, knocking down 8-of-8 from the free throw line while pulling down five rebounds and dishing out four assists.

Seymour, one of four transfers in the starting line-up, scored 15 of his 20 points in the second half, going 8-of-16 from the floor while knocking down three 3-pointers.

After recording a double-double in the opener, senior Willie Clayton finished with just six points and four rebounds in 20 minutes, picking up a pair of fouls early in the first half before heading to the bench.

Danjel Purifoy and Jared Harper led Auburn with 19 points each, while Mustapha Heron just missed a double-double with 10 points and eight rebounds.

Georgia State was looking for its first win over an SEC opponent since a five-point win over Auburn in 2003. The Panthers will get another shot when they face Mississippi State in early December.

Both teams got in foul trouble early as nine fouls were called before the first media timeout and Auburn was in the bonus just over five minutes into the game. Trailing by two, Auburn used a 6-0 run late in the half to take a 28-24 lead with 3:45 to play and went into the locker room leading 35-30.

After Georgia State cut the deficit to just two, 39-37 just over four minutes into the second half, Auburn responded with an 8-0 run to take a 47-37 lead with 14:29 to play before a Seymour 3-pointer.

Jeff Thomas came off the bench to score eight points and grab four rebounds for Georgia State.

GEORGIA STATE 65 (1-1)												
Player	FG	3P	FT	O	D	Reb	PF	TP	A	TO	Blk	Stl
Hollowell, Jeremy, f.....	6-14	0-6	8-8	0	5	5	5	20	4	3	0	0
Clayton, Willie, f.....	3-5	0-0	0-4	2	2	4	5	6	0	4	0	0
Benlevi, Malik, g.....	2-8	0-1	0-0	1	3	4	3	4	0	2	1	3
Williams, Isaiah, g.....	0-2	0-1	2-2	0	1	1	2	2	0	2	0	1
Seymour, Justin, g.....	8-16	3-7	1-1	3	3	6	2	20	1	1	0	1
Dennis, Isaiah.....	0-1	0-0	2-2	1	2	3	0	2	1	1	0	0
Donaldson, Austin.....	1-2	0-0	0-1	0	1	1	3	2	1	1	0	0
Clerkley, Chris.....	0-0	0-0	0-0	0	0	0	0	0	0	0	0	0
Simonds, D'Marcus.....	0-2	0-0	0-0	0	0	0	1	0	1	3	0	1
Session, Jordan.....	0-0	0-0	1-4	2	0	2	4	1	1	0	0	0
Mitchell, Devin.....	0-3	0-3	0-0	1	2	3	3	0	0	0	0	0
Thomas, Jeff.....	2-7	2-5	2-2	2	2	4	3	8	0	1	2	2
Totals.....	22-60	5-23	16-24	12	23	35	31	65	9	18	3	8
FG% 1st:	11-25	44.0%	2nd:	11-35	31.4%	Game:	36.7%					
3FG% 1st:	1-9	11.1%	2nd:	4-14	28.6%	Game:	21.7%					
FT% 1st:	7-11	63.6%	2nd:	9-13	69.2%	Game:	66.7%					

AUBURN 83 (1-1)												
Player	FG	3P	FT	O	D	Reb	PF	TP	A	TO	Blk	Stl
Spencer, Horace, f.....	5-7	0-0	2-3	3	1	4	4	12	1	1	0	1
Purifoy, Danjel, f.....	5-7	1-2	8-10	2	2	4	4	19	2	3	0	0
Harper, Jared, g.....	5-10	4-6	5-8	0	4	4	4	19	2	2	0	3
Brown, Bryce, g.....	2-7	1-6	1-2	1	0	1	1	6	0	1	0	1
Heron, Mustapha, g.....	1-7	0-3	8-10	1	7	8	2	10	0	2	0	0
Dunans, T.J.....	3-6	0-1	0-2	0	5	5	2	6	2	3	2	0
Smith, LaRon.....	1-3	0-0	0-0	1	0	1	2	2	0	1	3	0
Keim, Patrick.....	0-0	0-0	1-2	0	1	1	0	1	0	0	0	0
Macey, Will.....	0-0	0-0	0-0	0	0	0	0	0	0	0	0	0
Lang, TJ.....	1-3	1-3	1-2	1	3	4	1	4	1	2	0	1
McLemore, Anfernee.....	2-2	0-0	0-0	1	4	5	1	4	0	0	1	0
Cohen, Mike.....	0-0	0-0	0-0	0	0	0	0	0	0	0	0	0
Waddell, Devin.....	0-0	0-0	0-0	0	0	0	0	0	0	0	0	0
Johnson, Ronnie.....	0-1	0-0	0-0	0	1	1	2	0	5	1	0	1
Tate, Trey.....	0-0	0-0	0-0	0	0	0	0	0	0	0	0	0
Totals.....	25-53	7-21	26-39	10	29	39	23	83	13	16	6	7
FG% 1st:	11-28	39.3%	2nd:	14-25	56.0%	Game:	47.2%					
3FG% 1st:	3-12	25.0%	2nd:	4-9	44.4%	Game:	33.3%					
FT% 1st:	10-19	52.6%	2nd:	16-20	80.0%	Game:	66.7%					

Score by Periods.....1st 2nd Total
 Georgia State.....30 35 65
 Auburn.....35 48 83
 Officials: Antinio Petty, Sean Casey, A.J. Desai

Attendance: 6,980



Game 3: Nov. 18, 2016, 7 p.m. (Big Ten Network)

NO. 15 PURDUE 64, GEORGIA STATE 56

Mackey Arena • West Lafayette, Ind. (Cancun Challenge)

Georgia State led for more than 30 minutes, but No. 15 Purdue finished the game on a 20-0 run to give the Boilermakers a 64-56 win over the Panthers at Mackey Arena in the Cancun Challenge.

In his return to Indiana, senior Jeremy Hollowell finished with 15 points and five rebounds. Hollowell, who grew up in Indianapolis and attended Lawrence Central High School before playing two seasons at Indiana, opened the game red-hot, scoring nine points on 4-of-5 shooting before the second media timeout.

Georgia State (1-2) led 56-44 with 7:12 to play following a bucket by sophomore Malik Benlevi, quieting a crowd of 14,302. As four Panthers fouled out, Purdue (2-1) was able to take advantage, finishing the game 25-of-37 from the free throw line while Georgia State was just 7-of-11.

Georgia State had been looking to equal the highest-ranked opponent it had ever defeated in program history (St. Joseph's - 2001), but fell to 3-23 all-time against AP Top 25 teams.

D'Marcus Simonds added 13 points on 6-of-9 shooting for the Panthers.

Purdue was led by Caleb Swanigan who recorded a double-double with 19 points and 11 rebounds. Isaac Haas added 11 points, but the 7-2 big man was held without a rebound.

Georgia State held Purdue to just 37.8 percent shooting and 22.7 percent from 3-point range, while outrebounding the bigger Boilermakers 35-26.

As the game opened, Georgia State forced Purdue to miss 11 of its first 14 shots and kept the Boilermakers in check for the entire first half as they shot just 32 percent from the floor and 1-of-10 from 3-point range.

Georgia State went into the half leading 30-27.

GSU continued to push the pace in the second half, leading by double-digits on multiple occasions. With the shot clock about to expire with just under 12 minutes to play, Austin Donaldson pushed to the rim to give Georgia State a 51-39 lead.

On nearly three straight possessions, three Panthers fouled out the game. Jordan Session was called for his fifth with 10:37 to play, followed by Willie Clayton with 10:24 remaining. Less than a minute later, Isaiah Dennis was called for his fifth with 9:35 to play. Before the game ended, Malik Benlevi also fouled out as Georgia State was called for 31 fouls.

Despite four players fouling out, Georgia State pushed the lead to 13 with 8:13 to play, but from that point were held to just one field goal the rest of the game.

GEORGIA STATE 56 (1-2)

Player	FG	3P	FT	O	D	Reb	PF	TP	A	TO	Bk	Stl	Min
Hollowell, Jeremy, f.....	7-19	1-5	0-1	1	4	5	4	15	3	5	1	2	39
Clayton, Willie, f.....	2-5	0-0	0-0	3	4	7	5	4	0	2	0	1	15
Dennis, Isaiah, g.....	0-1	0-0	1-2	0	2	2	5	1	2	0	0	1	16
Seymour, Justin, g.....	1-6	1-1	2-2	1	1	2	1	5	1	2	0	0	22
Thomas, Jeff, g.....	1-4	1-3	2-2	2	3	5	2	5	0	2	0	0	25
Benlevi, Malik.....	2-3	1-2	0-0	1	2	3	5	5	0	2	0	2	18
Donaldson, Austin.....	2-4	0-0	0-0	0	2	2	0	4	2	0	0	1	17
Williams, Isaiah.....	0-0	0-0	0-0	0	1	1	1	0	0	1	0	0	7
Clerkley, Chris.....	0-0	0-0	0-0	0	1	1	1	0	0	0	0	0	1
Simonds, D'Marcus.....	6-9	1-2	0-2	0	2	2	1	13	0	3	0	1	24
Mitchell, Devin.....	0-1	0-1	0-0	0	0	0	1	0	0	1	0	0	3
Totals.....	22-54	5-14	7-11	12	23	35	31	56	8	19	1	8	200

FG%	1st:	12-31	38.7%	2nd:	10-23	43.5%	Game:	40.7%
3FG%	1st:	2-6	33.3%	2nd:	3-8	37.5%	Game:	35.7%
FT%	1st:	4-4	100.0%	2nd:	3-7	42.9%	Game:	63.6%

PURDUE 64 (2-1)

Player	FG	3P	FT	O	D	Reb	PF	TP	A	TO	Bk	Stl	Min
Edwards, Vincent, f.....	2-6	1-3	2-2	2	1	3	0	7	1	3	0	0	27
Swanigan, Caleb, f.....	5-8	0-0	9-16	3	8	11	2	19	3	2	0	0	38
Haas, Isaac, c.....	2-5	0-0	7-11	0	0	0	2	11	0	4	1	1	20
Thompson, P.J., g.....	1-6	1-6	1-2	1	2	3	0	4	0	0	0	3	26
Mathias, Dakota, g.....	3-7	3-6	0-0	0	3	3	3	9	4	2	0	0	34
Edwards, Carsen.....	2-8	0-5	2-2	0	0	0	2	6	0	1	0	0	15
Smotherman, Basil.....	2-3	0-0	1-1	0	0	0	5	5	0	2	0	1	18
Albrecht, Spike.....	0-2	0-2	3-3	0	5	5	2	3	3	0	0	1	22
Totals.....	17-45	5-22	25-37	6	20	26	16	64	11	14	1	6	200

FG%	1st:	8-25	32.0%	2nd:	9-20	45.0%	Game:	37.8%
3FG%	1st:	1-10	10.0%	2nd:	4-12	33.3%	Game:	22.7%
FT%	1st:	10-14	71.4%	2nd:	15-23	65.2%	Game:	67.6%

Score by Periods.....1st 2nd Total

Georgia State.....30 26 56

Purdue.....27 37 64

Officials: Gene Steratore, Rob Riley, Brian Dorsey

Attendance: 14,302

Game 4: Nov. 22, 2016, 12:30 p.m. (YouTube Live)

GEORGIA STATE 74, NJIT 53

Hard Rock Riviera Maya • Cancun, Mexico (Cancun Challenge)

Georgia State closed the first half on an 18-0 run to propel the Panthers to a 74-53 win over NJIT in the first game of the Cancun Challenge at the Hard Rock Riviera Maya. The Panthers were led by D'Marcus Simonds who scored a career-high 26 points.

Georgia State improved to 2-2 to play in Wednesday's Mayan Division Championship Game at 3 p.m.

Simonds finished 11-of-15 from the floor, sparking the first half run after coming off the bench.

Isaiah Dennis added 10 points on 5-of-6 shooting, while also grabbing five rebounds. Senior Willie Clayton just missed a double-double with eight points and nine rebounds. Senior Jeremy Hollowell also came up just shy, scoring nine points and grabbing seven boards.

NJIT (2-3) was led by Damon Lynn who scored 15 points, while Osa Izevbuwa scored 13.

NJIT got off to a quick start, leading 16-6 less than eight minutes into the game. The Highlanders knocked down six 3-pointers in the first half, but Simonds' sparked Georgia State midway through the first half.

Trailing 19-10, Georgia State used a 6-0 run in the middle of a stretch of making six-straight shots, led by Simonds who finished the opening half with 12 points on 5-of-8 shooting.

Georgia State trailed 27-21 with 5:18 to play in the first half before using an 18-0 run to end the half and take a 39-27 lead into the locker room. The Panthers shot 60 percent from the floor in the opening half, while forcing the Highlanders into 12 turnovers.

The Panthers came out equally hot in the second half. Leading 44-34 just under five minutes into the half, Georgia State used an 8-0 run with a pair of Simonds' baskets to build a 52-34 lead with 11:05 remaining.

NJIT used a 6-0 run to cut Georgia State's lead to 54-43 with 8:01 to play, but the Panthers responded with a 6-0 as the Highlanders were never able to cut the lead to single digits.

After shooting 52.6 percent in the first half, Georgia State held NJIT to just 22.6 percent shooting in the second half and just 34.0 percent for the game.

NJIT 53 (2-3)

Player	FG	3P	FT	O	D	Reb	PF	TP	A	TO	Bk	Stl	Min
Lewis, Abdul, f.....	1-4	0-0	0-0	3	4	7	0	2	1	1	0	0	35
Coleman, Tim, g.....	2-10	2-6	1-3	1	7	8	2	7	2	3	2	1	29
Lynn, Damon, g.....	5-18	3-9	2-3	0	0	0	2	15	3	2	0	0	32
Izevbuwa, Osa, g.....	5-7	3-5	0-0	0	2	2	5	13	1	2	0	0	18
Ukawuba, Rob, g.....	2-4	1-2	2-4	0	1	1	4	7	1	4	0	1	34
Price, Taj.....	0-0	0-0	0-0	0	0	0	0	0	0	0	0	0	1
Jenkins, Chris.....	1-3	1-3	0-0	0	2	2	0	3	0	3	0	0	13
Gibbs, Shyquan.....	1-1	0-0	2-2	0	0	0	0	4	0	2	0	1	9
Tarke, Anthony.....	0-2	0-2	0-1	0	3	3	0	0	1	2	0	1	11
Walsh, Reilly.....	0-1	0-1	0-0	0	1	1	3	0	1	1	0	0	11
Alston, Ron.....	0-0	0-0	0-0	0	0	0	0	0	0	0	0	0	3
Bendary, Mohamed.....	0-0	0-0	2-2	1	0	1	1	2	0	0	0	0	4
Totals.....	17-50	10-28	9-15	7	22	29	17	53	10	21	2	7	200

FG%	1st:	10-19	52.6%	2nd:	7-31	22.6%	Game:	34.0%
3FG%	1st:	6-13	46.2%	2nd:	4-15	26.7%	Game:	35.7%
FT%	1st:	1-4	25.0%	2nd:	8-11	72.7%	Game:	60.0%

GEORGIA STATE 74 (2-2)

Player	FG	3P	FT	O	D	Reb	PF	TP	A	TO	Bk	Stl	Min
Hollowell, Jeremy, f.....	3-8	0-3	3-4	0	7	7	3	9	3	3	0	1	31
Clayton, Willie, f.....	4-4	0-0	0-4	3	6	9	1	8	0	3	2	0	24
Dennis, Isaiah, g.....	5-6	0-0	0-0	0	5	5	1	10	2	3	1	1	20
Seymour, Justin, g.....	1-2	0-1	0-1	0	2	2	2	2	0	2	0	0	12
Thomas, Jeff, g.....	1-6	0-2	0-0	0	2	2	1	2	1	0	0	0	16
Felton, Nile.....	0-0	0-0	0-0	0	1	1	0	0	0	1	0	0	0+
Benlevi, Malik.....	0-2	0-0	2-2	2	4	1	2	1	0	0	0	1	22
Donaldson, Austin.....	1-2	0-1	0-2	0	2	2	1	2	1	1	0	3	9
Williams, Isaiah.....	2-5	0-2	0-0	0	0	0	3	4	1	2	0	1	11
Clerkley, Chris.....	0-0	0-0	0-0	0	0	0	0	0	0	0	0	0	0+
Simonds, D'Marcus.....	11-15	1-2	3-3	0	1	1	4	26	1	0	0	1	29
Session, Jordan.....	3-4	0-0	0-0	1	0	1	2	6	0	1	0	0	16
Mitchell, Devin.....	1-2	1-2	0-0	0	1	1	2	3	0	0	0	0	10
Cagle, Carter.....	0-0	0-0	0-0	0	0	0	0	0	0	0	0	0	0+
Totals.....	32-56	2-13	8-16	7	32	39	21	74	10	16	3	8	200

FG%	1st:	18-30	60.0%	2nd:	14-26	53.8%	Game:	57.1%
3FG%	1st:	2-8	25.0%	2nd:	0-5	0.0%	Game:	15.4%
FT%	1st:	1-2	50.0%	2nd:	7-14	50.0%	Game:	50.0%

Score by Periods.....1st 2nd Total

NJIT.....27 26 53

Georgia State.....39 35 74

Officials: Kenny Clark, Darryl Smith, Donnie Olson

Attendance: 1,610

**Game 5: Nov. 23, 2016, 3 p.m. (YouTube Live)****GEORGIA STATE 82, EASTERN KENTUCKY 65****Hard Rock Riviera Maya • Cancun, Mexico (Cancun Challenge)**

Georgia State won the Mayan Division of the Cancun Challenge at the Hard Rock Riviera Maya Hotel with an impressive 82-65 win over Eastern Kentucky. Senior Justin Seymour, who was named to the all-tournament team, finished with 15 points, knocking down 5-of-6 from 3-point range.

A day after scoring 26 points, freshman D'Marcus Simonds earned all-tournament MVP honors adding eight points and three steals in just 23 minutes for Georgia State which improved to 3-2.

Junior Isaiah Williams led the Panthers on Wednesday with 18 points on 6-of-8 shooting, knocking down a pair from 3-point range as Georgia State went 9-of-18 from beyond the arc.

Despite 21 points from Nick Mayo and 10 points and eight rebounds from Zach Charles, Eastern Kentucky fell to 2-4.

After Georgia State took an early 6-4 lead, Eastern Kentucky responded with a 12-0 run to take a 16-6 with 14:39 to play. It marked the second-straight game the Panthers got down by 10 points early, before the defense stepped up.

Seymour helped spark a 14-0 Georgia State run as the Panthers took a 20-16 lead with just over 10 minutes to play. The Panthers pushed the run to 20-3 and led 26-19 with 7:32 and never looked back, leading for nearly 33 minutes of the game.

Seymour finished the first half with 12 points, going 4-of-4 from 3-point range as the Panthers led 41-33 at the half. Dating back to his days at Murray State, Seymour has knocked down 12-of-16 3-pointers against Eastern Kentucky in his last three match-ups with the Colonels.

Georgia State's bench outscored the Colonels 24-0 in the first 20 minutes, while holding Eastern Kentucky to just 3-of-16 from 3-point range.

GSU continued to apply pressure in the second half and pushed the lead to as many as 21 with just over a minute to play. The Panthers forced 18 turnovers which led to 18 points, swiping 13 steals and shooting 52.6 percent from the floor.

Senior Willie Clayton just missed another double-double with nine points and 15 rebounds, including seven on the offensive glass.

Sophomore Malik Benlevi chipped in 11 points, while senior Isaiah Dennis added eight.

Asante Gist added 16 points and five assists for Eastern Kentucky which was held to just 33.3 percent shooting and 6-of-31 from 3-point range.

EASTERN KENTUCKY 65**(2-4)**

Player	FG	3P	FT	O	D	Reb	PF	TP	A	TO	Bk	Stl	Min
Mayo, Nick, f.....	7-11	1-2	6-7	5	1	6	4	21	2	4	0	0	37
Charles, Zach, f.....	3-7	0-0	4-6	4	4	8	3	10	1	0	2	1	25
Gist, Asante, g.....	4-13	2-7	6-6	0	1	1	4	16	5	6	0	2	33
McGlone, Isaac, g.....	1-6	1-6	0-0	1	0	1	4	3	3	1	0	1	27
Babb-Harrison, Jaylen, g.....	4-15	1-9	0-0	0	6	6	1	9	0	2	0	2	35
Adams, Marlon.....	1-3	0-0	0-0	7	1	8	3	2	1	2	0	0	11
Dishman, DeAndre.....	0-1	0-0	1-2	0	2	2	0	1	0	0	0	0	5
Avare, Dillon.....	1-5	1-5	0-0	1	1	1	0	3	0	2	0	0	22
Parke, Daniel.....	0-0	0-0	0-0	0	0	0	0	0	0	0	0	0	1
Humphrey, Kirland.....	0-0	0-0	0-0	0	0	0	0	0	0	0	0	0	1
Anderson, Lachlan.....	0-0	0-0	0-0	1	0	1	0	0	0	0	0	0	1
Chitty, Parker.....	0-2	0-2	0-0	0	0	0	0	0	1	1	0	0	2
Totals.....	21-63	6-31	17-21	19	17	36	19	65	13	18	2	6	200

FG%	1st:	11-31	35.5%	2nd:	10-32	31.3%	Game:	33.3%
3FG%	1st:	3-16	18.8%	2nd:	3-15	20.0%	Game:	19.4%
FT%	1st:	8-9	88.9%	2nd:	9-12	75.0%	Game:	81.0%

GEORGIA STATE 82**(3-2)**

Player	FG	3P	FT	O	D	Reb	PF	TP	A	TO	Bk	Stl	Min
Hollowell, Jeremy, f.....	3-7	0-2	0-1	0	4	4	2	6	1	3	0	2	26
Clayton, Willie, f.....	4-5	0-0	1-3	7	8	15	3	9	0	4	0	1	27
Dennis, Isaiah, g.....	3-6	0-0	2-3	2	0	2	1	8	1	1	0	1	13
Simonds, D'Marcus, g.....	3-9	0-1	2-2	1	2	3	0	8	0	1	0	3	23
Thomas, Jeff, g.....	3-7	1-4	0-0	0	1	1	1	7	2	1	0	2	13
Felton, Nile.....	0-0	0-0	0-0	0	0	0	0	0	0	0	0	0	1
Benlevi, Malik.....	3-5	1-2	4-6	0	1	1	4	11	4	0	1	2	21
Donaldson, Austin.....	0-1	0-0	0-0	0	0	0	0	0	0	0	0	0	2
Williams, Isaiah.....	6-8	2-2	4-4	0	3	3	2	18	1	1	1	2	26
Clerkley, Chris.....	0-0	0-0	0-0	0	0	0	0	0	0	0	0	0	1
Seymour, Justin.....	5-6	5-6	0-0	0	3	3	3	15	3	2	0	0	32
Session, Jordan.....	0-2	0-0	0-0	2	0	2	3	0	0	0	0	0	12
Mitchell, Devin.....	0-1	0-1	0-0	0	0	0	0	0	0	1	0	0	2
Cagle, Carter.....	0-0	0-0	0-0	0	0	0	0	0	0	0	0	0	0
Totals.....	30-57	9-18	13-19	12	23	35	19	82	12	15	2	13	200

FG%	1st:	16-33	48.5%	2nd:	14-24	58.3%	Game:	52.6%
3FG%	1st:	5-11	45.5%	2nd:	4-7	57.1%	Game:	50.0%
FT%	1st:	4-6	66.7%	2nd:	9-13	69.2%	Game:	68.4%

Score by Periods.....	1st	2nd	Total
Eastern Kentucky.....	33	32	65
Georgia State.....	41	41	82

Officials: Darryl Smith, Jeff Spedoske, Kenny Clark

Attendance: 1,610

Game 6: Nov. 30, 2016, 7 p.m. (ESPN3)**GEORGIA STATE 81, WRIGHT STATE 74****GSU Sports Arena • Atlanta, Ga.**

On a night when both head coaches went barefoot to raise awareness for Samaritan's Feet, Georgia State earned an 81-74 win over Wright State in the GSU Sports Arena. Senior Jeremy Hollowell knocked down a career-high six 3-pointers and finished with 22 points to lead the Panthers.

Georgia State head coach Ron Hunter, who was coaching barefoot for the 10th time, improved to 10-0 when coaching without shoes to raise awareness for the nearly 300 million children around the world who wake up each morning without shoes.

Hollowell, who scored 20 or more for the third time this season, finished 8-of-14 from the floor and 6-of-11 from 3-point range.

Junior Isaiah Williams added 19 points on 6-of-8 shooting and 3-of-4 from 3-point range in just 23 minutes. He and Hollowell combined for nine of Georgia State's 11 3-pointers.

Georgia State (4-2) improved to 39-4 in the GSU Sports Arena since the start of the 2013-14 season. Wright State (6-2) dropped just its second game of the season as Raider head coach Scott Nagy also coached barefoot.

Despite trailing by as many as 24 in the second half, Wright State cut the lead to as few as five with just over a minute to play as Grant Benzinger got hot for the Raiders, finishing with 32 points, going 9-of-18 from the floor and 6-of-12 from 3-point range.

The win marked the 107th for Hunter at Georgia State, tying him with former head coach Bob Reinhart for the most in school history.

Wright State opened the game red-hot from the floor, hitting 5-of-6 early. The Raiders took a 21-15 lead with 11:21 to play in the opening half, before both teams went through a cold stretch.

Georgia State missed 8-of-9, while Wright State missed 11-of-13, as neither team could pull away.

However, the Panthers used a 7-0 run, capped by a jumper from Jordan Session to take a 22-21 lead with 7:15 to play.

Wright State retook the lead 31-30, before Georgia State used an 8-0 run in the final minutes and then went into the locker room with 41-33 lead following a Hollowell 3-pointer at the buzzer.

Georgia State came out hot in the second half, using an 11-0 run to take a 59-35 lead with 13:01 to play, while the Raiders started the half missing 9-of-10 from the floor. The 24-point margin was the Panthers biggest of the night.

Wright State responded with an 8-0 run to cut the lead to 59-43 with 9:31 to play before a D'Marcus Simonds put-back stopped the streak. Simonds finished with five points and six rebounds.

WRIGHT STATE 74**(6-2)**

Player	FG	3P	FT	O	D	Reb	PF	TP	A	TO	Bk	Stl	Min
Davis, Steven, f.....	4-8	1-2	3-4	3	1	4	3	12	0	3	0	0	31
Mitchell, Justin, g.....	1-2	0-0	2-2	2	6	8	4	4	2	5	1	0	29
LaTulip, Mike, g.....	2-6	2-5	0-0	0	1	1	4	6	4	0	0	1	29
Benzinger, Grant, g.....	9-18	6-12	8-9	3	5	8	3	32	2	3	0	0	29
Alstork, Mark, g.....	6-14	2-6	5-5	0	8	8	5	19	2	5	0	1	34
Hughes, Mark.....	0-3	0-2	0-0	3	2	5	2	0	2	1	0	1	17
Ernsthausen, Parker.....	0-0	0-0	1-2	0	1	1	1	1	1	1	0	0	23
Custer, Ryan.....	0-2	0-2	0-0	0	0	0	1	0	1	0	1	0	8
Totals.....	22-53	11-29	19-22	11	25	36	23	74	14	19	2	3	200

FG%	1st:	10-27	37.0%	2nd:	12-26	46.2%	Game:	41.5%
3FG%	1st:	4-13	30.8%	2nd:	7-16	43.8%	Game:	37.9%
FT%	1st:	9-12	75.0%	2nd:	10-10	100.0%	Game:	86.4%

GEORGIA STATE 81**(4-2)**

Player	FG	3P	FT	O	D	Reb	PF	TP	A	TO	Bk	Stl	Min
Hollowell, Jeremy, f.....	8-14	6-11	0-0	0	4	4	5	22	1	5	1	0	32
Clayton, Willie, f.....	1-1	0-0	3-6	0	2	2	4	5	0	2	0	0	16
Benlevi, Malik, g.....	3-4	1-1	1-2	1	1	2	2	8	0	2	0	1	26
Williams, Isaiah, g.....	6-8	3-4	4-4	0	1	1	1	19	2	0	0	0	23
Simonds, D'Marcus, g.....	2-7	0-1	1-2	3	3	6	3	5	1	2	0	1	17
Dennis, Isaiah.....	1-2	0-0	0-0	0	1	1	1	2	2	0	0	2	11
Donaldson, Austin.....	0-2	0-0	0-0	1	0	1	0	0	3	0	0	0	13
Clerkley, Chris.....	0-0	0-0	0-0	0	0	0	0	0	0	0	0	0	1
Seymour, Justin.....	2-5	1-3	2-4	0	1	1	1	7	0	1	0	0	13
Session, Jordan.....	2-6	0-1	0-4	0	5	5	4	4	0	0	2	1	17
Mitchell, Devin.....	0-3	0-2	3-4	0	0	0	3	3	1	0	1	0	11
Thomas, Jeff.....	1-3	0-2	4-4	1	2	3	2	6	1	0	0	0	20
Totals.....	26-55	11-25	18-30	6	21	27	26	81	11	12	4	5	200

FG%	1st:	15-31	48.4%	2nd:	11-24	45.8%	Game:	47.3%
3FG%	1st:	7-15	46.7%	2nd:	4-10	40.0%	Game:	44.0%
FT%	1st:	4-8	50.0%	2nd:	14-22	63.6%	Game:	60.0%

Score by Periods.....	1st	2nd	Total
Wright State.....	33	41	74
Georgia State.....	41	40	81

Officials: Andrew Walton, Dan Stryfeler, Bryon Evans

Attendance: 1,256

**Game 7: Dec. 4, 2016, 7 p.m. (SECN+)****MISSISSIPPI STATE 82, GEORGIA STATE 60****Humphrey Coliseum • Starkville, Miss.**

Georgia State could not overcome 18 turnovers and 13 Mississippi State 3-pointers as the Panthers fell to the Bulldogs 82-60 at Humphrey Coliseum. Junior Isaiah Williams led the Panthers with 16 points and five rebounds.

Georgia State (4-3) led or shared the lead for more than half of the opening 20 minutes, but shot just 33.3 percent in the second half, going 2-of-10 from 3-point range, while turning the ball over 10 times.

Mississippi State (6-2) was led by Lamar Peters who scored 24 points, going 9-of-12 from the floor and 6-of-9 from 3-point range. He was one of four Bulldogs to score in double figures as Mario Kegler added 16 points.

Mississippi State took an early 8-3 lead before the Panthers responded with a 6-0 run to take a 9-8 lead. Georgia State pushed the lead to 16-10 six minutes into the game before the Bulldogs responded with a 6-0 run of their own to tie the game 16-16.

Williams knocked down his first three 3-point attempts. He has scored 53 points in the last three games.

Peters led Mississippi State in the first half, at one point scoring 14-straight points for the Bulldogs.

The Bulldogs went into the locker room leading 44-36 after hitting their final three shots of the half, while Georgia State went cold, missing seven of its final nine.

Mississippi State used a couple of runs early in the second half to take control of the game. Leading 49-40, the Bulldogs used a 6-0 run while holding Georgia State scoreless for more than four minutes to build a 55-40 lead.

After a 3-point play by Simonds, the Bulldogs used another 7-0 run to push the lead to 62-43 with 11:50 to play.

Georgia State attempted to make one last run trailing by 23, but a 7-0 stretch was all the Panthers could manage to cut the lead to 71-55 with 6:40 remaining.

Senior Justin Seymour finished with 10 points for the Panthers, while senior Jeremy Hollowell led Georgia State with seven rebounds. Senior Isaiah Dennis added eight points for the Panthers.

Quinnndary Weatherspoon added 14 points for the Bulldogs, while IJ Ready added 11 and five assists.

GEORGIA STATE 60**(4-3)**

Player	FG	3P	FT	O	D	Reb	PF	TP	A	TO	Blk	Stl	Min
Hollowell, Jeremy, f.....	2-5	0-1	0-0	1	6	7	3	4	1	4	3	0	26
Clayton, Willie, f.....	3-5	0-0	0-0	2	1	3	2	6	2	3	1	0	22
Benlevi, Malik, g.....	0-2	0-0	0-0	1	3	4	2	0	1	1	0	0	14
Williams, Isaiah, g.....	6-12	4-8	0-1	2	3	5	1	16	1	2	0	0	27
Simonds, D'Marcus, g.....	2-5	0-3	3-3	1	4	5	0	7	0	3	0	1	23
Dennis, Isaiah.....	4-6	0-0	0-0	0	1	1	0	8	0	0	0	0	18
Donaldson, Austin.....	0-3	0-0	0-0	0	0	0	0	0	4	1	0	0	13
Clerkley, Chris.....	0-1	0-0	0-0	1	0	1	0	0	0	0	0	0	2
Seymour, Justin.....	4-8	2-2	0-0	0	1	1	1	10	0	2	0	1	20
Session, Jordan.....	3-9	0-1	0-0	4	1	5	1	6	1	0	0	1	16
Mitchell, Devin.....	1-5	0-3	1-2	0	0	0	2	3	0	0	0	0	10
Thomas, Jeff.....	0-1	0-1	0-0	0	2	2	3	0	0	2	0	0	9
Totals.....	25-62	6-19	4-6	12	25	37	15	60	10	18	5	3	200
FG% 1st.....	15-32	46.9%	2nd.....	10-30	33.3%	Game:	40.3%						
3FG% 1st.....	4-9	44.4%	2nd.....	2-10	20.0%	Game:	31.6%						
FT% 1st.....	2-3	66.7%	2nd.....	2-3	66.7%	Game:	66.7%						

MISSISSIPPI STATE 82**(6-2)**

Player	FG	3P	FT	O	D	Reb	PF	TP	A	TO	Blk	Stl	Min
Holman, Aric, f.....	3-7	0-1	1-2	1	3	4	3	7	0	1	1	0	15
Kegler, Mario, g.....	6-13	4-8	0-0	1	3	4	1	16	3	2	0	2	30
Weatherspoon, Q., g.....	5-12	2-8	2-2	1	2	3	4	14	3	3	0	4	27
Ready, IJ, g.....	5-8	1-3	0-0	0	3	3	3	11	5	0	0	1	30
Carter, Tyson, g.....	0-3	0-2	2-2	0	3	3	1	2	2	0	0	2	24
Peters, Lamar.....	9-12	6-9	0-0	1	5	6	2	24	4	1	0	0	26
Wright, Eli.....	0-4	0-2	0-0	1	1	2	0	0	0	1	0	0	16
Strugg, Joe.....	0-1	0-1	0-0	0	1	1	0	0	0	0	0	0	1
Davis, Drew.....	0-0	0-0	0-0	0	0	0	0	0	0	0	0	0	2
Singleton, Nick.....	0-1	0-0	0-0	0	0	0	1	0	0	0	0	0	2
Washington, Miles.....	0-0	0-0	0-0	0	0	0	0	0	0	0	0	0	2
Herard, Schnider.....	3-4	0-0	2-3	3	4	7	0	8	0	2	2	0	18
Datcher, E.J.....	0-1	0-0	0-0	0	0	0	0	0	0	0	1	0	7
Totals.....	31-66	13-34	7-9	10	27	37	15	82	17	11	4	9	200
FG% 1st.....	16-36	44.4%	2nd.....	15-30	50.0%	Game:	47.0%						
3FG% 1st.....	7-17	41.2%	2nd.....	6-17	35.3%	Game:	38.2%						
FT% 1st.....	5-5	100.0%	2nd.....	2-4	50.0%	Game:	77.8%						

Score by Periods.....1st 2nd Total
 Georgia State.....36 24 60
 Mississippi State.....44 38 82
 Officials: Tony Greene, Orlando Poole, Ken Washington

Attendance: 6,805

Game 8: Dec. 10, 2016, 7 p.m. (ESPN3)**GEORGIA STATE 83, GA. SOUTHWESTERN 52****GSU Sports Arena • Atlanta, Ga.**

On a day when head coach Ron Hunter became Georgia State's all-time wins leader, senior Willie Clayton finished with a double-double to lead the Panthers to an 83-52 win over Georgia Southwestern in the GSU Sports Arena.

Hunter picked up his 108th win at the helm of the Panthers, moving ahead of Bob Reinhart who led Georgia State for nine years. Hunter, who is also the all-time wins leader at IUPUI, becomes one of just seven coaches in the country to be the all-time wins leader at multiple Division I schools.

Clayton finished with 11 points on 5-of-9 field goals and 15 rebounds, one shy of a career-high, to pick up his second double-double of the season.

Georgia State (5-3) improved to 40-4 at home since the start of the 2013-14 season. It also marked the team's fifth-straight home win dating back to last season.

Devin Mitchell came off the bench to score a career-high 13 points going 4-of-6 from 3-point range, while Malik Benlevi added 12 points and five rebounds.

Georgia Southwestern (1-4) was led by Brandon Price and Tyrone Wooten who each scored 14 points.

Capped by a pair of 3-pointers from junior Isaiah Williams and senior Justin Seymour, the Panthers quickly took an 8-0 lead with 18:10 to play in the first half.

After Georgia Southwestern cut the deficit to 10-7, the Panthers responded with a 9-0 run to take a 19-7 lead with 10:59 to play and never look back.

Georgia State went into the locker room leading 39-22, outrebounding the Canes 22-11 in the first 20 minutes.

Clayton finished the first half with six points and eight rebounds, while Seymour led the Panthers with eight. Jeremy Hollowell and Benlevi each scored seven in the first 20 minutes.

After the Canes opened the second half with a 3-pointer, Georgia State responded with a 10-0 run to take a 49-25 lead with 17:45 remaining.

GSU led by as many as 36 with 5:33 to play in the game. GSU outscored Georgia Southwestern 18-0 on second chance points, as the Panthers outrebounded the Canes 43-22, including a 14-4 advantage on the offensive glass.

Hollowell finished with nine points and seven rebounds, playing in his 100th career game. Austin Donaldson filled up the stat sheet with seven points, four steals and three assists.

GEORGIA SOUTHWESTERN 52**(1-4)**

Player	FG	3P	FT	O	D	Reb	PF	TP	A	TO	Blk	Stl	Min
Watson, Devin, f.....	3-9	2-4	0-0	0	3	3	3	8	0	2	1	3	30
Dozier, Cameron, g.....	3-8	1-5	1-4	0	3	3	3	8	2	3	0	0	33
Price, Brandon, g.....	5-12	2-7	2-2	1	1	2	2	14	6	4	0	2	38
Wooten, Tyrone, g.....	5-11	1-4	3-3	0	4	4	4	14	2	4	2	0	33
Banks, Jordan, g.....	1-1	0-0	1-2	0	2	2	3	3	1	2	1	0	25
Waters, Jaylen.....	1-3	0-1	0-0	0	0	0	0	2	1	0	0	0	9
Mainor, Cale.....	0-0	0-0	0-0	0	0	0	0	0	0	0	0	1	5
Yawn, Colt.....	1-3	0-0	0-0	0	1	1	0	3	1	0	0	0	9
Wise, Tevin.....	0-4	0-0	0-0	0	2	2	2	0	0	0	0	0	12
Love, Richard.....	0-0	0-0	0-0	0	0	0	1	0	0	2	0	1	6
Totals.....	19-51	7-28	7-11	4	18	22	18	52	13	18	4	7	200
FG% 1st.....	8-24	33.3%	2nd.....	11-27	40.7%	Game:	37.3%						
3FG% 1st.....	2-12	16.7%	2nd.....	5-16	31.3%	Game:	25.0%						
FT% 1st.....	4-5	80.0%	2nd.....	3-6	50.0%	Game:	63.6%						

GEORGIA STATE 83**(5-3)**

Player	FG	3P	FT	O	D	Reb	PF	TP	A	TO	Blk	Stl	Min
Hollowell, Jeremy, f.....	3-9	0-2	3-4	1	6	7	0	9	0	2	0	2	23
Clayton, Willie, f.....	5-9	0-0	1-2	7	8	15	0	11	2	0	1	0	23
Benlevi, Malik, g.....	4-5	0-1	4-4	1	4	5	2	12	1	2	0	1	19
Williams, Isaiah, g.....	2-6	2-4	0-0	0	3	3	2	6	2	0	0	0	19
Seymour, Justin, g.....	3-7	2-5	0-0	1	2	3	1	8	1	1	0	0	20
Felton, Nile.....	0-1	0-1	0-0	0	0	0	0	0	0	0	0	0	1
Dennis, Isaiah.....	0-1	0-0	0-0	0	0	0	0	0	1	1	1	2	11
Donaldson, Austin.....	3-4	1-1	0-0	1	0	1	3	7	3	0	0	4	16
Clerkley, Chris.....	1-2	0-0	3-6	1	2	3	2	5	0	1	2	0	12
Simonds, D'Marcus.....	2-3	0-0	0-0	0	0	0	1	4	4	1	0	0	17
Mitchell, Devin.....	4-6	4-6	1-2	0	0	0	1	13	1	3	0	1	16
Thomas, Jeff.....	1-3	1-2	2-2	0	2	2	0	5	0	1	0	0	18
Cagle, Carter.....	1-2	1-2	0-0	0	0	0	0	3	0	1	0	0	5
Totals.....	29-58	11-24	14-20	14	29	43	12	83	15	14	4	10	200
FG% 1st.....	13-31	41.9%	2nd.....	16-27	59.3%	Game:	50.0%						
3FG% 1st.....	5-13	38.5%	2nd.....	6-11	54.5%	Game:	45.8%						
FT% 1st.....	8-11	72.7%	2nd.....	6-9	66.7%	Game:	70.0%						

Score by Periods.....1st 2nd Total
 Georgia Southwestern.....22 30 52
 Georgia State.....39 44 83
 Officials: Barron Searles, Alex Langley, Michael Reese

Attendance: 907



Game 9: Dec. 14, 2016, 7 p.m. (ESPN3)

GEORGIA STATE 94, ALABAMA A&M 79

GSU Sports Arena • Atlanta, Ga.

With five players in double-figures, Georgia State cruised to a 94-79 win over Alabama A&M at the GSU Sports Arena. On the day he graduated, senior Willie Clayton just missed a double-double with 12 points and nine rebounds.

Senior Jeremy Hollowell led the Panthers with 20 points and seven rebounds, while D'Marcus Simonds (18), Malik Benlevi (17) and Devin Mitchell (10) also scored in double figures.

Benlevi set a career-high in points for the second-straight game, going 6-of-7 from the floor. Simonds just missed a double-double adding eight rebounds and five assists.

Georgia State (6-3) won for the sixth-straight time at home dating back to last year and improved to 41-4 in the GSU Sports Arena since the start of the 2013-14 season.

Alabama A&M dropped to 0-9 to start the season despite a double-double of 30 points and 10 rebounds from Quinterian McConico, while Rakiya Battle finished with a school-record 15 assists.

Georgia State opened the game on an 11-0 run before the Bulldogs knocked down their first bucket with 16:04 to play in the half.

The Panthers pushed the lead to 20-7 before Alabama A&M responded with a 7-0 run to cut the deficit to 20-14 with 9:22 to play.

Late in the first half, Georgia State made seven-straight baskets as Panthers built an eight point lead and then went into the locker room leading 43-34.

Benlevi led the Panthers with 13 points in the opening half, while Hollowell added 10.

Using some full court press, Georgia State made the nine point lead to an 18 point advantage in just the first 4:34 of the second half, outscoring the Bulldogs 15-6 during that stretch.

The Panthers led by as many as 22 with 14:39 to go before the Bulldogs started to chip away at the lead. Using a 7-0 run, Alabama A&M cut the deficit to just 10, 89-79, with 1:24 to play, but was never able to get it to single digits.

Georgia State shots 65.4 percent in the second half and finished the game making 54.7 percent from the floor. The Panthers knocked down 8-of-19 from 3-point range and forced 13 turnovers which led to 20 points.

Junior Isaiah Williams finished with six points and a team-high six assists, while Jordan Session added seven points in just 12 minutes off the bench.

Christopher Thomas just missed a double-double for Alabama A&M, finishing with 17 points and nine rebounds.

ALABAMA A&M 79 (0-9)

Player	FG	3P	FT	O	D	Reb	PF	TP	A	TO	Blk	Stl	Min
Jones Jr., Eugene, f.....	1-3	0-2	0-0	0	0	0	2	2	2	1	0	0	9
Burnett, Tracey, f.....	1-2	0-0	0-0	0	1	1	0	2	0	4	0	0	7
McConico, Quinterian, c.....	11-15	0-0	8-8	1	9	10	4	30	2	1	1	0	35
Thomas, Christopher, g.....	7-13	0-0	3-4	4	5	9	3	17	1	3	1	1	29
Battle, Rakiya, g.....	2-7	0-4	0-0	0	3	3	3	4	15	1	0	4	38
Petty, De'Ederick.....	4-10	3-8	2-2	1	0	1	2	13	2	2	0	1	33
Johnson, Ariston.....	0-0	0-0	0-0	0	0	0	0	0	0	0	0	0	2
Cotton, Matthew.....	3-8	3-7	1-2	1	0	1	2	10	0	0	0	0	33
Wiltshire, L'Quan.....	0-0	0-0	1-2	0	0	0	2	1	1	0	0	0	7
Wiley, Evan.....	0-1	0-1	0-0	0	0	0	1	0	0	1	0	0	7
Totals.....	29-59	6-22	15-18	8	19	27	19	79	23	13	2	6	200

FG%	1st:	15-32	46.9%	2nd:	14-27	51.9%	Game:	49.2%
3FG%	1st:	2-12	16.7%	2nd:	4-10	40.0%	Game:	27.2%
FT%	1st:	2-2	100.0%	2nd:	13-16	81.3%	Game:	83.3%

GEORGIA STATE 94 (6-3)

Player	FG	3P	FT	O	D	Reb	PF	TP	A	TO	Blk	Stl	Min
Hollowell, Jeremy, f.....	7-12	4-5	2-2	2	5	7	0	20	2	1	1	0	27
Clayton, Willie, f.....	5-8	0-0	2-5	6	3	9	4	12	0	3	0	1	27
Benlevi, Malik, g.....	6-7	1-1	4-6	1	3	4	2	17	1	1	0	1	27
Williams, Isaiah, g.....	2-7	0-1	2-2	0	1	1	2	6	6	1	0	2	33
Mitchell, Devin, g.....	4-10	2-6	0-0	0	1	1	0	10	3	0	0	2	26
Dennis, Isaiah.....	0-0	0-0	0-0	0	1	1	1	0	0	2	0	0	2
Donaldson, Austin.....	1-1	0-0	0-0	0	0	0	1	2	3	1	0	2	8
Simonds, D'Marcus.....	6-8	0-1	6-10	3	5	8	0	18	5	0	1	0	24
Seymour, Justin.....	1-3	0-1	0-0	0	1	1	2	2	1	1	0	1	9
Session, Jordan.....	3-6	1-2	0-0	1	0	1	3	7	0	0	1	0	12
Thomas, Jeff.....	0-2	0-2	0-0	0	1	1	0	0	0	0	0	0	5
Totals.....	35-64	8-19	16-25	14	22	36	15	94	21	10	3	9	200

FG%	1st:	18-38	47.4%	2nd:	17-26	65.4%	Game:	54.7%
3FG%	1st:	4-10	40.0%	2nd:	4-9	44.4%	Game:	42.1%
FT%	1st:	3-6	50.0%	2nd:	13-19	68.4%	Game:	64.0%

Score by Periods.....	1st	2nd	Total
Alabama A&M.....	34	45	79
Georgia State.....	43	51	94

Officials: Tony Greene, Christopher Merlo, Ernest Hamilton III Attendance: 1,183

Game 10: Dec. 18, 2016, 2 p.m.

OLD DOMINION 58, GEORGIA STATE 46

Ted Constant Center • Norfolk, Va.

Georgia State could not overcome a tough first half as the Panthers fell to Old Dominion 58-46 at the Ted Constant Center. Devin Mitchell led the Panthers with 11 points.

Georgia State (6-4) shot just 29 percent from the floor in the opening half, turning the ball over 12 times which led to 13 Monarch points. The Panthers outscored Old Dominion (6-4) by five in the second half, but could not overcome a 17-point halftime deficit.

Senior Willie Clayton added eight points and seven rebounds for the Panthers, while senior Jeremy Hollowell also scored eight.

The Monarchs were led by Ahmad Caver who scored 16 points, knocking down four 3-pointers and grabbing six rebounds.

Georgia State, which was playing its 12th game against a Conference USA opponent in the last three-plus seasons, and fell to 7-5 in those match-ups.

As both teams started the game with cold shooting, Old Dominion took an early 10-3 lead with 15:01 to play before back-to-back 3-pointers by Georgia State cut the deficit to one.

The Monarchs immediately responded with an 8-0 run to take an 18-9 lead with 7:59 remaining in the open half. Old Dominion went into the locker room with a 36-19 lead as the Panthers made just one two-point field goal in the first 20 minutes.

Georgia State shot just 29 percent from the floor in the first half, but hit 5-of-9 from 3-point range.

Coming out of the locker room, the Panthers held Old Dominion scoreless for the five 5:55 of the second half, but were only able to score five points.

A 3-pointer by Mitchell cut Old Dominion's lead to 46-36 with 9:53 to play, but the Panthers were never able to cut the deficit to single digits in the second half.

Freshman D'Marcus Simonds added six points, five rebounds and four assists for the Panthers.

Denzell Taylor added six points and eight rebounds for Old Dominion, while Randy Haynes added 10 points.

Neither team finished the game shooting 40 percent, as ODU shot 38.5 percent to Georgia State's 37.3 percent. The Panthers were outrebounded 36-28.

GEORGIA STATE 46 (6-4)

Player	FG	3P	FT	O	D	Reb	PF	TP	A	TO	Blk	Stl	Min
Hollowell, Jeremy, f.....	3-7	2-2	0-0	0	2	2	2	8	0	1	0	0	36
Clayton, Willie, f.....	4-6	0-0	0-1	3	4	7	3	8	1	3	0	0	27
Benlevi, Malik, g.....	0-3	0-2	2-2	0	2	2	1	2	1	0	1	2	20
Williams, Isaiah, g.....	1-5	1-2	3-4	0	0	0	1	6	2	1	0	0	22
Mitchell, Devin, g.....	4-10	2-5	1-1	1	1	2	1	11	1	3	0	2	24
Dennis, Isaiah.....	0-0	0-0	0-0	0	0	0	0	0	0	1	0	0	2
Donaldson, Austin.....	1-5	0-1	0-0	2	1	3	2	2	2	3	0	1	21
Clerkley, Chris.....	0-0	0-0	0-0	0	0	0	0	0	0	0	0	0	0+
Simonds, D'Marcus.....	2-3	0-0	2-2	0	5	5	3	6	4	4	0	0	20
Seymour, Justin.....	0-0	0-0	0-0	0	1	1	0	0	0	0	0	0	5
Session, Jordan.....	0-1	0-0	0-2	0	1	1	2	0	0	1	1	0	11
Thomas, Jeff.....	1-3	1-2	0-0	0	1	1	0	3	1	1	0	0	12
Totals.....	16-43	6-14	8-12	9	19	28	15	46	12	18	2	5	200

FG%	1st:	6-21	28.6%	2nd:	10-22	45.5%	Game:	37.2%
3FG%	1st:	5-9	55.6%	2nd:	1-5	20.0%	Game:	42.9%
FT%	1st:	2-5	40.0%	2nd:	6-7	85.7%	Game:	66.7%

OLD DOMINION 58 (6-4)

Player	FG	3P	FT	O	D	Reb	PF	TP	A	TO	Blk	Stl	Min
Taylor, Denzell, f.....	1-1	0-0	4-4	6	2	8	4	6	2	2	0	4	33
Stith, Brandon, f.....	2-4	0-0	0-0	1	7	8	1	4	2	1	6	1	28
Baker, Jordan, g.....	2-9	2-9	2-2	2	2	4	1	8	3	3	0	4	36
Stith, B.J., g.....	1-6	0-2	2-4	0	2	2	0	4	1	0	0	1	21
Caver, Ahmad.....	6-14	4-11	0-1	3	3	6	2	16	3	1	0	1	36
Fields, Travis.....	2-2	1-1	0-0	0	0	0	0	5	0	0	0	0	4
Haynes, Randy.....	4-12	2-6	0-0	1	1	2	1	10	3	3	0	1	24
Carver, Aaron.....	0-0	0-0	0-0	0	1	1	0	0	0	0	1	0	7
Porter, Trey.....	2-4	0-0	1-2	1	2	3	3	5	1	1	3	0	11
Totals.....	20-52	9-29	9-13	15	21	36	12	58	15	13	10	12	200

FG%	1st:	12-25	48.0%	2nd:	8-27	29.6%	Game:	38.5%
3FG%	1st:	5-12	41.7%	2nd:	4-17	23.5%	Game:	31.0%
FT%	1st:	7-10	70.0%	2nd:	2-3	66.7%	Game:	69.2%

Score by Periods.....	1st	2nd	Total
Georgia State.....	19	27	46
Old Dominion.....	36	22	58

Officials: Mike Stuart, Doug Simmons, Justin Porterfield Attendance: 4,052



Game 11: Dec. 21, 2016, 7:30 p.m.

GEORGIA STATE 64, MIDDLE TENNESSEE 56

Charles M. Murphy Center • Murfreesboro, Tenn.

Georgia State used a red-hot start and knocked down 10 3-pointers to top Middle Tennessee 64-56 on Wednesday night at the Charles M. Murphy Center.

It marked the second NCAA RPI Top 10 team the Panthers have knocked off in the last three seasons as the Blue Raiders entered the night No. 6 in the country and receiving votes in the ESPN/USA Today Coaches Poll.

Georgia State improved to 7-4 as senior Jeremy Hollowell led the Panthers with 20 points, while sophomore Jeff Thomas went a perfect 5-of-5 from 3-point range to score 15 points. Sophomore Malik Benlevi just missed his first career double-double with eight points and 10 rebounds.

Middle Tennessee dropped to 10-3 despite 19 points and six rebounds from Giddy Potts. The Panthers held the Blue Raiders to just 35.3 percent shooting and 7-of-26 from 3-point range.

Combining full court pressure and a hot hand from Hollowell, the Panthers rushed out to a 9-0 lead following a free throw by Benlevi.

The Panthers pushed the lead to 17-7 as Hollowell knocked down his first three 3-point attempts before Middle Tennessee used a 9-0 run to cut the deficit to 17-16 with 11:05 to play in the first half.

As Georgia State went cold from the field missing 8-of-9 shots, Middle Tennessee took its first lead of the game 22-19 with 7:29 to play.

After Thomas hit back-to-back 3-pointers to give GSU the lead with 5:31 remaining, the Blue Raiders tied the game with 3:22 to play. However, Middle Tennessee was held scoreless the rest of the half as the Panthers went on an 8-0 run, capped by another Thomas 3-pointer at the buzzer.

The Panthers went into the locker room with a 33-25 lead going 7-of-12 from 3-point range. Hollowell led all scorers with 12 points, while Benlevi added seven points and four rebounds.

Middle Tennessee cut GSU's lead to six points four times in the second half, but the Panthers responded each time. After cutting it to six with 8:20 to play, Thomas hit another 3-pointer to give GSU a nine-point lead 48-39 with 8:01 to play.

Georgia State finally started to pull away as a hook shot in the lane by senior Willie Clayton gave the Panthers a 56-43 lead with 4:04 remaining. The Panthers pushed the lead to as many as 14 on Thomas' fifth 3-pointer with 3:22 to play.

Senior Isaiah Dennis earned the start and filled up the stat line with four points, three assists, two rebounds and two steals. Clayton added four points and nine rebounds in just 15 minutes off the bench.

The Panthers held Reggie Upshaw to just five points, while JaCorey Williams and Edward Simpson each added nine points.

GEORGIA STATE 64 (7-4)

Player	FG	3P	FT	O	D	Reb	PF	TP	A	TO	Blk	Stl	Min
Hollowell, Jeremy, f.....	6-17	4-10	4-5	0	4	4	5	20	0	8	0	2	32
Session, Jordan, f.....	1-2	0-0	0-0	0	1	1	0	2	0	0	1	0	22
Benlevi, Malik, g.....	2-4	0-1	4-7	4	6	10	0	8	0	0	1	2	27
Dennis, Isaiah, g.....	2-2	0-0	0-0	0	2	2	4	4	3	1	0	2	17
Seymour, Justin, g.....	0-2	0-2	1-2	0	1	1	2	1	3	3	0	0	13
Donaldson, Austin.....	2-4	0-1	0-0	0	0	0	3	4	1	0	0	1	19
Williams, Isaiah.....	0-2	0-0	0-0	0	0	0	0	0	2	0	0	0	5
Simonds, D'Marcus.....	1-3	0-0	1-2	1	0	1	3	3	2	2	2	2	21
Clayton, Willie.....	2-4	0-0	0-1	1	8	9	2	4	1	1	0	0	15
Mitchell, Devin.....	1-1	1-1	0-0	1	0	1	0	3	0	0	0	1	8
Thomas, Jeff.....	5-5	5-5	0-0	0	1	1	0	15	1	2	1	1	21
Totals.....	22-46	10-20	10-17	8	26	34	19	64	13	17	5	11	200

FG%	1st:	11-27	40.7%	2nd:	11-19	57.9%	Game:	47.8%
3FG%	1st:	7-12	58.3%	2nd:	3-8	37.5%	Game:	50.0%
FT%	1st:	4-5	80.0%	2nd:	6-12	50.0%	Game:	58.8%

MIDDLE TENNESSEE 56 (10-3)

Player	FG	3P	FT	O	D	Reb	PF	TP	A	TO	Blk	Stl	Min
Williams, JaCorey, f.....	3-10	0-3	3-4	0	5	5	2	9	4	1	0	0	33
Upshaw, Reggie, f.....	1-3	1-1	2-2	1	3	4	2	5	0	3	0	0	30
Dixon, Tyrrik, g.....	0-2	0-1	0-0	0	2	2	1	0	3	2	0	1	21
Simpson, Edward, g.....	2-7	2-6	3-4	2	1	3	4	9	0	0	0	2	26
Potts, Giddy, g.....	8-20	2-11	1-3	0	6	6	4	19	0	4	1	6	34
Walters, Brandon.....	0-1	0-0	0-0	1	0	1	0	0	1	1	0	0	5
Johnson, Antwain.....	2-5	1-3	4-4	0	1	1	2	9	0	0	0	1	21
Habersham, Xavier.....	0-0	0-0	0-0	0	0	0	1	0	0	0	0	0	4
Copeland, Quavius.....	1-1	1-1	0-0	0	0	0	0	3	0	1	0	0	11
Gamble, Karl.....	0-0	0-0	0-0	0	1	1	0	0	0	0	0	0	5
Footte, Aldonis.....	1-2	0-0	0-1	3	0	3	0	2	1	0	0	0	10
Totals.....	18-51	7-26	13-18	10	21	31	16	56	9	13	2	10	200

FG%	1st:	9-22	40.9%	2nd:	9-29	31.0%	Game:	35.3%
3FG%	1st:	4-11	36.4%	2nd:	3-15	20.0%	Game:	26.9%
FT%	1st:	3-7	42.9%	2nd:	10-11	90.9%	Game:	72.2%

Score by Periods.....	1st	2nd	Total
Georgia State.....	33	31	64
Middle Tennessee.....	25	31	56

Officials: Ray Natili, Todd Austin, Andrew Walton

Attendance: 4,502

Game 12: Dec. 28, 2016, 2 p.m. (ESPN3)

UMASS 74, GEORGIA STATE 65

Georgia State Sports Arena • Atlanta, Ga.

With four players and a head coach battling flu-like symptoms, Georgia State fell to UMass 74-65 at the GSU Sports Arena. It marked just the fifth time the Panthers have lost at home since the start of the 2013-14 season.

Georgia State (7-5) was led by senior Jeremy Hollowell who scored 16 points and grabbed four rebounds, while sophomore Malik Benlevi added 13 points on 5-of-8 shooting. Senior Willie Clayton just missed his third double-double of the season with eight points and 12 rebounds.

UMass (10-3) held the Panthers under 40 percent shooting while five Minutemen scored in double figures, led by Dejon Jarreau who scored 13 points, grabbed seven rebounds and dished out five assists. Rashaan Holloway just missed a double-double with 12 points and nine rebounds.

UMass took an early 10-7 lead before Georgia State responded with a 10-0 run to lead 17-10 with 10:24 remaining in the first half. The Panthers held the Minutemen scoreless for nearly six minutes.

UMass responded with an 18-0 run, holding the Panthers without a field goal for more than 8:30 to lead 28-17 with 5:08 to play.

Georgia State responded with a 7-0 run to cut UMass' lead to 28-24 with 2:30 left, before the Minutemen came right back with an 8-0 run. UMass went into the locker room leading 36-27.

UMass controlled the pace for most of the second half, leading by double digits for most of the first seven minutes before Hollowell scored five-straight GSU points to cut the deficit to 48-43 with 11:35 remaining.

Trailing 65-51 with 4:51 to play, Georgia State made one last push, going on an 8-0 run to cut the deficit to 65-59 with 2:43 to play, but UMass would not allow the Panthers to get any closer in the final minutes.

Senior Isaiah Dennis earned his second-straight start and finished with nine points, five rebounds and five assists, while sophomore Jeff Thomas added five points and five rebounds off the bench.

Donte Clark and Luwane Pipkins each added 12 points for UMass, while C.J. Anderson scored 10 off the bench.

The Panthers shot an uncharacteristic 38.7 percent from the floor and just 11-of-21 from the free throw line, however did forced 18 UMass turnovers which led to 19 points.

UMASS 74 (10-3)

Player	FG	3P	FT	O	D	Reb	PF	TP	A	TO	Blk	Stl	Min
Berger, Seth, f.....	2-5	0-1	2-2	0	1	1	2	6	0	1	0	2	11
Holloway, Rashaan, c.....	5-10	0-0	2-4	4	5	9	2	12	2	0	3	0	24
Clark, Donte, g.....	4-9	1-5	3-3	0	1	1	4	12	1	6	0	0	28
Pipkins, Luwane, g.....	3-10	3-9	3-4	2	3	5	2	12	3	1	0	0	35
Jarreau, Dejon, g.....	2-3	1-5	4-6	1	6	7	2	13	5	6	0	3	31
Lewis, Zach.....	2-3	1-2	0-0	0	6	6	1	5	1	0	1	0	24
Baldwin, Chris.....	0-0	0-0	0-0	1	0	1	2	0	0	1	0	0	1
Hines, Malik.....	0-0	0-0	0-0	0	0	0	0	0	0	1	0	0	4
Coleman, Zach.....	0-0	0-0	0-0	0	0	0	0	0	0	0	0	0	2
Anderson, C.J.....	3-5	1-2	3-4	0	2	2	1	10	1	1	0	5	22
Flowers, Tyrn.....	0-2	0-2	0-0	0	0	0	3	0	0	0	0	0	8
Gresham, Brison.....	2-2	0-0	0-0	0	3	3	2	4	0	0	1	1	10
Totals.....	25-55	7-26	17-23	9	27	36	21	74	13	18	5	11	200

FG%	1st:	12-27	44.4%	2nd:	13-28	46.4%	Game:	45.5%
3FG%	1st:	5-16	31.3%	2nd:	2-10	20.0%	Game:	26.9%
FT%	1st:	7-9	77.8%	2nd:	10-14	71.4%	Game:	73.9%

GEORGIA STATE 65 (7-5)

Player	FG	3P	FT	O	D	Reb	PF	TP	A	TO	Blk	Stl	Min
Hollowell, Jeremy, f.....	5-13	2-3	4-5	1	3	4	4	16	1	2	2	3	33
Session, Jordan, f.....	2-5	1-4	0-0	1	1	2	3	5	1	0	2	1	15
Benlevi, Malik, g.....	5-8	2-3	1-2	1	2	3	4	13	2	3	3	0	28
Dennis, Isaiah, g.....	4-7	0-0	1-3	2	3	5	3	9	5	2	0	3	22
Seymour, Justin, g.....	2-9	0-7	2-2	0	1	1	2	6	2	2	0	2	26
Donaldson, Austin.....	0-4	0-0	1-2	0	2	2	1	1	1	2	0	1	13
Williams, Isaiah.....	0-3	0-1	2-4	0	0	0	1	2	2	0	0	1	14
Clayton, Willie.....	4-7	0-0	0-1	6	6	12	2	8	0	2	0	2	25
Mitchell, Devin.....	0-2	0-2	0-0	0	0	0	0	0	0	0	0	0	5
Thomas, Jeff.....	2-4	1-2	0-0	2	3	5	2	5	0	2	0	0	19
Totals.....	24-62	6-22	11-21	14	21	35	22	65	14	16	7	13	200

FG%	1st:	9-25	36.0%	2nd:	15-37	40.5%	Game:	38.7%
3FG%	1st:	4-12	33.3%	2nd:	2-10	20.0%	Game:	27.3%
FT%	1st:	5-10	50.0%	2nd:	6-11	54.5%	Game:	52.4%

Score by Periods.....	1st	2nd	Total
UMass.....	36	38	74
Georgia State.....	27	38	65

Officials: Ray Natili, Matthew Potter, JW Lucas

Attendance: 1,639



Game 13: Dec. 31, 2016, 12:30 p.m.

GEORGIA SOUTHERN 88, GEORGIA STATE 65

Hanner Fieldhouse • Statesboro, Ga.

Georgia Southern opened the second half with a big run to cruise to an 88-65 win over Georgia State in the Sun Belt opener for both schools.

Senior Jeremy Hollowell led Georgia State (7-6, 0-1 Sun Belt) with 21 points and seven rebounds, while junior Jordan Session picked up a career-high 13 rebounds.

Georgia Southern (8-6, 1-0 Sun Belt) was led by Tookie Brown who scored 29 points, knocking down 9-of-10 from the floor. Ike Smith added 22 points and seven rebounds for the Eagles.

After leading by seven at the half, Georgia Southern opened the second half knocking down seven-straight 3-point attempts as part of a 25-7 run that gave the Eagles a 61-36 lead just under five minutes into the second half.

Georgia State would trail by as many as 30 with 12:30 to play shooting 32.9 percent for the game and making just 6-of-30 from 3-point range.

Sophomore Jeff Thomas added 11 points and six rebounds for the Panthers. Malik Benlevi, playing in front of family and friends from nearby Savannah scored seven points and grabbed five rebounds before fouling out with 11:45 to play.

Georgia State took an early 11-6 lead knocking down 5-of-6 from the floor. Georgia Southern responded with an 8-0 run to take a 14-11 lead with 12:23 to play and never trail again.

Pushing the run to 13-2, the Eagles led 19-13 with 9:50 to play while Georgia State missed 14-of-15 from the floor. Despite the run and cold shooting, when Hollowell knocked down a jumper with 6:50 to play, the Panthers trailed just 21-19.

Georgia Southern took its biggest lead of the half, 30-22, with 2:17 to play and went into the locker room leading 36-29 as the Panthers shot just 33.3 percent from the floor and turned the ball over 13 times.

Mike Hughes added 12 points for Georgia Southern which shot 54.7 percent for the game, including 8-of-16 from 3-point range in the second half.

Georgia State did manage to outrebound the in-state rivals 51-31, including a 24-5 edge on the offensive glass.

GEORGIA STATE 65 (7-6, 0-1)

Player	FG	3P	FT	O	D	Reb	PF	TP	A	TO	Blk	Stl	Min
Hollowell, Jeremy, f.....	8-21	3-10	2-3	2	5	7	2	21	0	1	0	0	34
Clayton, Willie, f.....	2-3	0-0	0-0	5	0	5	3	4	1	2	1	0	13
Benlevi, Malik, g.....	3-7	0-1	1-1	2	3	5	5	7	0	1	0	0	20
Williams, Isaiah, g.....	2-6	1-4	0-0	0	3	3	0	5	3	4	0	5	28
Seymour, Justin, g.....	1-7	0-4	0-0	2	0	2	2	2	0	0	0	0	18
Felton, Nile.....	0-0	0-0	0-0	0	0	0	0	0	0	0	0	0	1
Dennis, Isaiah.....	1-2	0-0	1-2	1	2	3	1	3	0	3	0	0	12
Donaldson, Austin.....	0-5	0-2	2-2	1	1	2	5	2	1	4	0	1	14
Clerkley, Chris.....	0-0	0-0	0-0	0	0	0	1	0	0	0	0	0	2
Session, Jordan.....	1-4	0-0	2-4	6	7	13	4	4	1	2	0	0	21
Mitchell, Devin.....	1-7	1-4	3-4	1	1	2	3	6	0	2	0	0	12
Thomas, Jeff.....	4-8	1-5	2-4	1	5	6	2	11	1	2	0	0	25
Totals.....	23-70	6-30	13-20	24	27	51	28	65	7	22	1	6	200

FG%	1st:	11-33	33.3%	2nd:	12-37	32.4%	Game:	32.9%
3FG%	1st:	2-12	16.7%	2nd:	4-18	22.2%	Game:	20.0%
FT%	1st:	5-9	55.6%	2nd:	8-11	72.7%	Game:	65.0%

GEORGIA SOUTHERN 88 (8-6, 1-0)

Player	FG	3P	FT	O	D	Reb	PF	TP	A	TO	Blk	Stl	Min
Simmons, Coye, f.....	0-0	0-0	0-0	0	1	1	3	0	0	1	0	0	14
Hughes, Mike, g.....	3-10	2-7	4-6	0	4	4	2	12	2	2	0	3	35
Smith, Ike, g.....	7-14	3-7	5-8	1	6	7	1	22	4	2	0	4	32
Brown, Tookie, g.....	9-10	2-3	9-13	0	3	3	2	29	3	0	0	1	34
Allsmiller, Jake, g.....	2-7	2-5	2-2	0	1	1	4	8	1	2	0	0	21
Glenn, Montae.....	2-3	0-0	0-0	1	4	5	1	4	0	1	0	0	17
Boykins, Devonte.....	0-1	0-1	0-0	0	3	3	1	0	0	0	0	1	12
Giadden, B.J.....	1-2	0-0	0-2	0	1	1	3	2	2	1	0	1	12
O'Connell, Shawn.....	3-3	0-0	0-0	2	1	3	3	6	0	1	1	0	14
Holder, James.....	1-1	0-0	0-0	0	0	0	0	2	1	0	0	0	2
Wimberly, Brandon.....	1-1	1-1	0-0	0	0	0	0	3	0	0	0	0	2
Georgiev, David.....	0-0	0-0	0-2	0	0	0	0	0	0	0	0	0	2
Reynolds, Deshaven.....	0-0	0-0	0-0	0	0	0	0	0	0	0	0	0	2
Bullock, Dominique.....	0-1	0-1	0-0	0	0	0	0	0	0	0	0	0	2
Totals.....	29-53	10-25	20-33	5	26	31	20	88	13	10	1	10	200

FG%	1st:	15-29	51.7%	2nd:	14-24	58.3%	Game:	54.7%
3FG%	1st:	2-9	22.2%	2nd:	8-16	50.0%	Game:	40.0%
FT%	1st:	4-10	40.0%	2nd:	16-23	69.6%	Game:	60.6%

Score by Periods.....	1st	2nd	Total
Georgia State.....	29	36	65
Georgia Southern.....	36	52	88

Officials: Tony Greene, Tim Gattis, Antinio Petty

Attendance: 2,356

Game 14: Jan. 7 2017, 2:15 p.m. (ESPN3)

GEORGIA STATE 78, SOUTH ALABAMA 77

Georgia State Sports Arena • Atlanta, Ga.

Georgia State scored the final eight points of the game, capped by a 3-pointer from Devin Mitchell to earn a 78-77 win over South Alabama at the GSU Sports Arena.

Georgia State (8-6, 1-1 Sun Belt) trailed 77-70 with 1:33 to play after back-to-back 3-pointers by Shaq Calhoun and Ken Williams for South Alabama (8-7, 1-1 Sun Belt).

The Panthers, who struggled in the first half at the free throw line, made five-straight in the comeback. Mitchell got fouled shooting a 3-pointer and made all three free throw attempts with 1:13 to play to cut the deficit to four.

Sophomore Malik Benlevi, who finished with a career-high 19 points, got fouled with 1:02 to play and made a pair of free throws to cut South Alabama's lead to 77-75.

After a couple of stops on each end, Mitchell knocked down a 3-pointer with 11 seconds to play and after a missed 3-pointer by Calhoun, Jordan Session was able to secure his seventh rebound for the Panthers.

Benlevi finished with 19 points on 6-of-8 shooting, including 6-of-6 from the free throw line.

Sophomore Jeff Thomas added 15 points and four rebounds, knocking down a pair of 3-pointers. Senior Jeremy Hollowell added 15 points and four rebounds before fouling out with 6:43 to play.

After GSU knocked down the first basket of the game, South Alabama immediately responded with an 8-0 run to take an 8-2 lead with 16:58 to play in the opening half.

However, led by Thomas, Georgia State got hot from 3-point range as the sophomore knocked down a pair and one from Austin Donaldson gave the Panthers a 15-13 lead with 12:39 to play. Donaldson finished the game with a career-high seven assists.

Georgia State took a 35-33 lead with a 6-0 run near the end of the half, but the Jaguars scored the final four points to go into the locker room leading 37-35. The Panthers shot 47 percent from the floor in the first 20 minutes.

South Alabama made pair of quick baskets to open the second half and take a 41-35 lead just over a minute into the half.

Trailing by five, GSU responded with a 7-0 run, highlighted by back-to-back putbacks by Thomas to lead 51-49 with 13:57 remaining.

The Jaguars immediately responded with a 7-0 run of their own to lead 56-51 with 11:41 to play.

After trailing for most of the second half, Benlevi knocked down a pair of free throws with 5:37 to play to tie the game 65-65 as the Panthers held the Jaguars without a field goal for almost five minutes.

After a 3-pointer by Calhoun, Benlevi immediately responded with a 3-pointer for the Panthers to retie the game at 68-68.

SOUTH ALABAMA 77 (8-7, 1-1)

Player	FG	3P	FT	O	D	Reb	PF	TP	A	TO	Blk	Stl	Min
Stover, Nick, f.....	2-5	0-2	4-5	1	3	4	1	8	3	3	0	0	32
MuepoKelly, Don, f.....	2-8	0-0	2-4	3	9	12	4	6	2	2	1	1	29
Ajayi, Josh, f.....	8-12	0-1	1-4	2	5	7	5	17	2	3	0	1	27
Calhoun, Shaq, g.....	6-12	5-9	3-4	0	2	2	2	20	2	3	0	3	29
Lee, Dederick, g.....	2-2	0-0	1-2	3	2	2	2	6	4	3	0	3	27
Williams, Ken.....	2-10	2-6	0-0	0	1	1	0	6	1	1	0	0	20
McGee, Herb.....	2-2	1-1	0-0	0	3	3	4	5	2	0	0	0	12
Boyanov, Georgi.....	3-5	1-2	2-4	2	0	2	3	9	0	2	0	1	21
Morris, Kevin.....	0-0	0-0	0-0	0	0	0	1	0	1	0	0	0	3
Totals.....	27-56	11-23	12-21	9	27	36	22	77	17	18	1	9	200

FG%	1st:	14-32	43.8%	2nd:	13-24	54.2%	Game:	48.2%
3FG%	1st:	6-13	46.2%	2nd:	5-10	50.0%	Game:	47.8%
FT%	1st:	3-3	100.0%	2nd:	9-18	50.0%	Game:	57.1%

GEORGIA STATE 78 (8-6, 1-1)

Player	FG	3P	FT	O	D	Reb	PF	TP	A	TO	Blk	Stl	Min
Hollowell, Jeremy, f.....	5-14	1-7	4-5	1	3	4	5	15	1	1	0	2	19
Session, Jordan, f.....	1-4	0-1	1-2	0	7	7	1	3	0	2	1	0	21
Benlevi, Malik, g.....	6-8	1-2	6-6	4	2	6	1	19	0	3	2	1	33
Dennis, Isaiah, g.....	1-1	0-0	0-3	0	0	0	1	2	1	3	0	0	15
Williams, Isaiah, g.....	0-0	0-0	0-0	0	0	0	0	0	0	0	0	0	4
Donaldson, Austin.....	2-4	1-1	1-2	1	4	5	2	6	7	3	0	2	25
Seymour, Justin.....	3-8	1-5	0-0	1	0	1	1	7	1	0	0	1	18
Clayton, Willie.....	2-4	0-0	1-4	2	5	7	5	5	0	2	0	2	17
Mitchell, Devin.....	1-3	1-3	3-3	0	2	2	1	6	0	1	0	1	19
Thomas, Jeff.....	6-13	2-8	1-1	2	2	4	1	15	2	1	1	0	29
Totals.....	27-59	7-27	17-26	11	25	36	18	78	12	16	4	9	200

FG%	1st:	14-30	46.7%	2nd:	13-29	44.8%	Game:	45.8%
3FG%	1st:	5-17	29.4%	2nd:	2-10	20.0%	Game:	25.9%
FT%	1st:	2-9	22.2%	2nd:	15-17	88.2%	Game:	65.4%

Score by Periods.....	1st	2nd	Total
South Alabama.....	37	40	77
Georgia State.....	35	43	78

Officials: Michael Stuart, Jemel Spearman, Kevin Fehr

Attendance: 1,231



Game 15: Jan. 9, 2017, 7 p.m. (ESPN3)

TROY 80, GEORGIA STATE 77

Georgia State Sports Arena • Atlanta, Ga.

A last-second 3-pointer was just off the mark as Troy held on for an 80-77 win over Georgia State on Monday night at the GSU Sports Arena.

Georgia State (8-7, 1-2 Sun Belt) was able to overcome a 13-point second half deficit to Troy (9-8, 1-2 Sun Belt), but a 3-pointer to tie the game by redshirt-sophomore Devin Mitchell was just missed as regulation ended. Mitchell had provided the heroics in Saturday's come-from-behind win over South Alabama with a 3-pointer with 11 seconds to play.

The Panthers were without the services of their three top guards: Isaiah Williams, D'Marcus Simonds and Justin Seymour.

Senior Jeremy Hollowell led the Panthers with 19 points and seven rebounds, knocking down five 3-pointers, while Mitchell added a career-high 15 points.

After Troy took an early 6-3 lead, Georgia State responded with a 10-run to lead 13-6 with 15:21 to play, knocking three down from 3-point range.

Trailing 33-28, Troy used a 9-0 run late in the first half to take a 37-33 lead with 4:46 to play. The Trojans pushed the run to 15-3 to lead 43-36 with 1:10 remaining before a Malik Benlevi made a basket and free throw cut the lead to four.

Shooting 62.0 percent from the floor, Troy went into the locker room leading 45-39. The Panthers shot 47.0 percent, including 6-of-13 from 3-point range.

Troy took its largest lead of the game, 55-42, with 14:38 to play before Georgia State responded with a 9-0 run. Clayton scored six-straight points, followed by a 3-pointer from Hollowell to cut the Trojan lead to 55-51 with 10:19 remaining.

A Jeff Thomas 3-pointer with 5:09 to play cut Troy's lead to 63-62 and less than a minute later, Mitchell tied the game at 65 with a straight-away 3-pointer.

Troy followed with a 9-2 run to take a 74-67 lead with 57 seconds remaining. Trying to make a comeback for a second-straight game, Hollowell and Mitchell hit 3-pointers, along with a couple of free throws by Mitchell to cut the deficit to 78-75 with 23.1 seconds to play.

A Mitchell lay-up with 14.4 seconds remaining cut Troy's lead to two at 79-77, but that is as close as the Panthers could get.

Sophomore Malik Benlevi played a career-high 37 minutes, finishing with seven points and eight rebounds. Senior Isaiah Dennis added nine points and four rebounds, while senior Willie Clayton finished with nine points and five boards.

Five Trojans finished in double figures led by Jeremy Hollimon and Juan Davis, Jr., who each scored 16 points. De'Von Walker added 15 on 7-of-10 shooting, while Jordan Varnado and Kevin Baker each added 14.

The Trojans finished the game shooting 55.1 percent from the floor, while GSU shot 44.8 percent, including 11-of-26 from 3-point range.

TROY 80 (9-8, 1-2)

Player	FG	3P	FT	O	D	Reb	PF	TP	A	TO	Blk	Stl	Min
Davis, Jr., Juan, f.....	6-7	4-5	0-0	0	0	0	3	16	0	0	1	0	27
Varnado, Jordon, f.....	6-9	0-1	2-4	0	7	7	3	14	1	2	3	0	34
Baker, Kevin, g.....	3-8	2-7	6-10	1	4	5	3	14	3	2	0	0	29
Person, Wesley, g.....	0-4	0-4	3-4	1	2	3	1	3	3	1	0	0	30
Walker, De'Von, g.....	7-10	0-0	1-2	4	2	6	2	15	5	3	0	2	36
Peace, Daniel.....	1-2	0-0	0-0	0	1	1	2	2	4	3	0	0	9
Hollimon, Jeremy.....	4-8	2-3	6-6	0	2	2	2	16	1	0	0	1	23
Miller, B.J.....	0-0	0-0	0-0	0	0	0	0	0	0	0	0	0	5
Moravek, Jaro.....	0-0	0-0	0-0	0	1	1	1	0	0	1	0	0	1
Hicks, Alex.....	0-1	0-0	0-0	0	0	0	0	0	0	0	1	0	6
Totals.....	27-49	8-20	18-26	7	21	28	17	80	17	12	5	3	200

FG%	1st: 18-29	62.1%	2nd: 9-20	45.0%	Game: 55.1%
3FG%	1st: 8-14	57.1%	2nd: 0-6	0.0%	Game: 40.0%
FT%	1st: 1-4	25.0%	2nd: 17-22	77.3%	Game: 69.2%

GEORGIA STATE 77 (8-7, 1-2)

Player	FG	3P	FT	O	D	Reb	PF	TP	A	TO	Blk	Stl	Min
Hollowell, Jeremy, f.....	5-12	5-9	4-4	2	5	7	5	19	1	1	1	0	34
Session, Jordan, f.....	2-3	2-3	0-0	0	1	1	2	6	0	2	0	0	14
Benlevi, Malik, g.....	3-8	0-1	1-1	4	4	8	2	7	1	1	1	3	37
Donaldson, Austin, g.....	3-10	0-2	0-0	1	1	2	5	6	3	1	0	0	31
Mitchell, Devin, g.....	4-9	2-6	5-6	0	1	1	1	15	2	1	0	0	20
Dennis, Isaiah.....	3-5	0-1	3-4	2	2	4	4	9	3	2	0	0	21
Clayton, Willie.....	4-5	0-0	1-1	2	3	5	2	9	0	2	2	0	22
Thomas, Jeff.....	2-6	2-4	0-2	0	1	1	2	6	3	0	2	1	21
Totals.....	26-58	11-26	14-18	11	20	31	23	77	13	10	6	4	200

FG%	1st: 15-32	46.9%	2nd: 11-26	42.3%	Game: 44.8%
3FG%	1st: 6-13	46.2%	2nd: 5-13	38.5%	Game: 42.3%
FT%	1st: 3-4	75.0%	2nd: 11-14	78.6%	Game: 77.8%

Score by Periods.....	1st	2nd	Total
Troy.....	45	35	80
Georgia State.....	39	38	77

Officials: Ray Natili, Jonathan Sterling, Kevin Mathis

Attendance: 1,400

Game 16: Jan. 14, 2017, 5 p.m.

GEORGIA STATE 73, UL MONROE 65 OT

Fant-Ewing Coliseum • Monroe, La.

Georgia State scored the first nine points of overtime to earn a 73-65 win over UL Monroe at Fant-Ewing Coliseum. The win snapped the Warhawks 18-game home court winning streak which had been the seventh-longest in the nation entering the day.

Senior Jeremy Hollowell led the Panthers with 24 points and five rebounds, the seventh-time this season scoring 20 or more points. Hollowell finished just one point shy of a career high.

Georgia State (9-7, 2-2 Sun Belt) played close to full strength for the first time in nearly three weeks as both Isaiah Williams and D'Marcus Simonds returned to the line-up following injuries.

Williams finished with 14 points while Simonds helped limit UL Monroe (6-11, 0-4 Sun Belt) to just 39.3 percent shooting.

Sophomore Malik Benlevi added 19 points and four rebounds, playing a career-high in minutes (39) for the third-game in a row.

After ULM took an early 4-2 lead, Georgia State responded with an 8-0 run to take a 10-4 lead with 13:42 to play while holding the Warhawks without a field goal for more than six minutes.

Georgia State built a 15-10 lead before ULM responded with a 6-0 run to take a 16-15 lead with 9:26 to play in the opening half.

After the Panthers retook the lead 19-16, ULM responded with a 7-0 run to build a 23-19 lead with 5:39 remaining and went into the locker room leading 28-26.

Hollowell led the Panthers with 13 points in the first 20 minutes as neither team shot better than 42 percent.

Georgia State came out of the locker room and scored the first five points. Halfway thru the second half, leading 39-38, Georgia State used an 8-0 run to push the lead to 47-38, its largest of the game, with 11:13 to play.

With Georgia State still leading 52-45, ULM responded with a 10-0 run to take a 55-52 lead with under three minutes to play before Benlevi knocked down a pair of free throws.

After a lay-up by ULM's Nick Coppola, Williams drove to the hole to get the Panthers back to down one, 57-56, with 1:25 to play.

On the next possession, Georgia State forced one of 22 ULM turnovers and Benlevi hit a 3-pointer to give GSU a 59-57 lead with 47 seconds to play. The Warhawks tied it on a Marcus Washington jumper, but after he missed a free throw, the Panthers got the rebound and held the ball for the final 30 seconds. Simonds drove to the lane for a potential game-winning bucket, but where not able to get a shot off as time ran out.

Sam McDaniel finished the game with 11 points and 13 rebounds to lead the Warhawks, while Travis Munnings and Coppola also scored 11 points each.

Senior Willie Clayton added a team-high 12 rebounds for the Panthers, while senior Isaiah Dennis scored seven points and had four assists.

GEORGIA STATE 73 (9-7, 2-2)

Player	FG	3P	FT	O	D	Reb	PF	TP	A	TO	Blk	Stl	Min
Hollowell, Jeremy, f.....	8-15	0-6	8-11	1	4	5	3	24	2	1	1	2	38
Clayton, Willie, f.....	2-5	0-0	0-3	3	9	12	2	4	0	0	0	0	32
Benlevi, Malik, g.....	6-10	5-8	2-2	0	4	4	3	19	2	2	4	4	39
Williams, Isaiah, g.....	5-13	1-5	3-5	0	2	2	4	14	2	0	0	1	33
Simonds, D'Marcus, g.....	0-5	0-0	1-2	2	1	3	0	1	2	2	1	2	29
Dennis, Isaiah.....	3-5	0-0	1-2	0	2	2	2	7	4	1	0	1	17
Donaldson, Austin.....	0-0	0-0	0-0	1	1	2	0	0	0	2	0	0	7
Session, Jordan.....	0-1	0-1	0-0	0	0	0	2	0	0	1	0	0	4
Mitchell, Devin.....	0-1	0-1	0-0	0	0	0	0	0	0	0	0	0	4
Thomas, Jeff.....	2-5	0-0	0-0	3	0	3	2	4	0	1	0	0	22
Totals.....	27-49	8-20	18-26	7	21	28	17	80	17	12	5	3	200

FG%	1st: 10-26	38.5%	2nd: 12-28	42.9%	OT: 4-6	66.7%	Game: 43.3%
3P%	1st: 1-10	10.0%	2nd: 4-9	44.4%	OT: 1-2	50.0%	Game: 28.6%
FT%	1st: 5-9	55.6%	2nd: 5-7	71.4%	OT: 5-9	55.6%	Game: 60.0%

UL MONROE 65 (6-11, 0-4)

Player	FG	3P	FT	O	D	Reb	PF	TP	A	TO	Blk	Stl	Min
Munnings, Travis, f.....	2-7	1-3	6-8	3	3	6	3	11	3	3	0	0	45
McDaniel, Sam, f.....	4-15	1-4	2-2	3	10	13	5	11	3	3	1	0	39
Jean-Pierre, Marvin, g.....	3-9	0-1	0-1	1	1	2	1	6	1	3	1	1	21
Coppola, Nick, g.....	4-8	2-5	1-1	0	4	4	1	11	2	6	0	1	45
Harris, Jordon, g.....	3-6	2-4	0-0	2	4	6	4	8	1	3	0	0	28
Washington, Marcus.....	3-5	0-0	4-5	1	1	2	4	10	0	2	0	1	22
Alabakis, Sam.....	0-0	0-0	0-0	0	2	2	1	0	1	1	0	0	5
Martin, Wade.....	3-6	2-4	0-0	0	0	0	2	8	0	1	1	0	20
Totals.....	22-56	8-21	13-17	12	28	40	21	65	11	22	3	3	225

FG%	1st: 11-26	42.3%	2nd: 10-24	41.7%	OT: 1-6	16.7%	Game: 39.3%
3P%	1st: 4-11	36.4%	2nd: 4-8	50.0%	OT: 0-2	0.0%	Game: 38.1%
FT%	1st: 2-4	50.0%	2nd: 7-9	77.8%	OT: 4-4	100.0%	Game: 76.5%

Score by Periods.....	1st	2nd	OT	Total
Georgia State.....	26	33	14	73
UL Monroe.....	28	31	6	65

Officials: Tim Fitzgerald, Coy Gammon, Sidney Cohen

Attendance: 1,634



Game 17: Jan. 16, 2017, 8 p.m.

GEORGIA STATE 101, LOUISIANA 86

Cajundome • Lafayette, La.

Led by 24 points from both Isaiah Williams and D'Marcus Simonds, Georgia State cruised to a 101-86 victory over Louisiana at the Cajundome.

Georgia State (10-7, 3-2 Sun Belt) shot 62.1 percent from the floor, just outside of the top 10 in program history, and went 10-of-19 from 3-point range to lead by as many as 23 points late in the second half.

Williams finished 9-of-16 from the floor with five assists, while Simonds went 9-of-14, pulling down four rebounds as the Panthers shot over 60 percent in each half.

Senior Jeremy Hollowell just missed a double-double with 19 points and eight rebounds, while Devin Mitchell came off the bench to score 11.

Louisiana (12-6, 2-3 Sun Belt) had not given up 100 points at home since a 128-105 loss over Grambling on Dec. 1, 1990.

The Panthers scored 100 points or more for the second time this year and for the first time against a D1 opponent since a 101-91 overtime win against UT Arlington on Feb. 1, 2014.

Trailing 7-5 early in the game, Georgia State responded with a 9-0 run to take a 14-7 lead with 16:08 to play, forcing Louisiana to call its first timeout.

Leading 23-21, Georgia State used an 8-0 run, including two 3-pointers from Mitchell to push the lead to 31-21 with 8:40 to play in the first half.

The Panthers led by as many as 12 with 7:11 to play in the first 20 minutes and went into the locker room leading 53-42 as sophomore Jeff Thomas hit a high-arching 3-point at the buzzer.

GSU shot 61 percent in the first half, including 8-of-12 from 3-point range and 11-of-12 from the free throw line. The Panthers were called for 16 fouls, leading the Ragin' Cajuns to shoot 18-of-21 from the line before heading into the locker room.

Georgia State opened the second half equally strong as in the first half and after an 11-0 run, led 70-48 with 13:24 to play.

Halfway thru the second half, the Ragin' Cajuns used a 6-0 run to cut the lead to 78-61, before Simonds responded with back-to-back buckets.

Louisiana got as close as 11 points, 78-67, following a Johnathan Stove lay-up with 8:52 to play, but could never cut Georgia State's lead to single digits.

Bryce Washington recorded his NCAA-leading 15th double-double with 18 points and 10 rebounds, while Frank Bartley, IV, scored a team-high 19 points for Louisiana, just missing a double-double with nine rebounds.

Georgia State turned the ball over a season-low seven times, while shooting 19-of-25 from the free throw line.

GEORGIA STATE 101 (10-7, 3-2)												
Player	FG	3P	FT	O	D	Reb	PF	TP	A	TO	Blk	Stl
Hollowell, Jeremy, f.....	7-10	3-4	2-4	1	7	8	5	19	1	1	0	1
Clayton, Willie, f.....	0-1	0-0	4-4	2	3	5	4	4	1	1	0	1
Benlevi, Malik, g.....	4-5	1-1	0-0	1	2	3	4	9	1	0	0	1
Williams, Isaiah, g.....	9-16	2-5	4-6	0	3	3	3	24	5	1	0	0
Simonds, D'Marcus, g.....	9-14	0-1	6-7	2	2	4	3	24	1	1	0	2
Felton, Nile.....	0-0	0-0	0-0	0	0	0	0	0	0	0	0	0
Dennis, Isaiah.....	2-2	0-0	1-2	0	0	0	3	5	0	0	0	0
Donaldson, Austin.....	0-0	0-0	0-0	0	1	1	1	0	0	1	0	0
Clerkley, Chris.....	0-0	0-0	0-0	0	0	0	0	0	0	0	0	0
Session, Jordan.....	0-1	0-1	2-2	0	0	0	3	2	0	0	0	0
Mitchell, Devin.....	4-5	3-4	0-0	0	0	0	2	11	1	0	0	0
Thomas, Jeff.....	1-4	1-3	0-0	0	0	0	2	3	1	1	0	2
Totals.....	36-58	10-19	19-25	7	21	28	30	101	11	7	0	7
FG% 1st.....	17-28	60.7%	2nd:	19-30	63.3%	Game:	62.1%					
3FG% 1st.....	8-12	66.7%	2nd:	2-7	28.6%	Game:	52.6%					
FT% 1st.....	11-12	91.7%	2nd:	8-13	61.5%	Game:	76.0%					

LOUISIANA 86 (12-6, 2-3)												
Player	FG	3P	FT	O	D	Reb	PF	TP	A	TO	Blk	Stl
Miller, Justin, f.....	1-3	0-0	0-0	1	0	1	2	2	2	0	0	0
Washington, Bryce, f.....	5-7	0-0	8-9	8	2	10	0	18	2	1	0	0
Wright, Jay, g.....	3-12	0-4	3-4	0	1	1	4	9	1	1	0	0
Bartley, IV, Frank, g.....	3-9	2-6	11-12	2	7	9	2	19	2	2	0	0
Stove, Johnathan, g.....	4-11	1-3	8-11	2	2	4	5	17	1	3	2	1
Davis, Jerrekus.....	4-10	1-4	6-6	4	4	8	2	15	2	0	0	0
Broussard, Jacob.....	0-0	0-0	0-0	0	0	0	0	0	0	0	0	0
Hardy, PJ.....	2-6	2-5	0-0	0	0	0	4	6	0	1	0	0
Aucoin, Mason.....	0-0	0-0	0-0	0	0	0	0	0	0	0	0	0
Stalcup, Larenz.....	0-0	0-0	0-0	0	1	1	1	0	0	0	0	0
Totals.....	22-58	6-22	36-42	17	19	36	20	86	10	8	2	1
FG% 1st.....	11-27	40.7%	2nd:	11-31	35.5%	Game:	37.9%					
3FG% 1st.....	2-8	25.0%	2nd:	4-14	28.6%	Game:	27.3%					
FT% 1st.....	18-21	85.7%	2nd:	18-21	85.7%	Game:	85.7%					

Score by Periods	1st	2nd	Total
Georgia State.....	53	48	101
Louisiana.....	42	44	86

Officials: Karl Hess, Antonio Petty, Archibald Whaley

Attendance: 3,497

Game 18: Jan. 21, 2017, 2:15 p.m. (ESPN3)

GEORGIA STATE 76, COASTAL CAROLINA 56

GSU Sports Arena • Atlanta, Ga.

Georgia State knocked down a season-high 15 3-pointers and sophomore Jeff Thomas came close to a triple-double as the Panthers topped Coastal Carolina 76-56 at the GSU Sports Arena.

Thomas came off the bench to finish with 13 points, nine rebounds and six assists in 27 minutes. He went 5-of-9 from the floor and hit three 3-pointers.

Georgia State (11-7, 4-2 Sun Belt) won its third-straight game and moved into a tie for second place in the league. After shooting just 32.4 percent in the first half, the Panthers heated up in the second, shooting 64.3 percent and going 10-of-17 from 3-point range.

Coastal Carolina (9-10, 4-2 Sun Belt) saw its four-game winning streak snapped despite a double-double of 20 points and 12 rebounds from Colton Ray-St Cyr.

The Panthers held the Chanticleers to just 30 percent shooting and 25.7 percent from 3-point range.

Senior Jeremy Hollowell added 16 points and five rebounds, while freshman D'Marcus Simonds scored 14 points and pulled down four boards.

Leading 8-7 early in the game, Georgia State used a 20-2 run to take a 22-7 lead with 6:51 to play. On the other end, the Panthers forced Coastal Carolina to miss 19-of-21 shots over the stretch, while holding the Chanticleers scoreless for just under nine minutes.

Georgia State led by as many as 15 in the first half and went into the locker room leading 28-17 as Hollowell knocked down a 3-pointer at the buzzer.

The Panthers held Coastal Carolina to just 19 percent shooting in the first half, including 2-of-18 from 3-point range.

Building a 34-22 lead early in the second half, Georgia State used an 8-0 which included 3-pointers from Session and Simonds to build a 42-22 lead with 15:45 to play.

Coastal Carolina responded with a 9-0 run to cut the lead to 11, 42-31, with 14:09 remaining, before Hollowell responded with a lay-up to end the stretch.

That was as close as the Chanticleers would get as the Panthers pushed the lead to as big as 73-49 with 3:49 to play.

Junior Isaiah Williams added eight points and four assists, while Jordan Session knocked down a pair of 3-pointers.

Georgia State's bench finished with 31 points. The Panthers dished out 19 assists and turned the ball over just 10 times.

COASTAL CAROLINA 56 (9-10, 4-2)												
Player	FG	3P	FT	O	D	Reb	PF	TP	A	TO	Blk	Stl
Beck, Demario, f.....	1-9	0-3	0-0	3	0	3	3	2	0	0	1	1
Coleman, Josh, c.....	0-3	0-0	0-0	2	2	4	0	0	0	1	1	0
Shaw, Jaylen, g.....	3-10	1-6	0-0	1	2	3	2	7	5	3	1	0
Wilson, Elijah, g.....	2-9	2-8	0-0	2	2	2	1	6	1	1	1	0
Ray-St Cyr, Colton, g.....	7-14	4-9	2-2	3	9	12	2	20	1	1	0	2
Holmes, Jr., Kevin.....	1-3	0-1	1-2	3	3	6	1	4	2	0	0	1
Labinowicz, Artur.....	1-6	1-3	1-2	3	3	6	1	4	2	0	0	1
Williams-Powell, Jos.....	1-4	0-0	0-0	0	0	0	0	2	2	1	0	0
Adams, Christian.....	0-1	0-0	0-0	0	0	0	0	0	0	0	0	0
Wiggins, Shivaughn.....	1-7	1-5	2-2	1	3	4	1	5	2	2	0	0
Bamba, Amidou.....	4-4	0-0	0-2	0	3	3	0	8	0	0	0	0
Totals.....	21-70	9-35	5-8	16	27	43	10	56	13	11	4	4
FG% 1st.....	7-36	19.4%	2nd:	14-34	41.2%	Game:	30.0%					
3FG% 1st.....	2-18	11.1%	2nd:	7-17	41.2%	Game:	25.7%					
FT% 1st.....	1-4	25.0%	2nd:	4-4	100.0%	Game:	62.5%					

GEORGIA STATE 76 (11-7, 4-2)												
Player	FG	3P	FT	O	D	Reb	PF	TP	A	TO	Blk	Stl
Hollowell, Jeremy, f.....	7-13	2-6	0-0	1	4	5	0	16	2	1	1	0
Clayton, Willie, f.....	2-4	0-0	0-0	3	5	8	3	4	1	3	1	0
Benlevi, Malik, g.....	1-3	1-3	0-0	0	2	2	1	3	0	1	2	0
Williams, Isaiah, g.....	2-8	2-6	2-2	0	0	0	1	8	4	0	0	0
Simonds, D'Marcus, g.....	5-12	4-6	0-0	0	4	4	2	14	1	2	2	0
Felton, Nile.....	0-1	0-1	0-0	0	0	0	0	0	0	0	0	1
Dennis, Isaiah.....	3-3	0-0	0-0	0	1	1	3	6	2	0	0	0
Donaldson, Austin.....	0-0	0-0	0-0	0	1	1	0	0	0	0	0	0
Session, Jordan.....	2-4	2-3	0-0	0	3	3	1	6	1	0	1	0
Mitchell, Devin.....	1-4	0-3	1-2	0	0	0	2	3	2	1	0	0
Thomas, Jeff.....	5-9	3-4	0-0	1	8	9	1	13	6	1	0	0
Cagle, Carter.....	1-1	1-1	0-0	0	0	0	0	3	0	0	0	0
Totals.....	29-62	15-33	3-4	6	31	37	14	76	19	10	7	1
FG% 1st.....	11-34	32.4%	2nd:	18-28	64.3%	Game:	46.8%					
3FG% 1st.....	5-16	31.3%	2nd:	10-17	58.8%	Game:	45.5%					
FT% 1st.....	1-2	50.0%	2nd:	2-2	100.0%	Game:	75.0%					

Score by Periods	1st	2nd	Total
Coastal Carolina.....	17	39	56
Georgia State.....	28	48	76

Officials: Gary Maxwell, Matthew Martinez, Trent Davis

Attendance: 1,479



Game 19: Jan. 23, 2017, 7 p.m. (ESPN3)

GEORGIA STATE 83, APPALACHIAN STATE 72

Georgia State Sports Arena • Atlanta, Ga.

Led by 25 points from freshman D'Marcus Simonds, Georgia State cruised to an 83-72 win over Appalachian State at the GSU Sports Arena. The Panthers won for the fourth-straight time while shooting 56.9 percent from the floor.

Simonds missed his career-high by just one point and scored 24 or more for the second time in three games. He went 10-of-16 from the floor and 5-of-6 from the free throw line with five steals and four rebounds.

Georgia State (12-7, 5-2 Sun Belt) maintained its second-place spot in the Sun Belt standings, while Appalachian State (6-12, 1-6 Sun Belt) lost for the third-straight time despite 22 points from Tyrell Johnson.

A game after hitting 15 3-pointers, Georgia State went inside and outscored the Mountaineers 56-18 in the paint.

Sophomore Malik Benlevi added 10 points, while Jeremy Hollowell, Isaiah Williams and Isaiah Dennis scored nine points each. Hollowell is now just three points shy of 1,000 for his career.

Appalachian State took an early 10-4 leading, knocking down its first four shots before Georgia State responded to take its first lead of the game, 13-12, with 12:23 remaining in the first half.

Georgia State's offense started to heat up and after Dennis hit a pair of shots in the lane to key a 6-0 run, the Panthers led 24-19 with 6:56 to play.

The Panthers went into the locker room leading 39-32, shooting 56.7 percent from the floor and forcing the Mountaineers into 13 first half turnovers.

Leading by 10 early in the second half, Georgia State double its lead to 57-37 following a 10-0 run that was capped by a pair of Jeff Thomas free throws with 14:03 remaining.

Appalachian State used a 6-0 run to cut the lead to 64-54 with 9:13 to play before back-to-back lay-ups by Simonds. The Mountaineers got as close as nine points, 70-61, with 5:29 to play.

Georgia State responded and pushed the lead back to as many as 15 points in the final minutes of the game.

Ronshad Shabazz, coming off a career-high 36 points on Saturday against Georgia Southern, finished with 18, while Patrick Good came off the bench to add 15.

Georgia State held the Mountaineers to just 39.3 percent shooting, the fourth-straight game holding an opponent under 40 percent. The Panthers swiped 11 steals and forced App State into 17 turnovers which led to 17 points.

APPALACHIAN STATE 72 (6-12, 1-6)

Player	FG	3P	FT	O	D	Reb	PF	TP	A	TO	Blk	Stl	Min
Kinney, Griffin, f.....	3-6	0-0	6-7	1	4	5	3	12	0	2	0	0	21
Johnson, T., Tyrell, f.....	6-8	0-0	10-11	1	2	3	3	22	0	3	1	0	27
Shabazz, Ronshad, g.....	7-19	2-8	2-2	1	6	7	0	18	4	0	0	0	34
Logan, Emarius, g.....	0-3	0-1	0-0	1	0	1	2	0	1	5	0	1	25
Babic, Jake, g.....	0-3	0-1	0-0	0	1	1	1	0	2	3	0	0	19
Johnson, Isaac.....	1-3	0-1	2-2	2	6	8	4	4	0	2	1	0	19
Good, Patrick.....	5-13	5-13	0-0	1	0	1	2	15	2	1	0	1	30
Holley, Bennett.....	0-0	0-0	0-0	0	1	1	0	0	0	0	0	0	2
O'Boyle, Matt.....	0-0	0-0	0-0	1	0	1	0	0	1	0	0	0	4
Hinton, Craig.....	0-1	0-1	0-0	1	0	1	1	0	1	0	0	0	18
Cottrell, Zach.....	0-0	0-0	1-2	0	0	0	1	1	0	0	0	1	1
Totals.....	22-56	7-25	21-24	11	23	34	17	72	11	17	2	3	200

FG%	1st:	10-24	41.7%	2nd:	12-32	37.5%	Game:	39.3%
3FG%	1st:	3-9	33.3%	2nd:	4-16	25.0%	Game:	28.0%
FT%	1st:	9-9	100.0%	2nd:	12-15	80.0%	Game:	87.5%

GEORGIA STATE 83 (12-7, 5-2)

Player	FG	3P	FT	O	D	Reb	PF	TP	A	TO	Blk	Stl	Min
Hollowell, Jeremy, f.....	4-9	0-3	1-2	1	3	4	3	9	3	3	1	2	33
Clayton, Willie, f.....	2-4	0-0	1-5	3	3	6	4	5	0	0	0	1	17
Benlevi, Malik, g.....	4-5	0-1	2-2	0	1	1	2	10	2	1	1	0	26
Williams, Isaiah, g.....	4-6	0-0	1-2	0	1	1	1	9	1	2	0	0	24
Simonds, D'Marcus, g.....	10-16	0-2	5-6	0	4	4	3	25	1	1	0	5	33
Dennis, Isaiah.....	4-5	1-1	0-0	0	1	1	1	9	1	1	0	0	14
Donaldson, Austin.....	1-2	0-0	0-0	1	0	1	1	2	1	0	0	1	4
Session, Jordan.....	2-5	0-2	1-2	1	2	3	3	5	1	0	0	2	20
Mitchell, Devin.....	1-2	1-1	0-0	0	2	2	0	3	2	0	0	0	9
Thomas, Jeff.....	1-4	1-4	3-4	1	3	4	1	6	2	1	1	0	20
Totals.....	33-58	3-14	14-23	8	22	30	19	83	14	10	3	11	200

FG%	1st:	17-30	56.7%	2nd:	16-28	57.1%	Game:	56.9%
3FG%	1st:	2-6	33.3%	2nd:	1-8	12.5%	Game:	21.4%
FT%	1st:	3-4	75.0%	2nd:	11-19	57.9%	Game:	60.9%

Score by Periods.....	1st	2nd	Total
Appalachian State.....	32	40	72
Georgia State.....	39	44	83

Officials: Patrick Adams, Bret Smith, Matthew Potter

Attendance: 1,418

Game 20: Jan. 28, 2017, 5:15 p.m. (ESPN3)

GEORGIA STATE 78, TROY 72

Trojan Arena • Troy, Ala.

Georgia State freshman D'Marcus Simonds tied a career-high with 26 points to lead the Panthers to a 78-72 win over Troy at Trojan Arena. The Panthers won for a fifth-straight game since both Simonds and Isaiah Williams returned from injuries.

Simonds has scored 24 or more points in three of the last four games. He finished 12-of-17 from the floor, pulling down six rebounds and dishing out 3 assists. Georgia State (13-7, 6-2 Sun Belt) has won six of seven, with the lone loss coming to Troy (11-11, 3-5 Sun Belt) in Atlanta three weeks ago.

Senior Jeremy Hollowell just missed a double-double with 14 points and eight rebounds. Hitting a jumper with 5:30 to play in the first half, Hollowell scored the 1,000th point of his career. He ironically did it in the same arena as former Panther R.J. Hunter whom Hollowell has been close friends with since the third grade.

Trailing 6-3 early, Georgia State responded with a 7-0 run to take a 10-6 lead with 12:47 to play.

Leading 21-19, Georgia State used a 13-0 run, capped by a Malik Benlevi 3-pointer to take a 34-19 lead with 54 seconds to play. Simonds scored six points during the run that held Troy scoreless for nearly five and a half minutes.

Georgia State went into the locker room leading 36-22, shooting 53.3 percent in the first half and forcing Troy into 11 turnovers which led to 16 points.

Troy chipped into Georgia State's lead throughout the second half, cutting the halftime deficit in half, 46-39, with 14:21 to play.

A 3-pointer by Baker with 6:41 to play cut Georgia State's lead to just three, but the Panthers would respond with a 7-0 run, capped by a 3-pointer from Jeff Thomas to push the lead back to 10, 67-57 with 4:06 to play.

With under a minute to play, Wesley Person hit back-to-back 3-pointers to cut Georgia State's lead to 74-70 with 47 seconds to play, but the Panthers would make all four free throws in the final minute to secure the win.

Person finished with 25 points, knocking down seven 3-pointers for the Trojans, while Jeremy Hollimon added 16 points.

Thomas came off the bench to score 11 points, knocking down three 3-pointers, while Benlevi and Williams each scored eight points. Junior Jordan Session added seven points and four rebounds.

The Panthers finished the game shooting 55.2 percent, while swiping 11 steals and outscoring Troy in the paint 46-20.

GEORGIA STATE 78 (13-7, 6-2)

Player	FG	3P	FT	O	D	Reb	PF	TP	A	TO	Blk	Stl	Min
Hollowell, Jeremy, f.....	5-14	0-6	4-5	1	7	8	4	14	2	3	2	1	36
Clayton, Willie, f.....	2-3	0-0	0-2	1	1	2	3	4	0	1	0	3	20
Benlevi, Malik, g.....	3-4	1-1	1-2	0	3	3	4	8	2	1	1	0	23
Williams, Isaiah, g.....	3-7	0-2	2-2	1	1	2	0	8	3	1	0	1	27
Simonds, D'Marcus, g.....	12-17	0-1	2-5	3	3	6	2	26	3	4	0	2	35
Dennis, Isaiah.....	0-2	0-0	0-0	0	2	2	0	0	1	0	0	1	12
Session, Jordan.....	3-6	0-1	1-2	2	4	5	7	1	1	0	1	1	15
Mitchell, Devin.....	0-0	0-0	0-0	0	1	1	1	0	1	0	0	0	6
Thomas, Jeff.....	4-5	3-4	0-0	0	1	1	0	11	1	1	0	2	26
Totals.....	32-58	4-15	10-18	10	23	33	19	78	14	12	3	11	200

FG%	1st:	16-30	53.3%	2nd:	16-28	57.1%	Game:	55.2%
3FG%	1st:	3-8	37.5%	2nd:	1-7	14.3%	Game:	26.7%
FT%	1st:	1-4	25.0%	2nd:	9-14	64.3%	Game:	55.6%

TROY 72 (11-11, 3-5)

Player.....	FG	3P	FT	O	D	Reb	PF	TP	A	TO	Blk	Stl	Min
Davis, Jr., Juan, f.....	2-5	1-3	2-2	1	0	1	5	7	0	1	0	0	19
Varnado, Jordan, f.....	4-7	0-0	1-2	2	4	6	3	9	0	2	2	0	23
Walker, DeVon, f.....	2-5	0-0	0-0	2	6	8	0	4	3	2	1	0	29
Peace, Daniel, g.....	0-1	0-0	0-0	0	3	3	2	0	3	3	0	2	19
Person, Wesley, g.....	7-13	7-12	4-4	1	1	2	1	25	2	0	1	0	36
Baker, Kevin.....	2-8	2-7	3-4	0	0	0	1	9	4	2	0	1	22
Hollimon, Jeremy.....	4-9	2-5	6-8	0	2	2	2	16	1	2	0	2	28
Miller, B.J.....	0-0	0-0	0-0	0	0	0	1	0	0	3	0	1	7
Moravek, Jaro.....	0-0	0-0	0-0	0	0	0	0	0	0	0	0	0	4
Hicks, Alex.....	1-2	0-0	0-0	1	2	3	1	2	0	1	1	0	13
Totals.....	22-50	12-27	16-20	8	21	29	16	72	13	16	5	6	200

FG%	1st:	7-20	35.0%	2nd:	15-30	50.0%	Game:	44.4%
3FG%	1st:	4-10	40.0%	2nd:	8-17	47.1%	Game:	44.4%
FT%	1st:	4-5	80.0%	2nd:	12-15	80.0%	Game:	80.0%

Score by Periods.....	1st	2nd	Total
Georgia State.....	36	42	78
Troy.....	22	50	72

Officials: Kevin Fehr, Jemel Spearman, Kerry Sitton

Attendance: 1,248

**Game 21: Jan. 30, 2017, 9 p.m. (ASN/ESPN3)****GEORGIA STATE 83, SOUTH ALABAMA 80****Mitchell Center • Mobile, Ala.**

Georgia State made its free throws down the stretch and survived a thriller at the Mitchell Center to earn an 83-80 win over South Alabama on Monday night.

Georgia State (14-7, 7-2 Sun Belt) made six-straight free throws in the final 26 seconds, capped by a pair from senior Isaiah Dennis, to win for the six-straight time and move into a tie for first place atop the Sun Belt standings at the mid-point of conference play.

Freshman D'Marcus Simonds finished with 21 points on 8-of-9 shooting, dished out five assists and swiped three steals after being named College Sports Madness National Mid-Major Player of the Week on Monday. He has scored 21 or more in four of the last five games.

Jeremy Hollowell added 20 points, five rebounds and four assists, including a bank-in 3-pointer with 45 seconds to play that put the Panthers ahead by three.

South Alabama (10-12, 3-6) had a chance to tie it at the end, but a 3-pointer by Ken Williams was off the mark. The senior finished with 21 points, including three 3-pointers.

After leading throughout the game, South Alabama started to chip into Georgia State's lead in the middle of the second half. The Jaguars cut the lead to four, 46-42, with 13:14 to play before a Simonds lay-up put Georgia State back up six.

South Alabama cut the lead to three multiple times before finally tying the game 68-68 with 3:51 to play. The Panthers pushed the lead back to five before the Jaguars tied the game 73-73 with 1:11 remaining.

After Hollowell's 3-pointer and a free throw by Jeff Thomas gave Georgia State a 77-73 lead with 25 seconds to play, Ken Williams would make jumpers on back-to-back possessions and then a 3-pointer, but the Panthers responded each time down the court with a pair of free throws to secure the win.

Georgia State controlled the game early. After South Alabama made the first basket of the game, the Panthers responded with an 8-0 run, including two 3-pointers by Hollowell, to take an 8-2 lead with 17:48 to play.

The Panthers started the game making six of their first seven shots to push the lead to 14-10. Leading 21-16, Georgia State went on an 11-0 run to double the Jaguars up, 32-16, with 5:33 to play in the first half.

South Alabama responded with a 9-0 run to cut the deficit to 32-25 with 4:06 to play, but the Panthers went into the locker room leading 39-28 due in part to 60.9 percent shooting in the first half.

Sophomore Malik Benlevi and Thomas each scored nine points for the Panthers who went 9-of-19 from 3-point range and shot 59.1 percent from the floor for the game.

GEORGIA STATE 83 (14-7, 7-2)

Player	FG	3P	FT	O	D	Reb	PF	TP	A	TO	Blk	Stl	Min
Hollowell, Jeremy, f.....	6-9	4-5	4-5	0	5	5	4	20	4	4	0	1	36
Clayton, Willie, f.....	1-3	0-0	0-2	0	5	5	3	2	0	1	0	0	25
Benlevi, Malik, g.....	2-5	2-4	3-6	1	2	3	5	9	0	1	1	0	29
Williams, Isaiah, g.....	2-7	0-4	4-4	2	1	3	2	8	2	4	1	1	23
Simonds, D'Marcus, g.....	8-9	0-0	5-8	1	1	2	2	21	5	4	0	3	34
Dennis, Isaiah.....	2-2	0-0	3-6	0	0	0	0	7	0	1	0	2	14
Session, Jordan.....	1-2	0-0	0-0	0	1	1	3	2	0	1	0	0	11
Mitchell, Devin.....	2-4	1-3	0-0	0	0	0	1	5	0	0	0	0	11
Thomas, Jeff.....	2-3	2-3	3-4	0	3	3	1	9	0	2	0	1	17
Totals.....	26-44	9-19	22-35	4	21	25	21	83	11	18	2	8	200

FG%	1st:	14-23	60.9%	2nd:	12-21	57.1%	Game:	59.1%
3FG%	1st:	6-12	50.0%	2nd:	3-7	42.9%	Game:	47.4%
FT%	1st:	5-10	50.0%	2nd:	17-25	68.0%	Game:	62.9%

SOUTH ALABAMA 80 (10-12, 3-6)

Player	FG	3P	FT	O	D	Reb	PF	TP	A	TO	Blk	Stl	Min
MuepoKelly, Don, f.....	2-2	0-0	3-6	1	0	1	3	7	1	2	1	2	19
Ajayi, Josh, f.....	5-10	1-1	2-3	0	4	4	4	13	1	3	0	0	21
Mitchell, Trhae, f.....	1-2	1-1	0-0	1	5	6	0	3	5	2	0	0	21
Williams, Ken, g.....	7-16	3-9	4-4	0	1	1	2	21	3	1	0	0	32
Lee, Dederick, g.....	1-2	1-2	0-0	1	2	3	2	3	2	1	0	1	13
Calhoun, Shaq.....	2-5	1-4	2-2	0	1	1	5	7	1	2	1	2	17
McGee, Herb.....	2-3	1-2	1-1	0	0	0	0	6	0	1	0	1	17
Boyanov, Georgi.....	3-7	0-2	3-4	3	5	8	1	9	1	1	0	0	18
Morris, Kevin.....	0-0	0-0	0-2	0	2	2	2	0	0	0	1	0	4
Davis, Nick.....	1-1	0-0	2-2	2	1	3	5	4	0	1	0	3	18
Stover, Nick.....	2-7	1-5	2-3	1	0	1	3	7	1	3	0	2	20
Totals.....	26-55	9-26	19-27	11	21	32	27	80	15	18	2	11	200

FG%	1st:	11-25	44.0%	2nd:	15-30	50.0%	Game:	47.3%
3FG%	1st:	4-13	30.8%	2nd:	5-13	38.5%	Game:	34.6%
FT%	1st:	2-7	28.6%	2nd:	17-20	85.0%	Game:	70.4%

Score by Periods.....	1st	2nd	Total
Georgia State.....	39	44	83
South Alabama.....	28	52	80

Officials: Sean Casey, Hal Lusk, Jonathan Sterling

Attendance: 2,110

Game 22: Feb. 4, 2017, 2:15 p.m. (ESPN3)**GEORGIA STATE 85, LOUISIANA 82****Georgia State Sports Arena • Atlanta, Ga.**

Freshman D'Marcus Simonds made two free throws with three seconds to play to help Georgia State earn an 85-82 win over Louisiana at the GSU Sports Arena. Simonds led the Panthers with 19 points who won for the seventh-straight time and swept the season series from the Ragin' Cajuns.

Georgia State (15-7, 8-2 Sun Belt) led by as many as 20 midway through the first half, but Louisiana (14-9, 4-6 Sun Belt) continued to chip in to the lead and had a chance to take the lead with under 10 seconds to play, but Bryce Washington missed a lay-up and Isaiah Dennis pulled down the rebound for Georgia State.

Simonds, the reigning Sun Belt Player of the Week, finished 6-of-9 from the floor and 7-of-9 from the free throw line, while pulling down eight rebounds and dishing out three assists.

Sophomore Malik Benlevi added 17 points and five rebounds, while senior Jeremy Hollowell added 16 points and five rebounds.

Frank Bartley IV led Louisiana with 31 points, knocking down seven 3-pointers, while Jay Wright added 20 points. Bryce Washington recorded a double-double with 11 points and 11 rebounds for the Ragin' Cajuns who lost to Georgia State for the fifth time in the last six meetings.

Georgia State came out firing, hitting its first three shots to take an early 7-3 lead with 18:18 remaining. After a Hollowell 3-pointer and free throw, the Panthers pushed the lead to 13-5 before the first media timeout.

Hollowell scored eight-straight points midway through the first half and helped push Georgia State's lead to 30-17 with 9:02 remaining.

Simonds capped a 10-0 Georgia State run to put the Panthers ahead by 20, 37-17, with 8:01 to play.

Louisiana attempted to make a late run at the end of the half scoring six-straight points, but Benlevi hit a 3-pointer at the buzzer to give the Panthers a 52-37 lead at halftime. Georgia State shot 57.1 percent in the first half, including 5-of-12 from 3-point range.

Leading by 11 with just under 17 minutes to play, Georgia State used an 8-0 run to push the lead back to 19, 67-48, with 15:16 remaining.

Louisiana responded with a 9-0 run later in the half to cut Georgia State's lead to 76-69 with 6:47 to play.

A dunk by Wright and lay-up by Johnathan Stove cut Georgia State's lead to just one, 83-82, with 55 seconds to play, but that is as close as Louisiana would get.

The Panthers finished the game shooting 52.5 percent from the floor and knocked down nine 3-pointers. Georgia State's 18 turnovers led to 24 points for Louisiana.

Dennis and sophomore Jeff Thomas each added eight points for Georgia State, while senior Willie Clayton finished with seven.

LOUISIANA 82 (14-9, 4-6)

Player	FG	3P	FT	O	D	Reb	PF	TP	A	TO	Blk	Stl	Min
Miller, Justin, f.....	4-7	0-1	1-2	1	1	2	3	9	4	3	0	0	26
Davis, Jerekus, f.....	1-4	0-1	0-0	0	1	1	3	2	0	0	0	1	12
Washington, Bryce, f.....	4-7	0-0	3-4	6	5	11	2	11	1	2	0	2	37
Wright, Jay, g.....	6-13	1-7	7-9	0	2	2	3	20	7	0	0	3	38
Bartley IV, Frank, g.....	10-18	7-15	4-5	2	4	6	2	31	4	1	0	0	38
Hardy, PJ.....	0-3	0-0	0-0	0	1	1	0	0	2	1	0	1	17
Stove, Johnathan.....	1-3	0-0	0-0	0	1	1	1	2	1	2	0	0	14
Brown, Roydell.....	3-8	0-0	1-2	3	1	4	1	7	0	0	1	1	16
Stalcup, Larenz.....	0-0	0-0	0-0	0	0	0	0	0	0	0	0	0	0
Totals.....	29-63	8-27	16-22	12	17	29	15	82	19	9	1	8	200

FG%	1st:	12-28	42.9%	2nd:	17-35	48.6%	Game:	46.0%
3FG%	1st:	3-12	25.0%	2nd:	5-15	33.3%	Game:	29.6%
FT%	1st:	10-13	76.9%	2nd:	6-9	66.7%	Game:	72.7%

GEORGIA STATE 85 (15-7, 8-2)

Player	FG	3P	FT	O	D	Reb	PF	TP	A	TO	Blk	Stl	Min
Hollowell, Jeremy, f.....	6-11	3-6	1-1	1	4	5	3	16	2	4	1	1	28
Clayton, Willie, f.....	3-4	0-0	1-1	1	2	3	2	7	2	1	0	0	21
Benlevi, Malik, g.....	6-11	3-5	2-2	3	2	5	4	17	1	2	0	1	36
Williams, Isaiah, g.....	2-6	1-4	0-0	0	2	2	0	5	3	3	1	0	24
Simonds, D'Marcus, g.....	6-9	0-1	7-9	2	6	8	3	19	3	4	0	1	34
Dennis, Isaiah.....	3-4	0-0	2-3	1	1	2	2	8	3	2	0	2	16
Donaldson, Austin.....	0-0	0-0	0-0	0	0	0	0	0	0	0	0	0	0+
Session, Jordan.....	2-5	0-1	1-2	2	3	5	2	5	1	0	1	0	16
Mitchell, Devin.....	0-1	0-0	0-0	0	0	0	1	0	0	1	0	0	5
Thomas, Jeff.....	3-8	2-6	0-0	0	2	2	3	8	0	1	0	1	20
Totals.....	31-59	9-24	14-18	10	23	33	20	85	15	18	3	6	200

FG%	1st:	20-35	57.1%	2nd:	11-24	45.8%	Game:	52.5%
3FG%	1st:	5-12	41.7%	2nd:	4-12	33.3%	Game:	37.5%
FT%	1st:	7-8	87.5%	2nd:	7-10	70.0%	Game:	77.8%

Score by Periods.....	1st	2nd	Total
Louisiana.....	37	45	82
Georgia State.....	52	33	85

Officials: Thomas Short, Zeltan Steed, JW Lucas

Attendance: 1,951



Game 23: Feb. 6, 2017, 7 p.m. (ESPN3)

GEORGIA STATE 69, UL MONROE 55

Georgia State Sports Arena • Atlanta, Ga.

Led by 19 points from senior Jeremy Hollowell, Georgia State earned its eighth-straight win with a 69-55 victory over UL Monroe at the GSU Sports Arena. The streak is tied for the third-longest in school history and among the top 10 in the country.

Georgia State (16-7, 9-2 Sun Belt) entered the night in a three-way tie atop the conference standings and won for the ninth time in 10 games in 2017. Four Panthers finished in double figures as sophomore Malik Benlevi added 14 points and six rebounds, knocking down 4-of-7 from 3-point range. The Panthers finished with 11 3-pointers as a team.

Hollowell grabbed six rebounds, while going 8-of-14 from the floor and 3-of-6 from 3-point range.

UL Monroe (7-17, 1-10 Sun Belt) was led by senior Nick Coppola who scored 16 points, grabbed six rebounds and dished out four assists, playing all 40 minutes.

The Panthers won for the seventh time in the last eight meetings with the Warhawks and swept the season series.

The Panthers turned the ball over a season-low five times, while forcing the Warhawks into 15 turnovers which led to 21 points. Georgia State finished the game with nine steals and eight blocked shots.

Georgia State dominated the first half from the opening tip, taking a quick 8-0 lead as Hollowell knocked down back-to-back 3-pointers to start the game.

Leading 15-8, the Panthers hit 3-pointers on three-straight attempts down the court to go on a 9-0 run and lead 24-8 with 8:32 remaining in the half.

On Benlevi's third 3-pointer of the opening half, Georgia State had UL Monroe doubled-up, 40-20, with just over a minute to play. The Panthers went into the locker room leading 40-26 after forcing 11 turnovers which led to 15 points.

UL Monroe continued to chip into Georgia State's lead throughout the second half and got as close as 53-44 on a lay-up by Roderick Taylor with 10:14 to play before the Panthers responded and pushed the lead back to as many as 18 with just over four minutes to play.

Senior Willie Clayton finished with eight points, five rebounds and three blocked shots. He moved to within three points for 1,000 for his career.

Freshman D'Marcus Simonds added 10 points and six rebounds, while junior Isaiah Williams added 11 points and three assists.

Travis Munnings added 15 points and six rebounds for UL Monroe.

UL MONROE 55 (7-17, 1-10)

Player	FG	3P	FT	O	D	Reb	PF	TP	A	TO	Blk	Stl	Min
Munnings, Travis, f.....	6-12	3-5	0-1	1	5	6	2	15	2	3	0	0	26
McDaniel, Sam, f.....	2-6	1-3	0-1	1	4	5	0	5	1	2	0	0	20
Alabakis, Sam, c.....	0-1	0-0	0-0	1	1	2	4	0	0	0	0	0	19
Washington, Marcus, g.....	1-4	0-0	0-0	1	1	2	0	2	2	2	0	0	14
Coppola, Nick, g.....	6-12	4-9	0-0	1	5	6	3	16	4	2	0	0	40
Jean-Pierre, Marvin.....	2-8	0-2	0-0	1	3	4	1	4	1	1	0	1	25
Cooper, Prince.....	0-2	0-0	0-0	0	1	1	0	0	1	2	0	0	8
Taylor, Roderick.....	2-2	0-0	1-3	2	3	5	4	5	0	2	2	0	21
Martin, Wade.....	3-10	0-4	2-2	2	1	3	1	8	1	1	0	0	27
Totals.....	22-57	8-23	3-7	13	26	39	15	55	12	15	2	1	200
FG% 1st:	10-25	40.0%	2nd:	12-32	37.5%	Game:	38.6%						
3FG% 1st:	6-12	50.0%	2nd:	2-11	18.2%	Game:	34.8%						
FT% 1st:	0-0	0.0%	2nd:	3-7	42.9%	Game:	42.9%						

GEORGIA STATE 69 (16-7, 9-2)

Player	FG	3P	FT	O	D	Reb	PF	TP	A	TO	Blk	Stl	Min
Hollowell, Jeremy, f.....	8-14	3-6	0-0	1	5	6	1	19	2	0	0	1	32
Clayton, Willie, f.....	4-4	0-0	0-2	2	3	5	2	8	0	1	3	0	23
Benlevi, Malik, g.....	5-11	4-7	0-0	1	5	6	1	14	2	0	1	2	29
Williams, Isaiah, g.....	3-7	3-6	2-3	0	2	2	2	11	3	1	1	0	30
Simonds, D'Marcus, g.....	4-7	0-1	2-5	2	4	6	1	10	4	1	0	2	32
Felton, Nile.....	0-0	0-0	0-0	0	0	0	0	0	0	0	0	0	1
Dennis, Isaiah.....	0-3	0-0	2-3	1	0	1	0	2	0	1	0	2	10
Session, Jordan.....	1-4	0-1	0-0	0	1	1	0	2	1	1	1	0	14
Mitchell, Devin.....	0-1	0-1	0-0	0	0	0	1	0	0	0	1	0	7
Thomas, Jeff.....	1-5	1-4	0-0	0	3	3	4	3	0	0	1	2	21
Cagle, Carter.....	0-0	0-0	0-0	0	0	0	0	0	0	0	0	0	1
Totals.....	26-56	11-26	6-13	8	24	32	12	69	12	5	8	9	200
FG% 1st:	14-29	48.3%	2nd:	12-27	44.4%	Game:	46.4%						
3FG% 1st:	7-14	50.0%	2nd:	4-12	33.3%	Game:	42.3%						
FT% 1st:	5-5	100.0%	2nd:	1-8	12.5%	Game:	46.2%						

Score by Periods.....	1st	2nd	Total
UL Monroe.....	26	29	55
Georgia State.....	40	29	69

Officials: Karl Hess, Doug Simons, Gerald Williams

Attendance: 1,015

Game 24: Feb. 11, 2017, 3:30 p.m. (ESPN3)

APPALACHIAN STATE 77, GEORGIA STATE 72

Holmes Convocation Center • Boone, N.C.

Georgia State could not overcome 14 3-pointers by Appalachian State and saw its eight-game win streak snapped with a 77-72 loss at the Holmes Convocation Center.

Georgia State (16-8, 9-3 Sun Belt) lost for the third-straight time in Boone despite shooting 53.4 percent from the floor. Freshman D'Marcus Simonds scored a team-high 16 points, while junior Isaiah Williams added 15.

Appalachian State (7-16, 2-10 Sun Belt) was led by Patrick Good who scored 15 points, knocking down five 3-pointers. Ronshad Shabazz added 14 points and seven rebounds, while Jake Babic and Emarius Logan each scored 10 points.

Georgia State held the Mountaineers to just 36.9 percent shooting, but the Panthers went 5-of-15 from the free throw line and Appalachian State hit 14-of-36 from 3-point range.

The Panthers eight-game winning streak had been tied for the eighth-longest in the country and tied for third-longest in program history. The loss also snapped the Panthers four-game road winning streak.

The Panthers outscored the Mountaineers 38-18 in the paint, but turned the ball over 18 times.

Georgia State took an early 8-3 lead before Shabazz knocked down back to back 3-pointers to give the Mountaineers an 11-10 lead with 16:04 to play.

The Panthers led 34-28 with 2:01 to play, before Appalachian State went on a 7-0 run to take just its second lead of the game, 35-34, with 52.5 seconds to play. Devin Mitchell responded with a 3-pointer to retake the lead for Georgia State which went into the locker room with a 39-35 lead.

Shooting 50.0 percent in the first half, the Panthers led by as many as eight points and trailed for just 21 seconds.

On a 3-pointer by Jordan Session with 11:49 to play, Georgia State matched its largest-lead of the game, 56-48.

Appalachian State responded with a 12-3 run to take a 60-59 lead with 9:48 to play.

The Mountaineers finally took more than a single-possession lead on a 3-pointer by Good with 2:33 to play to take a 72-67 lead. Senior Jeremy Hollowell would knock down a 3-pointer on the next possession, but the Panthers would never get closer than two.

Hollowell just missed a double-double with 10 points and eight rebounds, while Isaiah Dennis matched a season-high with 10 points. He scored a career-high 18 points in Boone last year.

Isaac Johnson just missed a double-double with nine points and 11 rebounds for Appalachian State.

GEORGIA STATE 72 (16-8, 9-3)

Player	FG	3P	FT	O	D	Reb	PF	TP	A	TO	Blk	Stl	Min
Hollowell, Jeremy, f.....	4-13	1-4	1-2	0	8	8	4	10	1	2	1	1	31
Clayton, Willie, f.....	1-3	0-0	0-6	3	1	4	3	2	0	2	1	0	19
Benlevi, Malik, g.....	2-2	0-0	2-3	0	4	4	3	6	0	1	0	0	34
Williams, Isaiah, g.....	7-14	1-4	0-0	0	3	3	1	15	3	1	0	2	29
Simonds, D'Marcus, g.....	7-13	0-0	2-2	0	3	3	5	16	3	6	0	0	26
Dennis, Isaiah.....	5-6	0-0	0-0	0	2	2	0	10	1	3	0	0	16
Donaldson, Austin.....	0-0	0-0	0-0	0	0	0	0	0	0	0	0	0	3
Session, Jordan.....	3-3	1-1	0-2	2	2	4	2	7	0	0	0	0	19
Mitchell, Devin.....	1-2	1-2	0-0	1	3	4	1	3	2	1	0	0	9
Thomas, Jeff.....	1-2	1-2	0-0	0	2	2	2	3	0	1	3	2	14
Totals.....	31-58	5-13	5-15	7	30	37	21	72	10	18	5	5	200
FG% 1st:	18-36	50.0%	2nd:	13-22	59.1%	Game:	53.4%						
3FG% 1st:	1-7	14.3%	2nd:	4-6	66.7%	Game:	38.5%						
FT% 1st:	2-7	28.6%	2nd:	3-8	37.5%	Game:	33.3%						

APPALACHIAN STATE 77 (7-16, 2-10)

Player	FG	3P	FT	O	D	Reb	PF	TP	A	TO	Blk	Stl	Min
Kinney, Griffin, f.....	0-4	0-0	4-6	2	6	8	2	4	0	2	0	0	25
Hinton, Craig, f.....	1-4	1-3	0-0	0	1	1	2	3	2	2	0	0	11
Johnson, T., Tyrell, f.....	1-3	0-0	1-4	2	2	4	4	3	0	1	1	1	14
Shabazz, Ronshad, g.....	5-17	2-10	2-2	1	6	7	0	14	2	1	0	3	32
Logan, Emarius, g.....	2-6	2-6	4-4	0	1	1	1	10	5	3	0	0	29
Johnson, Isaac.....	4-6	0-0	1-1	5	6	11	1	9	1	4	2	1	29
Good, Patrick.....	5-9	5-9	0-0	1	0	1	3	15	1	1	0	1	25
Holley, Bennett.....	3-5	3-4	0-0	0	1	1	4	9	0	0	0	0	13
Babic, Jake.....	3-11	1-4	3-4	1	1	2	0	10	5	0	0	0	22
Totals.....	24-65	14-36	15-21	14	25	39	17	77	16	14	3	6	200
FG% 1st:	13-36	36.1%	2nd:	11-29	37.9%	Game:	36.9%						
3FG% 1st:	6-17	35.3%	2nd:	8-19	42.1%	Game:	38.9%						
FT% 1st:	3-7	42.9%	2nd:	12-14	85.7%	Game:	71.4%						

Score by Periods.....	1st	2nd	Total
Georgia State.....	39	33	72
Appalachian State.....	35	42	77

Officials: Glenn Tuitt, Jeremy Mosier, Sean Casey

Attendance: 2,169



Game 25: Feb. 13, 2017, 7 p.m.

COASTAL CAROLINA 65, GEORGIA STATE 64

HTC Center • Conway, S.C.

A 3-pointer by Isaiah Williams was just off the mark as the buzzer sounded as Coastal Carolina survived for a 65-64 win over Georgia State at the HTC Center.

Georgia State (16-9, 9-4 Sun Belt) lost its second-straight game following an eight-game winning streak. Coastal Carolina (13-13, 8-5 Sun Belt) came back from as many as eight down in the second half to defeat a first place conference opponent for the second-straight game.

Demario Beck's putback with 3.5 seconds left proved to be the winner for Coastal Carolina which shot just 35.2 percent from the floor. Beck finished with 15 points and nine rebounds.

Senior Jeremy Hollowell led the Panthers with 16 points on 7-of-13 shooting, pulling down six rebounds. Williams, who has been a hero before for Georgia State, finished with 14 points and five rebounds.

Coastal Carolina took an early 7-2 lead with 16:18 to play before Georgia State used a 6-0 run to move ahead 8-7 with 14:51 remaining.

The Chanticleers led for most of the first 10 minutes before a lay-up by Hollowell with 8:21 to play put the Panthers ahead for good in the opening 20 minutes.

Georgia State held Coastal Carolina without a field goal for more than six minutes toward the end of the half, building as much as a seven point lead before going into the locker room leading 29-25.

GSU held the Chanticleers to just 24.1 percent shooting in the first half. The two teams combined to go just 5-of-25 from 3-point range in the first 20 minutes.

With Georgia State leading 42-34, Coastal Carolina responded with an 8-0 run to tie the game with 12:35 remaining before a Hollowell jumper gave the Panthers the lead again.

Despite Georgia State leading most of the second half, Coastal Carolina tied the game 62-62 when Elijah Wilson was fouled shooting a 3-pointer and made all three free throws.

Williams responded by making a pair of free throws for the Panthers with 1:10 remaining, before Beck got the Chanticleers within one with a made free throw with 53 seconds remaining.

When Williams missed a lay-up for the Panthers with 28 seconds to play, Coastal Carolina was able to set-up the game winning shot.

Junior Jordan Session earned the start and finished with 12 points and six rebounds. D'Marcus Simonds added 10 points and four rebounds for the Panthers.

With a basket late in the first half, senior Willie Clayton scored the 1,000th point of his career.

Wilson added 15 points for Coastal Carolina which shot 9-of-26 from 3-point range. Before fouling out, Colton Ray-St. Cyr scored 13 points and grabbed seven rebounds.

GEORGIA STATE 64 (16-9, 9-4)

Player	FG	3P	FT	O	D	Reb	PF	TP	A	TO	Blk	Stl	Min
Hollowell, Jeremy, f.....	7-13	15-	1-2	0	6	6	4	16	0	3	1	0	30
Session, Jordan, f.....	3-6	1-2	5-6	1	5	6	5	12	0	3	1	1	30
Benlevi, Malik, g.....	1-2	0-1	0-0	0	4	4	3	2	2	1	0	0	23
Williams, Isaiah, g.....	5-12	0-4	4-4	0	5	5	0	14	2	1	0	1	32
Simonds, D'Marcus, g.....	3-7	1-2	3-4	2	2	4	2	10	2	2	0	0	33
Dennis, Isaiah.....	2-4	0-0	1-1	0	2	2	3	5	0	0	0	1	12
Clayton, Willie.....	1-3	0-0	0-0	3	0	3	3	2	0	1	1	0	10
Mitchell, Devin.....	1-3	1-3	0-0	0	2	2	0	3	0	0	0	0	9
Thomas, Jeff.....	0-2	0-0	0-0	1	1	2	0	0	0	0	2	0	21
Totals.....	23-52	4-17	14-17	7	27	34	20	64	6	11	5	3	200
FG% 1st:	13-29	44.8%	2nd:	10-23	43.5%	Game:	44.2%						
3FG% 1st:	1-11	9.1%	2nd:	3-6	50.0%	Game:	23.5%						
FT% 1st:	2-2	100.0%	2nd:	12-15	80.0%	Game:	82.4%						

COASTAL CAROLINA 65 (13-13, 8-5)

Player	FG	3P	FT	O	D	Reb	PF	TP	A	TO	Blk	Stl	Min
Beck, Demario, f.....	5-10	0-0	5-7	3	6	9	1	15	1	0	0	1	31
Shaw, Jaylen, g.....	3-6	3-5	2-2	0	0	0	1	11	0	3	0	0	30
Wiggins, Shivaughn, g.....	2-5	1-3	2-3	0	1	1	1	7	5	1	0	1	37
Wilson, Elijah, g.....	4-14	4-12	3-3	2	1	3	2	15	2	1	0	0	35
Ray-St Cyr, Colton, g.....	4-7	1-4	4-4	1	6	7	5	13	1	2	0	0	28
Holmes, Jr., Kevin.....	0-0	0-0	0-0	0	3	3	2	0	0	0	0	0	6
Labinowicz, Artur.....	1-7	0-2	0-1	4	6	10	2	2	1	3	0	1	24
Williams-Powell, Jos.....	0-5	0-0	2-3	1	0	1	1	2	0	3	1	0	9
Totals.....	19-54	9-26	18-23	11	23	34	15	65	10	13	1	3	200
FG% 1st:	7-29	24.1%	2nd:	12-25	48.0%	Game:	35.2%						
3FG% 1st:	4-14	28.6%	2nd:	5-12	41.7%	Game:	34.6%						
FT% 1st:	7-7	100.0%	2nd:	11-16	68.8%	Game:	78.3%						

Score by Periods.....1st 2nd Total
 Georgia State.....29 35 64
 Coastal Carolina.....25 40 65
 Officials: Anthony Jordan, Chuck Jones, Landon Brandes

Attendance: 2,061

Game 26: Feb. 23, 2017, 2:15 p.m. (ESPN3)

UT ARLINGTON 68, GEORGIA STATE 67

Georgia State Sports Arena • Atlanta, Ga.

Erick Neal's 3-pointer with one-second to play gave UT Arlington a 68-67 come-from-behind win over Georgia State on at the GSU Sports Arena.

Georgia State (16-10, 9-5 Sun Belt) lost for the third-straight time following an eight-game winning streak. UT Arlington (20-6, 10-3 Sun Belt) overcame a 15-point second half deficit to win for the fourth-straight time and remain in first place in the conference with two weeks to play.

Senior Jeremy Hollowell led the Panthers with 19 points and six rebounds, while freshman D'Marcus Simonds finished with 11 points.

Kevin Hervey paced the Mavericks with a double-double of 17 points and 10 rebounds, while Drew Charles added 16 points.

Georgia State led by 15, 53-38 with 11:05 to play following a thunderous dunk by senior Isaiah Dennis, however, the Mavericks responded with a 14-0 run to cut the Georgia State lead to one, 53-52, with 7:11 to play.

After UT Arlington tied the game 55-55 with 5:42 remaining, Simonds scored five-straight GSU points to put the Panthers back ahead 60-55.

With 1:02 to play, GSU led 65-61 following a Jorge Bilbao free throw and still lead by three after Hervey knocked down a free throw with 55.2 seconds to play. Jalen Jones, who finished 1-of-6 from 3-point range, made his only trey with 44 seconds to play to tie the game 65-65. Simonds responded with a jumper for Georgia State with 20 seconds remaining to put the Panthers back ahead by two. After a timeout, the Mavericks were able to set-up what proved to be the game winning 3-pointer.

Georgia State opened the game missing its first six shots, before a Hollowell 3-pointer put the Panthers on the board with 17:24 remaining.

The Panthers trailed for nearly 14 of the first 20 minutes of the game and were down five, 21-16, with 5:50 to play.

Trailing 23-20, Georgia State went on a 9-0 run, capped by an Isaiah Williams lay-up, to lead 29-23 with 1:53 to play. Thomas scored five during the run which allowed the Panthers to go into the half leading 31-27.

Senior Willie Clayton finished with eight points and eight rebounds for the Panthers, while junior Isaiah Williams added nine. Sophomore Malik Benlevi chipped in six points, seven rebounds and three assists.

Bilbao and Jones each scored 11 points for the Mavericks, who despite shooting 35.5 percent, managed to force Georgia State in 21 turnovers.

UT ARLINGTON 68 (20-6, 10-3)

Player	FG	3P	FT	O	D	Reb	PF	TP	A	TO	Blk	Stl	Min
Hervey, Kevin, f.....	7-16	2-8	1-3	1	9	10	1	17	5	2	1	1	34
Bilbao, Jorge, f.....	3-7	0-0	5-7	2	3	5	2	11	2	2	0	2	27
Neal, Erick, g.....	3-10	3-8	0-0	2	5	7	1	9	3	1	0	1	36
Charles, Drew, g.....	4-8	4-8	4-6	0	1	1	3	16	3	1	0	3	24
Jones, Jalen, g.....	3-14	1-6	4-4	3	2	5	2	11	1	2	0	2	28
Bryant, DJ.....	0-0	0-0	0-0	0	0	0	4	0	0	3	0	0	5
Hawkins, Nathan.....	0-1	0-1	0-0	0	1	1	0	0	3	1	0	1	13
Wilson, Kaelon.....	1-3	0-0	0-0	0	0	0	4	2	2	2	0	3	14
Harris, Julian.....	0-1	0-0	0-0	0	1	1	1	0	0	1	0	0	8
Kabadyundi, Link.....	0-0	0-0	0-0	0	0	0	0	0	0	0	0	0	4
Pope, Faith.....	1-2	0-0	0-0	1	1	2	0	2	0	0	0	0	7
Totals.....	22-62	10-31	14-20	10	24	34	18	68	17	16	1	13	200
FG% 1st:	10-29	34.5%	2nd:	12-33	36.4%	Game:	35.5%						
3FG% 1st:	2-9	22.2%	2nd:	8-22	36.4%	Game:	32.3%						
FT% 1st:	5-9	55.6%	2nd:	9-11	81.8%	Game:	70.0%						

GEORGIA STATE 67 (16-10, 9-5)

Player	FG	3P	FT	O	D	Reb	PF	TP	A	TO	Blk	Stl	Min
Hollowell, Jeremy, f.....	6-16	3-8	4-4	1	5	6	5	19	1	3	1	0	26
Session, Jordan, f.....	0-4	0-2	0-0	1	1	2	0	0	0	1	1	0	16
Benlevi, Malik, g.....	2-4	1-3	1-3	1	6	7	5	6	3	1	1	2	30
Williams, Isaiah, g.....	3-8	1-4	2-2	1	1	2	1	9	2	2	0	1	26
Simonds, D'Marcus, g.....	5-8	1-2	0-2	0	4	4	1	11	1	4	1	1	28
Dennis, Isaiah.....	3-3	0-0	0-0	0	3	3	3	6	5	3	0	1	22
Donaldson, Austin.....	0-0	0-0	0-0	0	0	0	0	0	0	1	0	0	0+
Clayton, Willie.....	4-4	0-0	0-1	4	4	8	3	8	1	4	0	0	21
Mitchell, Devin.....	0-2	0-0	0-0	0	1	1	0	0	0	0	0	0	7
Thomas, Jeff.....	3-8	2-6	0-0	0	4	4	0	8	2	1	3	1	24
Totals.....	26-57	8-27	7-12	8	34	42	18	67	15	21	7	6	200
FG% 1st:	13-33	39.4%	2nd:	13-24	54.2%	Game:	45.6%						
3FG% 1st:	3-14	21.4%	2nd:	5-13	38.5%	Game:	29.6%						
FT% 1st:	2-3	66.7%	2nd:	5-9	55.6%	Game:	58.3%						

Score by Periods.....1st 2nd Total
 UT Arlington.....27 41 68
 Georgia State.....31 36 67
 Officials: Karl Hess, Todd Austin, Matthew Potter

Attendance: 1,800



Game 27: Feb. 20, 2017, 7 p.m. (ESPN3)

GEORGIA STATE 67, TEXAS STATE 51

Georgia State Sports Arena • Atlanta, Ga.

Led by 18 points from D'Marcus Simonds, Georgia State earned an impressive and important 67-51 win over Texas State at the GSU Sports Arena. The Panthers shot 69.2 percent in the second half, missing just one two-point field goal.

Georgia State (17-10, 10-5 Sun Belt) snapped a three-game losing streak, the last two of which were one point losses at the buzzer. It also put the Panthers in prime position for a first round bye in the conference tournament with three games to play.

Simonds finished the game going 7-of-11 from the floor while senior Jeremy Hollowell did the same, finishing with 16 points and five rebounds.

Redshirt-sophomore Devin Mitchell came off the bench to score 14 points, just one shy of a career-high, knocking down three 3-pointers. Sophomore Jeff Thomas added nine points as Georgia State's bench scored 25 on the night.

Texas State (15-11, 8-6 Sun Belt) had three players score in double figures, led by Nijal Pearson who finished with 17 points and five rebounds.

GSU got off to a slow start and trailed 10-5 with 13:39 remaining before finally taking its first lead of the game, 13-12, with 10:25 left in the opening half.

As part of a 7-0 run, capped by a 3-pointer from Mitchell, Georgia State pushed its lead to 16-12 with 9:32 to play in the first half.

Texas State immediately responded with an 8-0 run to build a 22-18 lead with 3:41 remaining, as the Panthers were held scoreless for nearly five minutes.

The Panthers finished the opening half on a 6-0 run and went into the locker room leading 24-22. Georgia State was held to just 40.9 percent shooting, but limited the Bobcats to 1-of-9 shooting from 3-point range and forced seven turnovers to lead at the midway point.

After a slow start in the first half, Georgia State made five of its first seven shots to start the second half, as Simonds scored six-straight GSU points at one point to give the Panthers a 40-34 lead with 13:31 to play.

Leading 41-37, Georgia State used a 10-0 run, capped by back-to-back 3-pointers from Mitchell, to take a 51-37 lead with 10:37 remaining.

A 7-0 run, capped by a Hollowell 3-pointer with 4:36 to play, gave Georgia State a 58-43 lead that proved to be too much for the Bobcats to overcome.

With the win, senior Isaiah Dennis has now been a part of 83 wins in his four years, tied for the second-most in program history and just four shy of the all-time best four-year mark in school history.

GSU finished the game shooting 56.3 percent, turning the ball over just 10 times.

Kavin Gilder-Tilbury added 12 points for Texas State, while Ojai Black scored 10. Texas State made just 4-of-16 from 3-point range on the night.

TEXAS STATE 51

(15-11, 8-6)

Player	FG	3P	FT	O	D	Reb	PF	TP	A	TO	Blk	Stl	Min
Gilder-Tilbury, Kavin, f.....	4-10	2-5	2-2	2	2	4	1	12	3	1	0	0	36
King, Immanuel, f.....	2-6	0-0	0-0	1	0	1	3	4	1	1	1	0	27
Conley, Bobby, g.....	0-5	0-5	1-2	1	5	6	2	1	1	1	0	0	26
Black, Ojai, g.....	5-7	0-0	0-4	1	1	2	1	10	3	3	1	2	33
Pearson, Nijal, g.....	7-11	1-3	2-2	2	3	5	3	17	1	3	0	1	29
Josephs, Nathan.....	0-0	0-0	0-0	0	0	0	0	0	0	0	0	0	2
Julien, Courtney.....	0-1	0-0	0-0	0	0	0	0	0	1	0	0	0	2
Blount, Tyler.....	0-1	0-0	0-0	0	0	0	0	0	0	0	0	0	8
Duncan, Deris.....	0-0	0-0	0-0	0	0	0	0	0	0	0	0	0	2
Starwood, Maxwell.....	1-1	0-0	0-0	0	0	0	0	2	0	0	0	0	2
Davis, Marlin.....	1-4	1-2	0-0	1	1	2	0	3	1	0	0	1	15
Prijovic, Nedeljko.....	1-3	0-1	0-0	1	0	1	1	2	0	2	0	0	18
Totals.....	21-49	4-16	5-10	9	14	23	11	51	11	11	2	4	200

FG%	1st:	9-25	36.0%	2nd:	12-24	50.0%	Game:	42.9%
3FG%	1st:	1-9	11.1%	2nd:	3-7	42.9%	Game:	25.0%
FT%	1st:	3-4	75.0%	2nd:	2-6	33.3%	Game:	50.0%

GEORGIA STATE 67

(17-10, 10-5)

Player	FG	3P	FT	O	D	Reb	PF	TP	A	TO	Blk	Stl	Min
Hollowell, Jeremy, f.....	7-11	2-5	0-0	2	3	5	2	16	1	3	1	2	32
Session, Jordan, f.....	1-2	0-0	0-0	0	1	1	1	2	0	0	1	0	11
Benlevi, Malik, g.....	2-6	1-4	1-2	1	1	2	3	6	2	0	3	0	28
Williams, Isaiah, g.....	0-1	0-1	0-0	0	0	0	0	0	0	1	0	0	4
Simonds, D'Marcus, g.....	7-11	0-1	4-5	1	2	3	1	18	2	3	1	0	34
Dennis, Isaiah.....	0-1	0-0	0-0	0	2	2	3	0	4	1	0	1	22
Clayton, Willie.....	1-1	0-0	0-0	0	7	7	1	2	1	0	0	0	20
Mitchell, Devin.....	5-9	3-7	1-2	0	0	0	1	14	1	0	0	0	21
Thomas, Jeff.....	4-6	1-3	0-0	0	4	4	0	9	2	0	0	1	28
Totals.....	27-48	7-21	6-9	5	20	25	12	67	13	10	6	4	200

FG%	1st:	9-22	40.9%	2nd:	18-26	69.2%	Game:	56.3%
3FG%	1st:	2-9	22.2%	2nd:	5-12	41.7%	Game:	33.3%
FT%	1st:	4-6	66.7%	2nd:	2-3	66.7%	Game:	66.7%

Score by Periods	1st	2nd	Total
Texas State	22	29	51
Georgia State	24	43	67

Officials: Ray Natili, Jonathan Sterling, Brent Hampton

Attendance: 1,406

Game 28: Feb. 25, 2017, 7 p.m.

GEORGIA STATE 71, LITTLE ROCK 54

Jack Stephens Center • Little Rock, Ark.

Led by a career-high 16 points off the bench from Devin Mitchell, Georgia State earned a 71-54 win over Little Rock on Saturday night at the Jack Stephens Center. Mitchell went 6-of-12 from the floor and knocked down three 3-pointers, while spurring a defense that held the Trojans to just 38.0 percent shooting.

Georgia State (18-10, 11-5 Sun Belt) won its second-straight game and moved into a tie for second-place in the conference standings with two games to play. The Panthers 18 wins are now seventh-most in program history, while senior Isaiah Dennis was a part of his 84th win, second-most in school history.

Little Rock (13-15, 4-11 Sun Belt) lost for the eighth time in the last nine games after being outrebounded 42-29.

Sophomore Malik Benlevi just missed a double-double with seven points and nine rebounds, while Dennis added nine points and six rebounds. Senior Willie Clayton also just missed a double-double with nine points and seven rebounds.

Georgia State got off to a slow start as Little Rock scored the first five points of the game and took an early 9-3 lead before Clayton scored five-straight GSU points to cut the deficit to 9-8 with 14:40 to play in the first half.

Little Rock used a 6-0 run to push its lead to 17-11 midway thru the half. Starting to warm-up from the floor, the Panthers got back into the game and following a steal and dunk by Benlevi, tied the game 23-23 with 5:18 to play.

A lay-up and made free throw by Mitchell gave Georgia State its first lead, 26-25, with 3:00 to play as the Panthers went into the locker room leading 31-30 despite shooting just 34.5 percent in the opening 20 minutes.

Georgia State scored the first five points of the second half to push the lead to 37-30 with 17:57 remaining.

Mitchell went a stretch of scoring seven-straight GSU points to help build a 46-38 lead with 12:17 to play.

The Panthers pushed the lead into double digits, 53-41, with 8:40 to play, and never allowed the Trojans to get closer than eight points again.

Freshman D'Marcus Simonds added 10 points, while senior Jeremy Hollowell, celebrating his 23rd birthday, finished with seven points. Junior Jordan Session added five points and five rebounds, while Jeff Thomas scored eight after earning the start.

Lis Shoshi led Little Rock with 12 points, while Kemy Osse added 11 points.

GEORGIA STATE 71

(18-10, 11-5)

Player	FG	3P	FT	O	D	Reb	PF	TP	A	TO	Blk	Stl	Min
Hollowell, Jeremy, f.....	3-15	1-7	0-0	1	2	3	3	7	1	1	1	0	36
Session, Jordan, f.....	2-5	0-1	1-1	1	4	5	2	5	0	0	1	0	18
Dennis, Isaiah, g.....	2-4	0-0	5-6	1	5	6	2	9	4	1	0	2	33
Simonds, D'Marcus, g.....	2-4	1-2	5-6	0	3	3	4	10	1	3	0	0	22
Thomas, Jeff, g.....	3-4	2-3	0-0	1	0	1	2	8	0	0	1	0	13
Benlevi, Malik.....	3-8	0-3	1-3	2	7	9	1	7	0	1	1	2	32
Donaldson, Austin.....	0-0	0-0	0-0	0	1	1	0	0	0	0	0	0	0+
Williams, Isaiah.....	0-0	0-0	0-0	0	0	0	0	0	0	0	0	0	6
Clayton, Willie.....	3-3	0-0	3-3	3	4	7	4	9	0	0	1	0	17
Mitchell, Devin.....	6-12	3-8	1-1	0	2	2	0	16	1	0	0	0	23
Totals.....	24-55	7-24	16-20	10	32	42	18	71	7	6	5	4	200

FG%	1st:	10-29	34.5%	2nd:	14-26	53.8%	Game:	43.6%
3FG%	1st:	3-12	25.0%	2nd:	4-12	33.3%	Game:	29.2%
FT%	1st:	8-9	88.9%	2nd:	8-11	72.7%	Game:	80.0%

LITTLE ROCK 54

(13-15, -411)

Player	FG	3P	FT	O	D	Reb	PF	TP	A	TO	Blk	Stl	Min
Hill, Maurius, f.....	2-7	0-2	1-2	1	4	5	2	5	1	2	1	1	33
Shoshi, Lis, f.....	5-9	0-1	2-6	0	2	2	4	12	0	1	1	0	18
Billings, Stetson, f.....	1-4	0-2	2-2	0	2	2	1	4	3	0	0	1	25
Johnson, Jr., Marcus, g.....	2-7	2-6	0-0	0	4	4	1	6	4	2	0	0	40
Osse, Kemy, g.....	4-11	3-7	0-0	1	3	4	2	11	1	0	0	0	29
Jackson, Jalen.....	3-7	2-3	1-1	1	3	4	3	9	2	0	0	0	19
Jones, Andre.....	0-3	0-1	3-4	2	2	4	0	3	1	0	0	1	16
Black, Oliver.....	2-2	0-0	0-2	0	0	0	1	4	1	2	0	0	13
Marcus, Ben.....	0-0	0-0	0-1	0	2	2	1	0	0	0	0	0	4
Burns, Deondre.....	0-0	0-0	0-0	0	0	0	2	0	0	1	0	0	3
Totals.....	19-50	7-22	9-18	6	23	29	17	54	13	8	2	3	200

FG%	1st:	12-28	42.9%	2nd:	7-22	31.8%	Game:	38.0%
3FG%	1st:	3-10	30.0%	2nd:	4-12	33.3%	Game:	31.8%
FT%	1st:	3-6	50.0%	2nd:	6-12	50.0%	Game:	50.0%

Score by Periods	1st	2nd	Total
Georgia State	31	40	71
Little Rock	30	24	54

Officials: Sean Casady, Marques Pettigrew, Joey Richardson

Attendance: 3,830



Game 29: Feb. 27, 2017, 8 p.m. (ESPN3)

ARKANSAS STATE 78, GEORGIA STATE 67

Convocation Center • Jonesboro, Ark.

Georgia State could not overcome a cold-shooting night and fell to Arkansas State 78-67 in the regular season road finale on Monday night at the Convocation Center.

Senior Willie Clayton just missed a double-double with 10 points and nine rebounds, while senior Jeremy Hollowell led the Panthers with 15 points and six rebounds.

Georgia State (18-11, 11-6 Sun Belt) shot just 36.2 percent from the floor and was held to 8-of-26 shooting from 3-point range.

Arkansas State (20-8, 11-5 Sun Belt) had five players finish in double figures, led by Devin Carter who scored 20 points. Jahmiah Simmons finished with a double-double of 15 points and 11 rebounds for the Red Wolves who moved one-half game back ahead of the Panthers in the conference standings.

After Arkansas State took an early 5-0 lead, Georgia State held the Red Wolves without a field goal for the next six minutes and tied the game 12-12 on a 3-pointer by Devin Mitchell with 11:51 remaining.

The Panthers took their first lead of the game when Isaiah Dennis made a lay-up and was fouled going to the hoop. The senior made the free throw and Georgia State led 17-16 with 10:20 remaining.

Unfortunately, 31.6 percent shooting in the first half by Georgia State allowed Arkansas State to go into the locker room leading 34-28.

D'Marcus Simonds knocked down three 3-pointers in the first four minutes of the second half, but Arkansas State slowly started to pull away and took a 61-48 lead with 9:31 to play.

Georgia State was able to cut it back to single-digits in the final few minutes before the Red Wolves pulled away one last time.

Simonds finished with 14 points and seven rebounds for Georgia State, while Austin Donaldson came off the bench to score six. Mitchell and Jordan Session each also finished with six points, while Malik Benlevi scored seven.

Deven Simms added 13 points for the Red Wolves, while Rashad Lindsey and Connor Kern each scored 12. Arkansas State shot 45.1 percent from the floor and went 9-of-19 from 3-point range.

GEORGIA STATE 67 (18-11, 11-6)

Player	FG	3P	FT	O	D	Reb	PF	TP	A	TO	Blk	Stl	Min
Hollowell, Jeremy, f.....	5-15	0-6	5-6	2	4	6	3	15	4	1	0	1	37
Session, Jordan, f.....	3-6	0-2	0-0	0	3	3	4	6	0	0	0	0	16
Benlevi, Malik, g.....	2-6	2-3	1-2	2	2	4	3	7	0	0	0	1	27
Dennis, Isaiah, g.....	1-3	0-0	1-1	1	1	2	4	3	3	2	0	0	17
Simonds, D'Marcus, g.....	5-17	4-6	0-0	3	4	7	2	14	2	2	0	2	34
Felton, Nile.....	0-0	0-0	0-0	0	0	0	0	0	0	0	0	0	0+
Donaldson, Austin.....	2-6	0-2	2-2	0	0	0	1	6	1	0	0	1	9
Williams, Isaiah.....	0-2	0-2	0-0	0	0	0	1	0	1	0	0	0	12
Clayton, Willie.....	5-6	0-0	0-5	5	4	9	2	10	0	0	1	0	21
Mitchell, Devin.....	2-3	2-2	0-2	0	0	0	2	6	1	0	0	1	15
Thomas, Jeff.....	0-5	0-3	0-0	1	1	2	2	0	0	1	1	0	13
Totals.....	25-69	8-26	9-18	15	21	36	24	67	12	6	2	6	200

FG%	1st:	12-38	31.6%	2nd:	13-31	41.9%	Game:	36.2%
3FG%	1st:	3-14	21.4%	2nd:	5-12	41.7%	Game:	30.8%
FT%	1st:	1-4	25.0%	2nd:	8-14	57.1%	Game:	50.0%

ARKANSAS STATE 78 (20-9, 11-5)

Player	FG	3P	FT	O	D	Reb	PF	TP	A	TO	Blk	Stl	Min
Simmons, Jahmiah, f.....	6-9	0-0	3-3	4	7	11	4	15	0	0	1	0	26
Thomas, Donte, g.....	0-2	0-1	4-4	0	7	7	4	4	3	2	0	1	25
Lindsey, Rashad, g.....	4-9	1-4	3-6	0	1	1	1	12	3	3	0	0	36
Carter, Devin, g.....	6-9	4-7	4-6	1	3	4	1	20	0	0	0	0	36
Foster, C.J., g.....	0-1	0-0	0-0	0	0	0	1	0	1	1	0	0	9
Kern, Connor.....	4-7	4-7	0-0	0	4	4	0	12	1	0	0	0	22
Simms, Deven.....	2-11	0-0	9-12	1	4	5	1	13	4	1	1	2	31
Bruce, Tamas.....	1-3	0-0	0-0	2	6	8	2	2	0	2	0	0	14
Riley, Andrew.....	0-0	0-0	0-0	0	0	0	0	0	0	0	0	0	0+
Totals.....	23-51	9-19	23-31	9	35	44	14	78	12	9	2	3	200

FG%	1st:	11-27	40.7%	2nd:	12-24	50.0%	Game:	45.1%
3FG%	1st:	4-8	50.0%	2nd:	5-11	45.5%	Game:	47.4%
FT%	1st:	8-11	72.7%	2nd:	15-20	75.0%	Game:	74.2%

Score by Periods.....	1st	2nd	Total
Georgia State.....	28	39	67
Arkansas State.....	34	44	78

Officials: Hal Lusk, John Hampton, Tim Gattis

Attendance: 4,482

Game 30: March 4, 2017, 2:15 p.m. (ESPN3)

GEORGIA STATE 72, GEORGIA SOUTHERN 67

Georgia State Sports Arena • Atlanta, Ga.

Before a sell-out crowd on senior day, Georgia State topped in-state rival Georgia Southern on Saturday afternoon 72-67 to clinch a bye in the upcoming Sun Belt Conference tournament in New Orleans next week.

Georgia State (19-11, 12-6 Sun Belt) will be the No. 2 starting next Friday needing to win three games in three days to advance to the NCAA tournament for the second time in three seasons.

Only fitting on senior day, senior Jeremy Hollowell recorded his second-career double-double with 15 points and 10 rebounds, while another senior, Willie Clayton, added five points and 10 rebounds.

However, it was freshman D'Marcus Simonds who stepped up the biggest in his first Georgia State-Georgia Southern game, scoring 21 points and grabbing five rebounds as the Panthers defeated Georgia Southern (18-13, 11-7 Sun Belt) for the seventh-straight time in the GSU Sports Arena.

With the pressure of the upcoming conference tournament on the line, both teams had sloppy moments, as GSU turned the ball over 20 times, while the Eagles had 11.

However, the difference was in the second half as Georgia State shot 57.1 percent from the floor, including 7-of-9 from 3-point range, while Georgia Southern was held to just 35.5 percent shooting and 6-of-20 from beyond the arc. The Panthers also outrebounded the Eagles 45-21 for the game.

Georgia Southern was led by Ike Smith who scored 27 points, while Tookie Brown added 11 for the Eagles who knocked down 11 3-pointers.

Georgia Southern took an early 6-5 lead before the Panthers responded with a 5-0 run capped by a Hollowell lay-up to take a 10-6 lead with 16:40 remaining.

With Georgia State leading 22-19, the Eagles responded with a 6-0 run to take a 25-22 lead with 4:03 to play and led by as many as six before going into the locker room with a 32-28 lead.

Georgia Southern pushed the lead to as many as seven early in the second half before Georgia State responded with an 8-0 run to take a 36-35 lead with 16:56 to play.

The Panthers went up by four, 45-41, when senior Isaiah Dennis knocked down just the fourth 3-pointer of his career with 14:16 to play.

On back-to-back 3-pointers, Georgia Southern went back ahead 57-51 with 8:46 to play, but when sophomore Jeff Thomas knocked down his fourth 3-pointer with 6:34 to play, Georgia State once again tied the game 59-59.

After a Simonds' 3-pointer with 5:18 to play gave Georgia State a 63-61 lead, the Panthers would never trail again.

Thomas finished with 16 points, going 6-of-10 from the floor and 4-of-4 from 3-point range. Redshirt-sophomore Devin Mitchell added eight points and five rebounds for the Panthers.

GEORGIA SOUTHERN 67 (18-13, 11-7)

Player	FG	3P	FT	O	D	Reb	PF	TP	A	TO	Blk	Stl	Min
Simmons, Coye, f.....	0-1	0-0	0-0	1	0	1	0	0	0	0	0	0	11
Hughes, Mike, g.....	3-10	2-9	1-2	0	2	2	5	9	3	1	0	2	30
Smith, Ike, g.....	9-16	3-7	6-9	0	4	4	1	27	1	5	0	1	33
Brown, Tookie, g.....	4-12	2-7	1-2	0	3	3	4	11	3	1	0	2	36
Allsmiller, Jake, g.....	3-8	3-8	0-0	0	1	1	3	9	2	2	2	1	23
Glenn, Montae.....	1-2	0-0	1-2	1	0	1	1	3	1	0	2	0	19
Boykins, Devonte.....	1-4	1-4	0-0	0	0	0	1	3	3	1	0	0	19
Gladden, B.J.....	2-3	0-0	1-3	2	2	4	2	5	0	0	0	0	19
O'Connell, Shawn.....	0-0	0-0	0-0	1	1	2	1	0	0	1	0	0	10
Georgiev, David.....	0-0	0-0	0-0	0	0	0	1	0	0	0	0	0	0+
Totals.....	23-56	11-35	10-18	5	16	21	19	67	13	11	4	6	200

FG%	1st:	12-25	48.0%	2nd:	11-31	35.5%	Game:	41.1%
3FG%	1st:	5-15	33.3%	2nd:	6-20	30.0%	Game:	31.4%
FT%	1st:	3-7	42.9%	2nd:	7-11	63.6%	Game:	55.6%

GEORGIA STATE 72 (19-11, 12-6)

Player	FG	3P	FT	O	D	Reb	PF	TP	A	TO	Blk	Stl	Min
Hollowell, Jeremy, f.....	4-12	1-4	6-9	2	10	12	1	15	5	3	0	1	33
Clayton, Willie, f.....	2-5	0-0	1-2	4	6	10	3	5	2	2	3	0	23
Dennis, Isaiah, g.....	1-2	1-1	0-0	2	2	4	0	3	2	3	0	0	19
Simonds, D'Marcus, g.....	7-12	2-4	5-6	0	5	5	3	21	0	6	0	1	33
Thomas, Jeff, g.....	6-10	4-4	0-1	0	0	0	1	16	0	0	1	0	22
Benlevi, Malik.....	0-1	0-0	1-2	0	3	3	1	1	0	3	1	0	21
Donaldson, Austin.....	1-3	1-1	0-0	0	3	3	3	3	3	2	0	1	15
Williams, Isaiah.....	0-0	0-0	0-0	0	0	0	0	0	0	0	0	0	1
Session, Jordan.....	0-0	0-0	0-0	0	0	0	2	0	2	1	0	0	15
Mitchell, Devin.....	3-6	2-5	0-0	1	4	5	3	8	0	0	0	0	18
Totals.....	24-51	11-19	13-20	11	34	45	17	72	14	20	5	3	200

FG%	1st:	12-30	40.0%	2nd:	12-21	57.1%	Game:	47.1%
3FG%	1st:	4-10	40.0%	2nd:	7-9	77.8%	Game:	57.9%
FT%	1st:	0-0	0.0%	2nd:	13-20	65.0%	Game:	65.0%

Score by Periods.....	1st	2nd	Total
Georgia Southern.....	32	35	67
Georgia State.....	28	44	72

Officials: Zelton Steed, Chet Walker, Coy Gammon

Attendance: 3,854



Game 31: March 10, 2017, 6 p.m. (ESPN3)

GEORGIA STATE 86, LOUISIANA 76

Lakefront Arena • New Orleans, La.

Sun Belt Conference Tournament

Led by double-double from senior Jeremy Hollowell, No. 2-seed Georgia State earned an 86-76 win over No. 7-seed Louisiana in the Sun Belt Conference quarterfinals.

Hollowell grabbed his second-straight double-double, finishing with 16 points and a career-high 14 rebounds. He was one of four Panthers in double figures as Sun Belt Freshman of the Year D'Marcus Simonds led Georgia State with 17 points and eight rebounds. Malik Benlevi added 15 points, while Isaiah Williams scored 14.

GSU improved to 20-11 with the win, the seventh 20-plus win season in program history. Louisiana saw its seven-game winning streak snapped and fell to 21-12.

It marked the third time in four seasons Georgia State and Louisiana met in the conference tournament. In the previous two instances, the winner eventually won the conference championship and advanced to the NCAA tournament.

The Ragin' Cajuns were led by Jay Wright who scored 27 points, but foul trouble plagued Louisiana the entire game as six players picked up at least four fouls.

Georgia State took advantage going 27-of-37 from the free throw line, while also outrebounding Louisiana 44-31. The Panthers held the Ragin' Cajuns to just 5-of-26 from 3-point range.

After Georgia State made a pair of free throws to start the game, Louisiana scored seven-straight points to take a 7-2 lead with 16:27 to play.

On a 3-pointer by Simonds, Georgia State regained the lead 13-12 with 10:46 remaining in the opening half. Following a free throw by Stove to tie the game, the Panthers responded with a 12-3 run to take a 25-16 lead with 5:48 to play, causing Louisiana to call its first timeout.

GSU went into the locker room leading 35-26, using 46.7 percent shooting and holding the Ragin' Cajuns to just 32.3 percent shooting and 2-of-11 from 3-point range.

Leading by seven, Georgia State used an 8-0 run to push the lead to 43-28 with 17:36 to play. While the Panthers were building the double-digit lead, Louisiana picked up seven fouls before the first media timeout of the second half, allowing the Georgia State to go to the line 30 times in the second half.

Louisiana would get as close as six, 66-60, with 5:36 to play, as Jerekus Davis scored eight-straight Ragin' Cajun points.

Georgia State would push the lead back to as many as 13 points, finishing the second half 22-of-30 from the line.

Senior Isaiah Dennis added nine points and three assists in 22 minutes off the bench, while senior Willie Clayton finished with five points and five rebounds.

LOUISIANA 76 (21-12)

Player	FG	3P	FT	O	D	Reb	PF	TP	A	TO	Blk	Stl	Min
Wright, Jay, g.....	9-21	2-8	7-9	2	0	2	2	27	2	3	1	4	39
Miller, Justin, f.....	0-2	0-1	2-2	1	2	3	4	2	0	0	0	0	12
Bartley, IV, Frank, g.....	1-11	1-8	1-4	0	2	2	4	4	3	0	0	1	33
Stove, Johnathan, g.....	5-8	1-1	3-4	1	4	5	4	14	0	2	0	0	30
Washington, Bryce, f.....	5-8	0-0	7-8	1	2	3	4	17	1	1	0	1	35
Evans, Kadavion.....	1-5	0-4	1-2	0	1	1	4	3	3	0	0	1	16
Davis, Jerekus.....	3-6	1-2	2-2	1	4	5	5	9	0	1	0	0	18
Hardy, PJ.....	0-2	0-2	0-0	0	2	2	2	0	0	0	0	0	9
Brown, Roydell.....	0-0	0-0	0-0	0	0	0	0	0	0	0	1	0	7
Stalcup, Larenz.....	0-0	0-0	0-0	0	0	0	0	0	0	0	0	0	1
Totals.....	24-63	5-26	23-31	10	21	31	29	76	9	8	2	7	200

FG%	1st:	10-31	32.3%	2nd:	14-32	43.8%	Game:	38.1%
3FG%	1st:	2-11	18.2%	2nd:	3-15	20.0%	Game:	19.2%
FT%	1st:	4-5	80.0%	2nd:	19-26	73.1%	Game:	74.2%

GEORGIA STATE 86 (20-11)

Player	FG	3P	FT	O	D	Reb	PF	TP	A	TO	Blk	Stl	Min
Hollowell, Jeremy, f.....	4-11	2-4	6-8	2	12	14	4	16	4	4	2	0	36
Clayton, Willie, f.....	2-3	0-0	1-4	2	3	5	5	5	1	1	1	0	17
Benlevi, Malik, g.....	6-9	1-2	2-2	2	2	4	3	15	1	1	0	0	34
Williams, Isaiah, g.....	3-5	1-2	7-8	0	2	2	3	14	1	0	0	0	17
Simonds, D'Marcus, g.....	4-13	1-2	8-10	2	6	8	1	17	2	3	0	0	35
Dennis, Isaiah.....	4-5	0-0	1-3	0	0	0	0	9	3	2	0	1	22
Donaldson, Austin.....	0-0	0-0	0-0	0	0	0	0	0	0	0	0	0	0
Session, Jordan.....	3-4	0-0	0-0	2	1	3	2	6	0	0	1	0	19
Mitchell, Devin.....	0-1	0-1	2-2	0	2	2	2	2	0	0	0	0	8
Thomas, Jeff.....	1-4	0-2	0-0	0	1	1	2	2	0	0	0	0	12
Totals.....	27-55	5-13	27-37	11	33	44	22	86	12	12	4	1	200

FG%	1st:	14-30	46.7%	2nd:	13-25	52.0%	Game:	49.1%
3FG%	1st:	2-6	33.3%	2nd:	3-7	42.9%	Game:	38.5%
FT%	1st:	5-7	71.4%	2nd:	22-30	73.3%	Game:	73.0%

Score by Periods.....	1st	2nd	Total
Louisiana.....	26	50	76
Georgia State.....	35	51	86

Officials: Ray Acosta, Glen Tuitt, Mike Stewart

Attendance: 1118

Game 32: March 11, 2017, 3 p.m. (ESPN3)

TROY 74, GEORGIA STATE 63

Lakefront Arena • New Orleans, La.

Sun Belt Conference Tournament

Despite 19 points from Isaiah Williams, cold second-half shooting led Troy to a 74-63 win over Georgia State in the semifinals of the Sun Belt Championship on Saturday afternoon at Lakefront Arena.

After leading by as many as 15 points in the first half, Georgia State shot just 24.1 percent in the second half, being outscored 46-26 after the intermission.

Georgia State fell to 20-12, while No. 6-seed Troy improved to 21-14 to advance to Sunday's conference championship game against No. 4-seed Texas State.

Senior Jeremy Hollowell added 15 points, but just one after the break, and Sun Belt Freshman of the Year D'Marcus Simonds scored 13 points and grabbed five rebounds in the loss.

Troy finished with four players in double figures led by Wesley Person who scored 16, knocking down three 3-pointers. Jordan Varnado just missed a double-double with 15 points and nine rebounds.

Georgia State turned the ball over 17 times and shot an uncharacteristically low 27.3 percent from 3-point range. The Panthers finished the game shooting just 36.2 percent after leading the Sun Belt in field goal percentage this year.

Senior Willie Clayton added seven points and eight rebounds for the Panthers, while sophomore Malik Benlevi pulled down eight boards.

Georgia State took an early 12-4 lead as Hollowell scored 10 before Troy was able to knock down its first field goal with 14:45 remaining in the first half.

Clayton followed with five-straight Georgia State points to extend the lead to 17-9 with 14:07 remaining, before Troy responded with an 11-0 run to take a 20-17 lead with 9:57 left. Troy held the Panthers scoreless for more than four minutes before a Hollowell free throw.

Trailing 22-21, Georgia State responded with a 16-0 run, started by back-to-back 3-pointers from Williams and Hollowell to push the lead to 37-22 with 3:09 to play. The Trojans would score the final six points of the half, but Georgia State still went into the locker room leading 37-28, holding Troy to 28.0 percent shooting and just 2-of-14 from 3-point range.

Troy slowly chipped into Georgia State's lead early in the second half and finally took the lead 48-46 with 11:55 to play.

Georgia State would retake the lead 55-54 on a free throw by Hollowell with 5:56 to play, but Troy responded with seven-straight points and Georgia State would never get closer than four points again with just over three minutes to play.

TROY 74 (21-14)

Player	FG	3P	FT	O	D	Reb	PF	TP	A	TO	Blk	Stl	Min
Baker, Kevin, g.....	2-8	1-7	1-2	0	6	6	2	6	5	3	0	1	31
Person, Wesley, g.....	6-12	3-7	1-4	0	0	0	2	16	1	0	0	0	30
Davis, Jr., Juan, f.....	1-6	1-6	0-0	0	3	3	1	3	0	1	0	0	18
Varnado, Jordan, f.....	5-11	0-1	5-8	4	5	9	4	15	1	3	2	1	30
Walker, Devon, g.....	4-7	0-1	4-4	2	2	4	1	12	2	0	0	0	33
Peace, Daniel.....	0-0	0-0	2-7	1	3	4	1	2	0	2	0	1	9
Hollimon, Jeremy.....	4-8	1-3	5-6	0	3	3	2	14	0	0	0	3	28
Miller, BJ.....	1-2	0-1	0-1	0	2	2	2	2	1	0	0	0	10
Hicks, Alex.....	0-0	0-0	4-4	0	1	1	2	4	0	1	0	0	11
Totals.....	23-54	6-26	22-36	10	28	38	17	74	10	12	2	6	200

FG%	1st:	7-25	28.0%	2nd:	16-29	55.2%	Game:	42.6%
3FG%	1st:	2-14	14.3%	2nd:	4-12	33.3%	Game:	23.1%
FT%	1st:	12-18	66.7%	2nd:	10-18	55.6%	Game:	61.1%

GEORGIA STATE 63 (20-12)

Player	FG	3P	FT	O	D	Reb	PF	TP	A	TO	Blk	Stl	Min
Hollowell, Jeremy, f.....	5-14	3-8	2-4	1	3	4	3	15	2	2	2	0	35
Clayton, Willie, f.....	2-2	0-0	3-5	3	5	8	4	7	0	2	1	0	22
Benlevi, Malik, g.....	1-7	0-4	0-0	3	5	8	4	2	1	1	1	0	32
Williams, Isaiah, g.....	6-11	3-4	4-4	1	0	1	1	19	1	2	0	1	28
Simonds, D'Marcus, g.....	5-12	0-2	3-3	2	3	5	3	13	2	6	0	1	27
Dennis, Isaiah.....	1-4	0-0	2-3	0	3	3	1	4	1	2	0	2	12
Donaldson, Austin.....	0-2	0-0	1-2	0	1	1	1	1	0	1	0	1	10
Session, Jordan.....	0-1	0-1	0-0	0	4	4	5	0	0	1	0	1	14
Mitchell, Devin.....	0-2	0-1	0-0	0	1	1	1	0	0	0	0	0	8
Thomas, Jeff.....	1-3	0-2	0-0	1	0	1	2	2	0	0	0	0	12
Totals.....	21-58	6-22	15-21	12	29	41	25	63	7	17	4	6	200

FG%	1st:	14-29	48.3%	2nd:	7-29	24.1%	Game:	36.2%
3FG%	1st:	5-15	33.3%	2nd:	1-7	14.3%	Game:	27.2%
FT%	1st:	4-5	80.0%	2nd:	11-16	68.8%	Game:	71.4%

Score by Periods.....	1st	2nd	Total
Troy.....	28	46	74
Georgia State.....	37	26	63

Officials: Mike Stuart, Tim Gattis, Glenn Tuitt

Attendance: 1609



Game 33: March 15, 2017, 8 p.m. (Facebook Live)

TEXAS A&M-CC 80, GEORGIA STATE 64

Dugan Wellness Center • Corpus Christi, Texas

CollegeInsider.com Postseason Tournament

Making its seventh postseason appearance in program history, Georgia State fell to Texas A&M-Corpus Christi 80-64 in the opening game of the CollegeInsider.com Postseason Tournament at the Dugan Wellness Center on Wednesday.

Sun Belt Freshman of the Year D'Marcus Simonds led the Panthers with 17 points, including 15 in the second half, but a quick start by the Islanders was too much for the Panthers to overcome.

Georgia State finishes its season 20-13, tied for the fifth-most wins in program history. The Panthers fall to 3-7 all-time in postseason play and 1-2 in CIT competition.

Texas A&M-Corpus Christi (21-11) was led by Rashawn Thomas who scored 31 points, grabbed nine rebounds and dished out five assists. Joseph Kilgore also just missed a double-double with 14 points and nine rebounds.

Texas A&M-Corpus Christi took an early 14-3 lead with 13:37 remaining in the first half as the Panthers turned the ball over six times in the first six minutes.

The Islanders took a 14-point lead, 24-10, with 8:51 to play before the Panthers were able to cut the deficit in half and trailed just 28-20 with 3:51 to play as Texas A&M-Corpus Christi did not make a field goal for more than five minutes.

Shooting 44.8 percent from the floor, the Islanders went into the locker room with a 36-22 lead, while holding the Panthers to just 32.1 percent shooting and 1-of-10 from 3-point range.


The Panthers tried to make a second half run, but Texas A&M-Corpus Christi managed to push the lead to as many as 24 with 10:51 to play.

Sophomore Malik Benlevi knocked down four second-half 3-pointers and finished with 15 points, three rebounds and three steals in the loss. Senior Jeremy Hollowell finished the last game of his career with seven points and seven rebounds, while senior Willie Clayton pulled down eight rebounds.

Junior Jordan Session, who earned his 17th career start, finished with 13 points and five rebounds, going 5-of-7 from the floor.

Ehab Amin added 19 points and six assists for the Islanders who finished the game shooting 48.3 percent from the floor.

Top Moments of 2016-17



Head coach Ron Hunter becomes one of just seven coaches to be the all-time wins leader at multiple NCAA Division I programs.



Two more Panthers (Willie Clayton and Jeremy Hollowell) reached the 1,000-career point plateau during the 2016-17 season.



GEORGIA STATE 64 (20-13)

Player	FG	3P	FT	O	D	Reb	PF	TP	A	TO	Blk	Stl	Min
Hollowell, Jeremy, f.....	3-9	0-2	1-4	2	5	7	3	7	1	6	0	2	20
Session, Jordan, f.....	5-7	1-3	2-5	2	3	5	3	13	0	2	0	0	19
Benlevi, Malik, g.....	5-12	4-7	1-3	0	3	3	2	15	0	0	1	3	31
Williams, Isaiah, g.....	0-1	0-1	0-0	0	2	2	2	0	3	1	0	0	19
Simonds, D'Marcus, g.....	7-16	0-2	3-3	1	3	4	4	17	2	2	0	1	34
Felton, Nile.....	0-0	0-0	0-0	0	0	0	0	0	0	0	0	0	1
Dennis, Isaiah.....	0-0	0-0	0-0	0	0	0	1	0	1	2	0	0	13
Donaldson, Austin.....	1-2	0-1	1-4	0	0	0	2	3	3	1	0	0	14
Clayton, Willie.....	1-2	0-0	0-0	2	6	8	3	2	0	1	0	0	19
Mitchell, Devin.....	2-5	1-3	0-0	0	0	0	1	5	0	1	0	1	15
Thomas, Jeff.....	0-4	0-4	2-3	0	0	0	1	2	0	0	1	0	15
Totals.....	24-58	6-23	10-22	8	23	31	22	64	10	16	2	7	200

FG%	1st:	9-28	32.1%	2nd:	15-30	50.0%	Game:	41.4%
3FG%	1st:	1-10	10.0%	2nd:	5-13	38.5%	Game:	26.1%
FT%	1st:	3-10	30.0%	2nd:	7-12	58.3%	Game:	45.5%

TEXAS A&M-CORPUS CHRISTI 80 (21-11)

Player	FG	3P	FT	O	D	Reb	PF	TP	A	TO	Blk	Stl	Min
Thomas, Rashawn, f.....	9-14	3-3	10-14	2	7	9	3	31	5	2	2	1	34
Martinez, Cole, g.....	2-4	0-0	0-0	1	2	3	1	6	0	1	0	0	25
Kilgore, Joseph, g.....	6-11	0-2	2-2	0	9	9	1	14	5	4	1	2	35
Amin, Ehab, g.....	8-16	1-5	2-2	1	4	5	2	19	6	4	0	3	34
South, Kareem, g.....	1-7	0-3	1-2	1	4	5	4	3	2	3	0	0	27
Brown, Kyle.....	0-0	0-0	0-0	0	0	0	3	0	0	1	0	0	3
Lightfoot, Marcus.....	0-0	0-0	0-0	0	1	1	0	0	0	0	0	0	1
Bloom, David.....	0-0	0-0	0-0	0	0	0	0	0	1	0	0	0	4
Francois, Perry.....	0-3	0-0	0-0	1	1	2	1	0	0	0	0	0	11
Schmidt, Elijah.....	1-1	0-0	3-3	1	3	4	3	5	0	2	0	0	15
Hale, Colin.....	1-2	0-0	0-0	2	1	3	1	2	0	0	0	1	9
Holcombe, Alex.....	0-0	0-0	0-0	0	0	0	0	0	0	0	0	0	2

FG%	1st:	13-29	44.8%	2nd:	15-29	51.7%	Game:	48.3%
3FG%	1st:	3-9	33.3%	2nd:	3-8	37.5%	Game:	35.3%
FT%	1st:	7-10	70.0%	2nd:	11-13	84.6%	Game:	78.3%

Score by Periods.....	1st	2nd	Total
Georgia State.....	22	42	64
Texas A&M-Corpus Christi.....	36	44	80

Officials: Jon Stigliano, Nathan Bemis, Kyle Regetz

Attendance: 897

GEORGIA STATE BASKETBALL

HISTORY

GeorgiaStateSports.com



SHERNARD LONG

THOMAS TERRELL

R.J. HUNTER

ALL-AMERICA, 2001



ALL-AMERICA, 2002



ALL-AMERICA, 2014 & 15



ASSOCIATED PRESS, HONORABLE MENTION

A two-time all-conference selection, Shernard Long was the 2001 player of the year in the conference. He averaged 18.0 points, 4.7 rebounds and 2.5 steals per game to lead Georgia State to the conference title, a berth in the NCAA Tournament and the first NCAA win in school history. He was later named to the A-Sun 25th Anniversary Team.

ASSOCIATED PRESS, HONORABLE MENTION

Thomas Terrell became the second straight Panther to be named Atlantic Sun Player of the Year and earn honorable-mention All-America recognition. He led the team and the league in scoring at 20.5 points per game, along with 7.3 rebounds. He helped Georgia State to back-to-back postseason berths in the NCAA and NIT.

ASSOCIATED PRESS, HONORABLE MENTION

R.J. Hunter became the first two-time All-America honorable mention honoree after repeating as Sun Belt Player of the Year in 2014-15. In his final two seasons, he led Georgia State to an NIT appearance, followed by an appearance in the third round of the NCAA tournament in 2015.

R.J. HUNTER

FRESHMAN ALL-AMERICA, 2013



KYLE MACY FRESHMAN ALL-AMERICA
R.J. Hunter rewrote the record books in his first year, scoring a GSU freshman-record 527 points to earn Kyle Macy Freshman All-America honors.

GEORGIA STATE'S RETIRED JERSEYS



3

Rodney HAMILTON
Memphis, Tenn.
1994-98



5

Thomas TERRELL
Brookhaven, Miss.
2000-02



13

Kevin MORRIS
New York, N.Y.
1998-01



ALL-SUN BELT

1976-77	George Pendleton (1st)
2013-14	R.J. Hunter (1st)
2013-14	Ryan Harrow (1st)
2013-14	Manny Atkins (2nd)
2013-14	Devonta White (3rd)
2014-15	R.J. Hunter (1st)
2014-15	Ryan Harrow (1st)
2016-17	Jeremy Hollowell (2nd)
2016-17	D'Marcus Simonds (3rd)

ALL-ATLANTIC SUN

1986-87	Elfred Jackson (2nd)
1988-89	James Andrews (1st)
1989-90	Chris Collier (2nd)
1990-91	Chris Collier (1st)
1991-92	Philip Luckydo (1st)
	Zavian Smith (2nd)
1992-93	Mike Nalls (1st)
1993-94	Zavian Smith (1st)
1994-95	Terrence Brandon (1st)
1995-96	Terrence Brandon (2nd)
1996-97	Rodney Hamilton (2nd)
1997-98	Rodney Hamilton (1st)
1998-99	Quincy Gause (1st)
	Kevin Morris (2nd)
	Anton Reese (2nd)
1999-00	Sherard Long (1st)
	Anton Reese (2nd)
2000-01	Sherard Long (1st)
	Kevin Morris (1st)
	Thomas Terrell (2nd)
2001-02	Thomas Terrell (1st)
2002-03	Nate Williams (1st)
2003-04	Nate Williams (1st)

A-SUN COACH OF THE YEAR

2000-01	Lefty Driesell
---------	----------------

A-SUN PLAYER OF THE YEAR

2000-01	Sherard Long
2001-02	Thomas Terrell

A-SUN NEWCOMER OF THE YEAR

1998-99	Kevin Morris
---------	--------------

A-SUN 25TH ANNIVERSARY TEAM

Sherard Long	Selected in 2003-04
--------------	---------------------

SUN BELT ALL-TOURNAMENT

2014	R.J. Hunter
	Ryan Harrow
2015	Kevin Ware (MVP)
	R.J. Hunter
	Markus Crider

A-SUN ALL-TOURNAMENT

1991	Chris Collier (MVP)
	Phillip Luckydo
1992	Phillip Luckydo
	Don Smiley
	Zavian Smith
1998	Rodney Hamilton
1999	Quincy Gause
2001	Thomas Terrell (MVP)
	Sherard Long
	Kevin Morris

2002	Thomas Terrell (MVP)
	Bam Campbell
	Lamont McIntosh
2003	Nate Williams

A-SUN PLAYER OF THE WEEK

James Andrews, 1
Terrence Brandon, 4
Willie Brown, 1
Bam Campbell, 1

ALL-CAA

2007-08	Leonard Mendez (3rd)
2008-09	Joe Dukes (3rd)
2009-10	Joe Dukes (3rd)
2011-12	Jihad Ali (3rd)
2011-12	Eric Buckner (3rd)
2012-13	R.J. Hunter (1st)

SUN BELT FRESHMAN OF THE YEAR

2016-17	D'Marcus Simonds
---------	------------------

CAA ROOKIE OF THE YEAR

2012-13	R.J. Hunter
---------	-------------

CAA ALL-DEFENSIVE TEAM

2011-12	Eric Buckner
2012-13	James Vincent

SUN BELT PLAYER OF THE WEEK

Nov. 19, 2013	Ryan Harrow
Jan. 6, 2014	R.J. Hunter
Jan. 20, 2014	R.J. Hunter
Feb. 24, 2014	Manny Atkins
Dec. 2, 2014	R.J. Hunter
Feb. 4, 2015	Ryan Harrow
Feb. 23, 2015	R.J. Hunter
March 9, 2015	R.J. Hunter
Jan. 11, 2016	Jeremy Hollowell
Jan. 17, 2017	Jeremy Hollowell
Jan. 31, 2017	D'Marcus Simonds

CAA PLAYER OF THE WEEK

Dec. 29, 2006	Lance Perique
Jan. 8, 2008	Leonard Mendez
Feb. 16, 2009	Trae Goldston
Dec. 28, 2009	Trae Goldston
Jan. 3, 2011	Dante Curry
Dec. 5, 2011	Eric Buckner
Dec. 26, 2011	James Fields
Jan. 21, 2013	Manny Atkins
Feb. 4, 2013	R.J. Hunter

CAA ALL-ROOKIE

Garrett Coley, 1	Sherard Long, 1
Chris Collier, 2	Phillip Luckydo, 2
Darryl Cooper, 1	Kevin Morris, 2
Ricky Coulter, 1	Mike Nalls, 1
Terrence Evans, 1	Shellord Pinkett, 1
Quincy Gause, 4	Thomas Terrell, 3
Trello Galloway, 1	Rodney Turner, 1
Dewey Haley, 1	Nate Williams, 3
Rodney Hamilton, 1	Travis Williams, 1
Elfred Jackson, 1	

2005-06	Rashad Chase
2012-13	R.J. Hunter

CAA ROOKIE OF THE WEEK

Dec. 12, 2005	Rashad Chase
Nov. 20, 2006	Trae Goldston
Jan. 3, 2011	Devonta White
Nov. 12, 2012	R.J. Hunter
Nov. 26, 2012	R.J. Hunter
Dec. 24, 2012	R.J. Hunter
Jan. 7, 2013	R.J. Hunter
Jan. 28, 2013	R.J. Hunter
Feb. 4, 2013	R.J. Hunter

CAA COMMISSIONER'S AWARD

2007-08	Jihad Ali
2008-09	Kevin Lott, Ousman Krubally
2009-10	James Fields, Trae Goldston
	Jihad Ali, Kevin Lott, Daniel Brown
2010-11	Daniel Brown, James Fields, Marques Johnson

DEAN EHLERS AWARD

2011-12	Jihad Ali
---------	-----------

ACADEMIC ALL-AMERICA

1965-66	Jim Adams
---------	-----------

CAA ALL-ACADEMIC

2009-10	Jihad Ali
2010-11	James Fields (First Team)
2010-11	Marques Johnson (Honorable)
2011-12	Jihad Ali (First Team)
2011-12	James Fields (Second Team)

A-SUN ACADEMIC ALL-CONFERENCE

1992-93	Brad Boykin
	Mike Nalls
	Matt Peterson
	Sam Wilder
1993-94	Courtney Brooks
	Matt Peterson
	Travis Williams
1994-95	Travis Williams
1995-96	Kevin Campbell
	Shellord Pinkett
	Travis Williams
1996-97	Rodney Williams
	Shellord Pinkett
	Alex Saviddis
	Chad Searcy
	Tildon Wright
1997-98	Rodney Hamilton
	Shellord Pinkett
	Maurice Robertson
1998-99	Henry Nieves
	Brad Stricker
2000-01	Lamont McIntosh
2001-02	Otis Donald
	James Gilchrist
2002-03	Herman Favors
	Lasanna Harris
	Lamont McIntosh
2003-04	Marcus Brown
	Everette Morris
2004-05	Justin Billingslea
	Deven Dickerson


1. R.J. HUNTER
1,819

Year	G	GS	FG	FGA	Pct.	3FG	3FGA	Pct.	FT	FTA	Pct.	TP	Avg.
2012-13	31	31	175	399	.439	73	200	.365	104	134	.776	527	17.0
2013-14	33	32	181	408	.444	100	253	.395	142	161	.882	604	18.3
2014-15	35	35	203	514	.395	80	262	.305	202	230	.878	688	19.7
Totals	99	98	559	1321	.423	253	715	.354	448	525	.853	1,819	18.4

2. RODNEY HAMILTON
1,515

Year	G	GS	FG	FGA	Pct.	3FG	3FGA	Pct.	FT	FTA	Pct.	TP	Avg.
1994-95	28	28	102	248	.411	8	38	.211	67	87	.770	279	10.0
1995-96	26	22	109	257	.424	12	48	.250	72	92	.783	302	11.6
1996-97	27	27	168	409	.411	32	106	.302	117	137	.854	485	18.0
1997-98	28	28	166	405	.410	21	77	.273	96	110	.873	449	16.0
Totals	109	105	545	1,319	.413	73	269	.271	352	420	.838	1,515	13.9

3. TERRENCE BRANDON
1,479

Year	G	GS	FG	FGA	Pct.	3FG	3FGA	Pct.	FT	FTA	Pct.	TP	Avg.
1991-92	28	0	40	102	.392	0	0	.000	20	46	.435	100	3.6
1993-94	27	26	154	317	.486	0	2	.000	87	163	.534	395	14.6
1994-95	26	26	186	384	.484	0	7	.000	113	168	.673	485	18.7
1995-96	24	22	195	420	.464	5	27	.185	104	154	.675	499	20.8
Totals	105	70	575	1,223	.470	5	36	.139	324	531	.610	1,479	14.1

4. DEVONTA WHITE
1,393

Year	G	GS	FG	FGA	Pct.	3FG	3FGA	Pct.	FT	FTA	Pct.	TP	Avg.
2010-11	20	5	35	98	.357	10	38	.263	24	35	.686	104	5.2
2011-12	34	33	148	378	.392	54	157	.344	88	106	.830	438	12.9
2012-13	31	31	155	361	.429	40	128	.313	108	146	.740	458	14.8
2013-14	34	33	127	283	.449	23	65	.354	116	144	.806	393	11.6
Totals	119	102	465	1,120	.415	127	388	.327	336	431	.780	1,393	11.8

5. CHAVELO HOLMES
1,375

Year	G	GS	FG	FGA	Pct.	3FG	3FGA	Pct.	FT	FTA	Pct.	TP	Avg.
1981-82	27	13	80	163	.491	--	--	--	17	22	.773	177	6.6
1982-83	27	19	209	392	.533	--	--	--	77	105	.733	495	18.3
1983-84	28	28	164	329	.498	--	--	--	55	77	.714	383	11.8
1985-86	28	18	135	305	.443	--	--	--	50	69	.725	320	13.9
Totals	105	78	579	1,189	.487	--	--	--	199	273	.729	1,375	13.1

6. JAMES ANDREWS
1,279

Year	G	GS	FG	FGA	Pct.	3FG	3FGA	Pct.	FT	FTA	Pct.	TP	Avg.
1985-86	28	NA	129	307	.420	--	--	--	71	99	.717	329	11.8
1987-88	28	25	155	350	.443	35	90	.389	79	92	.859	424	15.1
1988-89	28	28	153	315	.486	37	96	.385	109	132	.826	526	18.8
Totals	84	NA	437	972	.450	72	186	.387	259	323	.802	1,279	15.2



R.J. Hunter broke the school's all-time scoring record in two and a half years and finished with 1,819 points in three seasons.



RODNEY HAMILTON was Georgia State's all-time leader in points for nearly 20 years.


7. PHILLIP LUCKYDO
1,254

Year	G	GS	FG	FGA	Pct.	3FG	3FGA	Pct.	FT	FTA	Pct.	TP	Avg.
1990-91	31	31	188	416	.452	46	141	.326	203	295	.688	625	20.2
1991-92	30	30	205	446	.460	61	169	.361	158	210	.752	629	21.0
Totals	61	61	393	862	.456	107	310	.297	361	505	.715	1,254	20.6

8. LEONARD MENDEZ
1,238

Year	G	GS	FG	FGA	Pct.	3FG	3FGA	Pct.	FT	FTA	Pct.	TP	Avg.
2005-06	21	11	28	57	.491	5	16	.313	2	4	.500	63	3.0
2006-07	30	29	149	306	.487	58	122	.475	58	75	.773	414	13.8
2007-08	30	29	173	399	.434	70	173	.405	65	94	.691	481	16.0
2008-09	32	27	105	262	.401	34	106	.321	36	45	.800	280	8.8
Totals	113	96	455	1,024	.444	167	417	.400	161	218	.739	1,238	11.0

9. NATE WILLIAMS
1,222

Year	G	GS	FG	FGA	Pct.	3FG	3FGA	Pct.	FT	FTA	Pct.	TP	Avg.
2002-02	31	30	148	280	.529	0	3	.000	82	113	.726	378	12.2
2002-03	29	28	196	379	.517	0	4	.000	129	172	.750	521	18.0
2003-04	22	17	120	217	.553	1	2	.500	82	95	.863	323	14.7
Totals	82	75	464	876	.530	1	9	.111	293	380	.771	1,222	14.9

10. ZAVIAN SMITH
1,214

Year	G	GS	FG	FGA	Pct.	3FG	3FGA	Pct.	FT	FTA	Pct.	TP	Avg.
1989-90	27	15	53	115	.461	1	2	.500	44	70	.629	153	5.7
1990-91	29	21	80	166	.482	1	2	.500	55	100	.550	216	7.5
1991-92	30	30	166	309	.537	0	7	.000	108	168	.643	440	14.7
1993-94	26	26	160	318	.503	0	2	.000	85	145	.586	405	15.6
Totals	112	92	459	908	.506	2	13	.154	292	483	.605	1,214	10.8

11. KEVIN MORRIS
1,212

Year	G	GS	FG	FGA	Pct.	3FG	3FGA	Pct.	FT	FTA	Pct.	TP	Avg.
1998-99	24	24	138	334	.413	52	157	.331	70	95	.757	398	16.6
1999-00	29	28	137	321	.427	43	135	.319	58	93	.624	375	12.9
2000-01	34	34	145	341	.425	65	186	.349	84	110	.764	439	12.9
Totals	87	86	420	996	.422	160	478	.335	212	298	.711	1,212	13.9

12. THOMAS TERRELL
1,193

Year	G	GS	FG	FGA	Pct.	3FG	3FGA	Pct.	FT	FTA	Pct.	TP	Avg.
2000-01	34	34	199	445	.447	83	212	.392	77	97	.794	558	16.4
2001-02	31	31	214	475	.451	94	241	.390	113	143	.790	635	20.5
Totals	65	65	413	920	.449	177	453	.391	190	240	.792	1,193	18.4

13. SHELLORD PINKETT
1,176

Year	G	GS	FG	FGA	Pct.	3FG	3FGA	Pct.	FT	FTA	Pct.	TP	Avg.
1994-95	28	0	45	144	.313	38	114	.333	16	23	.696	144	5.1
1995-96	26	17	82	236	.347	54	156	.346	34	45	.756	252	9.7
1996-97	27	27	124	341	.364	57	161	.354	62	78	.795	367	13.6
1997-98	28	28	144	337	.427	91	206	.442	34	46	.739	413	14.8
Totals	99	72	399	1,058	.377	240	637	.377	146	192	.760	1,176	11.9



THOMAS TERRELL had two of the best single-season scoring marks and finished with 1,193 points in just two years.



KEVIN MORRIS contributed 1,212 points and 431 assists in three seasons, including the 2001 NCAA Tournament campaign.


14. RYAN HARROW
1,134

Year	G	GS	FG	FGA	Pct.	3FG	3FGA	Pct.	FT	FTA	Pct.	TP	Avg.
2013-14	34	34	222	498	.446	30	104	.288	130	155	.839	604	17.8
2014-15	29	27	208	413	.504	43	109	.394	71	99	.717	530	18.3
Totals	63	61	430	911	.472	73	213	.343	201	254	.791	1,134	18.0

15. LAMONT MCINTOSH
1,074

Year	G	GS	FG	FGA	Pct.	3FG	3FGA	Pct.	FT	FTA	Pct.	TP	Avg.
2000-01	30	0	20	45	.444	8	22	.364	11	18	.611	59	2.0
2001-02	31	30	125	282	.443	42	107	.393	86	108	.796	378	12.2
2002-03	29	29	145	311	.466	51	133	.383	45	59	.763	386	13.3
2003-04	28	23	106	248	.427	27	92	.293	12	20	.600	251	9.0
Totals	118	68	396	886	.447	128	354	.362	154	205	.751	1,074	9.1

16. JIM JACOBS
1,059

Year	G	GS	FG	FGA	Pct.	3FG	3FGA	Pct.	FT	FTA	Pct.	TP	Avg.
1965-66	20	NA	68	177	.384	--	--	--	23	35	.657	159	8.0
1966-67	NA	NA	NA	NA	NA	--	--	--	NA	NA	NA	397	17.2
1967-68	19	NA	127	351	.362	--	--	--	77	90	.856	331	17.4
1968-69	20	NA	63	NA	NA	--	--	--	34	58	.586	160	8.0
Totals	NA	NA	NA	NA	NA	--	--	--	NA	NA	NA	1,047	NA

17. TRAE GOLDSTON
1,041

Year	G	GS	FG	FGA	Pct.	3FG	3FGA	Pct.	FT	FTA	Pct.	TP	Avg.
2006-07	28	1	29	92	.315	16	45	.356	15	21	.714	89	3.2
2007-08	30	19	99	261	.379	57	143	.399	23	30	.767	278	9.3
2008-09	32	24	123	310	.397	64	191	.335	36	44	.818	346	10.8
2009-10	32	29	114	291	.392	59	152	.388	41	47	.872	328	10.3
Totals	122	73	365	954	.383	196	531	.369	115	142	.810	1,041	8.5

18. TRAVIS WILLIAMS
1,017

Year	G	GS	FG	FGA	Pct.	3FG	3FGA	Pct.	FT	FTA	Pct.	TP	Avg.
1992-93	25	0	34	76	.447	0	0	.000	61	83	.735	129	5.2
1993-94	26	18	73	162	.451	0	2	.000	80	103	.777	226	8.7
1994-95	28	28	129	277	.466	3	11	.273	85	119	.714	346	12.4
1995-96	26	22	101	234	.432	0	5	.000	114	146	.781	316	12.2
Totals	105	68	337	736	.458	3	18	.167	340	451	.754	1,017	9.7

19. CHRIS COLLIER
1,012

Year	G	GS	FG	FGA	Pct.	3FG	3FGA	Pct.	FT	FTA	Pct.	TP	Avg.
1989-90	26	26	169	294	.575	1	4	.250	106	284	.576	447	17.2
1990-91	31	31	210	398	.528	0	2	.000	145	226	.642	565	18.2
Totals	57	57	379	692	.548	1	6	.167	251	510	.492	1,012	17.8

QUICKEST TO 1,000-POINTS

1. Phillip Luckydo..... 49 games
2. Ryan Harrow 54 games
3. R.J. Hunter..... 55 games
4. Chris Collier..... 57 games
5. Thomas Terrell 58 games



DEVONTA WHITE, statistically one of the best players in program history, finished his career with 1,393 points, then third-most in program history.



TOP REBOUNDER Terrence Brandon also ranks No. 3 in points scored among Panthers.



POINTS

Player	Years	Pts.
1. R.J. Hunter	2012-15 (3)	1,819
2. Rodney Hamilton	1994-98 (4)	1,515
3. Terrence Brandon	1991-96 (4)	1,479
4. Devonta White	2010-14 (4)	1,393
5. Chavelo Holmes	1981-86 (4)	1,375
6. James Andrews	1985-89 (3)	1,279
7. Phillip Luckydo	1990-92 (2)	1,254
8. Leonard Mendez	2005-09 (4)	1,238
9. Nate Williams	2001-04 (3)	1,222
10. Zavian Smith	1989-94 (4)	1,214
11. Kevin Morris	1998-01 (3)	1,212
12. Thomas Terrell	2000-02 (2)	1,193
13. Shellord Pinkett	1994-98 (4)	1,176
14. Ryan Harrow	2013-15 (2)	1,134
15. Lamont McIntosh	2000-04 (4)	1,074
16. Jim Jacobs	1965-69 (3)	1,059
17. Trae Goldston	2006-10 (4)	1,041
18. Travis Williams	1992-96 (4)	1,017
19. Chris Collier	1989-91 (2)	1,012
20. Lanard Copeland	1985-89 (4)	977
21. Anton Reese	1998-00 (2)	968
22. Shernard Long	1999-01 (2)	964
23. Jeremy Hollowell	2015-17 (2)	943
24. Manny Atkins	2011-14 (2)	929
25. Jihad Ali	2007-12 (4)	923

REBOUNDS

Player	Years	Rbs.
1. Terrence Brandon	1991-96 (4)	750
2. Zavian Smith	1989-94 (4)	714
3. Rashad Chase	2005-09 (4)	707
4. Travis Williams	1992-96 (4)	634
5. Mike Nalls	1989-93 (4)	616
6. Markus Crider	2012-16 (4)	587
7. Chris Collier	1989-91 (2)	586
8. Keven Davis	1985-89 (4)	583
9. Nate Williams	2001-04 (3)	540
10. Rodney Turner	1986-89 (2)	527
11. Chavelo Holmes	1981-86 (4)	505

FIELD GOALS MADE

Player	Years	FG
1. Chavelo Holmes	1981-86 (4)	588
2. Terrence Brandon	1991-96 (4)	575
3. R.J. Hunter	2012-15 (3)	559
4. Rodney Hamilton	1994-98 (4)	545
5. James Andrews	1985-89 (3)	474
6. Devonta White	2010-14 (4)	465
7. Nate Williams	2001-04 (3)	464
8. Zavian Smith	1989-94 (4)	459
9. Leonard Mendez	2005-09 (4)	455
10. Ryan Harrow	2013-15 (2)	430

FIELD GOALS ATTEMPTED

Player	Years	FGA
1. R.J. Hunter	2012-15 (3)	1,321
2. Rodney Hamilton	1994-98 (4)	1,319
3. Terrence Brandon	1991-96 (4)	1,223

4. Chavelo Holmes	1981-86 (4)	1,189
5. Devonta White	2010-14 (4)	1,120
6. Shellord Pinkett	1994-98 (4)	1,058
7. Leonard Mendez	2005-09 (4)	1,024
8. Kevin Morris	1998-01 (3)	996
9. James Andrews	1985-89 (3)	972
10. Thomas Terrell	2000-02 (2)	920

FIELD GOAL PERCENTAGE

Minimum 200 FG made

Player (Made/Att.)	Years	Pct.
1. Chris Jackson (303-502)	1983-85 (2)	.604
2. Quincy Gause (279-465)	1997-99 (2)	.600
3. Bob Pierson (352-594)	1974-76 (2)	.593
4. Eric Buckner (262-447)	2010-12 (2)	.586
5. Rodney Turner (236-435)	1986-89 (2)	.555
6. Markus Crider (330-598)	2012-16 (4)	.552
7. Chris Collier (380-696)	1989-91 (2)	.546
8. Reggie Chennault (237-445)	1982-84 (2)	.533
9. Nate Williams (464-876)	2001-04 (3)	.530
10. Tildon Wright (305-579)	1993-97 (4)	.527

FREE THROWS MADE

Player	Years	FT
1. R.J. Hunter	2012-15 (3)	448
2. Phillip Luckydo	1990-92 (2)	361
3. Rodney Hamilton	1994-98 (4)	352
4. Travis Williams	1992-96 (4)	340
5. Devonta White	2010-14 (4)	336
6. Terrence Brandon	1991-96 (4)	324
7. Nate Williams	2001-04 (3)	293
8. Zavian Smith	1989-94 (4)	292
9. Rashad Chase	2005-09 (4)	261
10. James Andrews	1985-89 (3)	259

FREE THROWS ATTEMPTED

Player	Years	FTA
1. Terrence Brandon	1991-96 (4)	531
2. R.J. Hunter	2012-15 (3)	525
3. Chris Collier	1989-91 (2)	510
4. Phillip Luckydo	1990-92 (2)	505
5. Zavian Smith	1989-94 (4)	483
6. Travis Williams	1992-96 (4)	451
7. Rashad Chase	2005-09 (4)	435
8. Devonta White	2010-14 (4)	431
9. Rodney Hamilton	1994-98 (4)	420

FREE THROW PERCENTAGE

Minimum 100 FT Made

Player (Made/Att.)	Years	Pct.
1. R.J. Hunter (448-525)	2012-15 (3)	.853
2. Rodney Hamilton (352-420)	1994-98 (4)	.838
3. Tom Mullins (204-250)	1964-67 (3)	.816
4. Matt O'Brien (161-198)	1989-91 (2)	.813
5. Trae Goldston (115-142)	2006-10 (4)	.810
6. Manny Atkins (194-240)	2012-14 (2)	.808
7. James Andrews (259-323)	1985-89 (3)	.802
8. Ryan Harrow (201-254)	2013-15 (2)	.791
9. Thomas Terrell (190-240)	2000-02 (2)	.790
10. Devonta White (336-431)	2010-14 (4)	.780



RYAN HARROW scored 1,134 in just two seasons with the Panthers.



MARKUS CRIDER finished his career ranked No. 6 in rebounds and FG percentage.



ZAVIAN SMITH is the top three in rebounds and blocked shots in Panther annals.



3-POINT FIELD GOALS

Player	Years	3FG
1. R.J. Hunter	2012-15 (3)	253
2. Shellord Pinkett	1994-98 (4)	240
3. Trae Goldston	2006-10 (4)	196
4. Thomas Terrell	2000-02 (2)	177
5. Leonard Mendez	2005-09 (4)	167
6. Anton Reese	1998-00 (2)	165
7. Kevin Morris	1998-01 (3)	160
8. Kevin Thomas	2003-05 (2)	137
9. Herman Favors	2003-06 (4)	130
10. Manny Atkins	2012-14 (2)	129

3-POINT FIELD GOAL ATTEMPTS

Player	Years	3FGA
1. R.J. Hunter	2012-15 (3)	715
2. Shellord Pinkett	1994-98 (4)	637
3. Trae Goldston	2006-10 (4)	531
4. Kevin Morris	1998-01 (3)	478
5. Thomas Terrell	2000-02 (2)	431
6. Leonard Mendez	2005-09 (4)	417
7. Anton Reese	1998-00 (2)	412
8. Devonta White	2010-14 (4)	388
9. Kevin Thomas	2003-05 (2)	366
10. Herman Favors	2003-06 (4)	357

3-POINT FG PERCENTAGE

Minimum 50 3-Pt. FG Made

Player	Years	Pct.
1. Marcus Brown (80-178)	2003-05 (2)	.449
2. Manny Atkins (129-304)	2012-14 (2)	.424
3. Leonard Mendez (167-417)	2005-09 (4)	.400
Anton Reese (165-412)	1998-00 (2)	.400
5. Thomas Terrell (177-453)	2000-02 (2)	.391
6. James Andrews (72-186)	1987-89 (3)	.387
7. Jeff Thomas (82-214)	2015- (2)	.384
8. Shellord Pinkett (240-637)	1994-98 (4)	.377
9. Kevin Thomas (137-366)	2003-05 (2)	.374
10. Trae Goldston (196-531)	2006-10 (4)	.369
Leroy Davis (106-287)	2001-03 (2)	.369

ASSISTS

Player	Years	Ast.
1. Rodney Hamilton	1994-98 (4)	535
2. Kevin Morris	1998-01 (3)	431
3. Devonta White	2010-14 (4)	414
4. Eric Ervin	1982-84 (2)	316
5. Herman Favors	2002-06 (4)	310
Howie Jarvis	1976-79 (3)	310
7. Boyd Copeland	2003-05 (2)	288
8. Lamont McIntosh	2000-04 (4)	281
9. Dewey Haley	1984-86 (2)	279
10. Joe Dukes	2008-10 (2)	257

BLOCKED SHOTS

Player	Years	Blk.
1. Zavian Smith	1989-94 (4)	182
2. Eric Buckner	2010-12 (2)	167
3. James Vincent	2009-13 (4)	132
4. Curtis Washington	2013-15 (2)	122
5. Nate Williams	2001-04 (3)	113
6. Torquin Gresham	1997-00 (3)	110
7. Deven Dickerson	2004-08 (4)	101
8. Sylvester Morgan	2003-05 (2)	84
9. Trello Galloway	2002-04 (2)	72
10. Chris Collier	1989-91 (2)	71

STEALS

Player	Years	Stl.
1. Rodney Hamilton	1994-98 (4)	212
2. Kevin Morris	1998-01 (3)	202
3. R.J. Hunter	2012-15 (3)	191
4. Devonta White	2010-14 (4)	164
5. Zavian Smith	1989-94 (4)	157
6. Shernard Long	1999-01 (2)	144
7. James Fields	2008-12 (4)	139
8. Herman Favors	2002-06 (4)	120
9. Corey Gauff	1989-93 (4)	117
10. Leonard Mendez	2005-09 (4)	116

GAMES PLAYED

Player	Years	G
1. Markus Crider	2012-16 (4)	129
2. Jihad Ali	2007-12 (4)	126
3. James Fields	2008-12 (4)	124
4. Trae Goldston	2006-10 (4)	122
5. Rashad Chase	2005-09 (4)	120
6. Devonta White	2010-14 (4)	119
7. Lamont McIntosh	2000-04 (4)	118
8. Rashaad Richardson	2010-14 (4)	117
James Vincent	2009-13 (4)	117
10. Donnie Davis	1998-02 (4)	115

GAMES STARTED

Player	Years	GS
1. Rodney Hamilton	1994-98 (4)	105
2. Devonta White	2010-14 (4)	102
3. R.J. Hunter	2012-15 (3)	98
4. Leonard Mendez	2005-09 (4)	96
5. Zavian Smith	1989-94 (4)	92
6. Kevin Morris	1998-01 (3)	86
7. Lamont McIntosh	2000-04 (4)	82
8. Rashad Chase	2005-09 (4)	81
9. Chavelo Holmes	1981-86 (4)	78
10. Nate Williams	2001-04 (3)	75

DOUBLE-DOUBLES (PTS.-RBS.)

Player	Years	DD
1. Chris Collier	1989-91 (2)	29
Quincy Gause	1997-99 (2)	29
3. Terrence Brandon	1991-96 (4)	25



ERIC BUCKNER moved to the top of the blocked shots list in just two seasons.



JIHAD ALI had the record for career games played before it was broken two years ago.

CAREER WINS

Player	Wins
1. Ryann Green	87
2. Lamont McIntosh	83
Donnie Davis	83
4. Markus Crider	81
T.J. Shipes	81
6. Devonta White	74
Rashaad Richardson	74



RYAN HARROW scored 604 points in 2013-14, tied for the fifth most in a single season in program history.

POINTS

Player	Season	Pts.
1. R.J. Hunter	2014-15	688
2. Thomas Terrell	2001-02	635
3. Phillip Luckydo	1991-92	629
4. Phillip Luckydo	1990-91	625
5. R.J. Hunter	2013-14	604
Ryan Harrow	2013-14	604
7. Shernard Long	2000-01	593
8. Chris Collier	1990-91	565
9. George Pendleton	1976-77	562
10. Thomas Terrell	2000-01	558

POINTS PER GAME

Player	Season	Avg.
1. Ron Ricketts	1970-71	21.1
2. Phillip Luckydo	1991-92	21.0
3. Terrence Brandon	1995-96	20.8
4. Thomas Terrell	2001-02	20.5
5. Phillip Luckydo	1990-91	20.2
6. George Pendleton	1976-77	20.1
7. Ken Brewer	1969-70	19.8
8. R.J. Hunter	2014-15	19.7
Harlan Graham	1986-87	19.7
10. Jackie Poag	1971-72	19.5

REBOUNDS

Player	Season	Rebs.
1. Chris Collier	1990-91	328
2. Neil Purvis	1972-73	288
3. Rodney Turner	1988-89	278
4. Bob Pierson	1975-76	265
5. Chris Collier	1989-90	258
6. Thomas Terrell	2000-01	255
7. Terrence Brandon	1995-96	249
8. Rodney Turner	1986-87	249
9. Ron Ricketts	1970-71	246
10. Willie Clayton	2016-17	237



JOE DUKES recorded top-15 seasons in both assists and steals to earn All-CAA honors.

REBOUNDS PER GAME

Player	Season	Avg.
1. Ron Ricketts	1971-72	14.6
2. Neil Purvis	1972-73	11.5
Bob Pierson	1975-76	11.5
4. Ron Ricketts	1970-71	11.1
5. Chris Collier	1990-91	10.6
6. Terrence Brandon	1995-96	10.4
7. Rodney Turner	1988-89	9.9
Chris Collier	1989-90	9.9
9. Virlyn Gaines	1964-65	9.6
10. Bogden Wolfe	1967-68	9.5
Rondy Tucker	1979-80	9.5

ASSISTS

Player	Season	Ast.
1. Eric Ervin	1982-83	222
2. Dewey Haley	1985-86	174
3. Rodney Hamilton	1997-98	171
4. Melvin Howard	1986-87	148
5. Devonta White	2013-14	147
6. Kevin Morris	1999-00	145
7. Ryan Harrow	2013-14	144
Kevin Morris	2000-01	144
9. Kevin Morris	1998-99	142
10. Joe Dukes	2008-09	134
11. Lamont McIntosh	2001-02	128
12. R.J. Hunter	2014-15	126
13. Rodney Hamilton	1996-97	124
14. Joe Dukes	2009-10	123

STEALS

Player	Season	Stl.
1. Kevin Morris	2000-01	84
2. Shernard Long	2000-01	83
3. R.J. Hunter	2014-15	75
4. R.J. Hunter	2013-14	63
Shernard Long	1999-00	63
6. Kevin Morris	1999-00	62
7. James Fields	2011-12	61
8. Devonta White	2011-12	60
Rodney Hamilton	1996-97	60
10. Mark Stribling	1992-93	59
Dewey Haley	1984-85	59



KEVIN MORRIS set the school record for steals with 84 in 2000-01. His teammate, Shernard Long, added 83 thefts.



BLOCKED SHOTS

Player	Season	Blks.
1. Eric Buckner	2011-12	118
2. Sylvester Morgan	2004-05	81
3. Curtis Washington	2013-14	78
4. James Vincent	2012-13	70
5. Zavian Smith	1991-92	62
6. Zavian Smith	1993-94	54
7. Eric Buckner	2010-11	49
8. Deven Dickerson	2006-07	47
9. Deven Dickerson	2005-06	46
10. Trello Galloway	2002-03	45



ERIC BUCKNER set a school record with 118 blocked shots. The mark was the fifth most in CAA history.

FIELD GOALS MADE

Player	Season	FG (Att.)
1. Ryan Harrow	2013-14	222 (498)
2. Thomas Terrell	2001-02	214 (475)
3. Chris Collier	1990-91	210 (398)
4. Shernard Long	2000-01	209 (461)
Chavelo Holmes	1982-83	209 (392)
6. Ryan Harrow	2014-15	208 (413)
7. Phillip Luckydo	1991-92	205 (446)
8. R.J. Hunter	2014-15	203 (514)
9. Thomas Terrell	2000-01	199 (445)
10. Mike Nalls	1992-93	196 (370)
Nate Williams	2002-03	196 (370)

3-POINT FIELD GOALS

Player	Season	3FG
1. R.J. Hunter	2013-14	100
2. Thomas Terrell	2001-02	94
3. Shellord Pinkett	1997-98	91
4. Anton Reese	1998-99	86
5. Thomas Terrell	2000-01	83
6. R.J. Hunter	2014-15	80
7. Anton Reese	1999-00	79
8. Manny Atkins	2013-14	75
9. Kevin Thomas	2004-05	74
10. R.J. Hunter	2012-13	73

3-POINT PERCENTAGE

Player	Season	Pct.
1. Leonard Mendez	2006-07	.475
2. Marcus Brown	2004-05	.467
3. Shellord Pinkett	1997-98	.442
4. Manny Atkins	2013-14	.434
Anton Reese	1999-00	.434
6. Herman Favors	2003-04	.424
7. Manny Atkins	2012-13	.412
8. Mark Stribling	1992-93	.408
9. Leonard Mendez	2007-08	.405
10. Trae Goldston	2007-08	.399



R.J. HUNTER has three of the top-10 single-season 3-point records and became the first to make 100 in a season.

FREE THROWS MADE

Player	Season	FT (Att)
1. Phillip Luckydo	1990-91	203 (295)
2. R.J. Hunter	2014-15	202 (230)
3. Phillip Luckydo	1991-92	158 (210)
4. Chris Collier	1990-91	145 (226)
5. R.J. Hunter	2013-14	142 (161)
6. Ryan Harrow	2013-14	130 (155)
7. Nate Williams	2002-03	129 (172)
8. Shernard Long	2000-01	120 (167)
9. Tom Mullins	1966-67	118 (139)
10. Rodney Hamilton	1996-97	117 (137)

DOUBLE-DOUBLES (PTS.-REBS.)

Player	Season	D-D
1. Chris Collier	1990-91	18
2. Terrence Brandon	1995-96	13
3. Quincy Gause	1998-99	12

FIELD GOAL PERCENTAGE

Minimum 100 FG Made

Player (Made/Att.)	Season	FG-FGA	Pct.
1. Chris Jackson	1983-84	118-164	.720
2. Curtis Washington	2013-14	105-160	.656
3. Quincy Gause	1998-99	144-221	.651
4. Bob Pierson	1975-76	187-291	*.643
5. Eric Buckner	2011-12	147-237	.620
6. Markus Crider	2014-15	141-237	.595
7. Rodney Turner	1988-89	119-205	.581
8. Chris Collier	1989-90	169-294	.575
9. Nate Williams	2003-04	120-217	.553
Quincy Gause	1997-98	135-244	.553

* Ranked seventh in NCAA Division I

FREE THROW PERCENTAGE

Minimum 50 FT Made

Player	Season	Made-Att.	Pct.
1. R.J. Hunter	2013-14	142-161	.882
2. R.J. Hunter	2014-15	202-230	.878
3. Matt O'Brien	1989-90	113-129	.876
4. Rodney Hamilton	1997-98	96-110	.873
5. Nate Williams	2003-04	82-95	.863
6. James Andrews	1987-88	79-92	.859
7. Rodney Hamilton	1996-97	117-137	.854
8. Tom Mullins	1966-67	118-139	.849
9. Ryan Harrow	2013-14	130-155	.839
10. Rankin Thomas	1969-70	57-68	.838



SEASON	TOTAL POINTS	SCORING AVERAGE	TOTAL REBOUNDS	REBOUND AVERAGE	ASSIST AVERAGE
1963-64	Virlyn Gaynes349	Virlyn Gaynes.....15.6	Virlyn Gaynes.....179	Virlyn Gaynes.....8.1	
1964-65	Don Cool.....271	Virlyn Gaynes.....13.3	Virlyn Gaynes.....113	Virlyn Gaynes.....9.6	
1965-66	Tom Mullins.....215	Tom Mullins.....10.8	Tom Mullins146	Tom Mullins7.1	
1966-67	Jim Jacobs.....397	Jim Jacobs17.2	Tom Mullins119	Tom Mullins8.5	
1967-68	Jim Jacobs.....331	Jim Jacobs17.4	Bogden Wolfe.....171	Bogden Wolfe.....9.5	
1968-69	Ken Brewer.....361	Ken Brewer.....18.1	Walt Seeger119	Walt Seeger.....5.9	
1969-70	Ken Brewer.....376	Ken Brewer.....19.8	Tom Pritchard169	Tom Pritchard9.0	
1970-71	Ron Ricketts.....443	RON RICKETTS21.1	Ron Ricketts.....246	Ron Ricketts11.1	
1971-72	Jackie Poag428	Jackie Poag.....19.5	Ron Ricketts.....193	RON RICKETTS14.8	
1972-73	Walker Atrice.....326	Walker Atrice13.0	Neil Purvis288	Neil Purvis.....11.5	
1973-74	Walker Atrice.....374	Jackie Poag.....14.4	Walker Atrice.....208	Walker Atrice8.0	
1974-75	Jim Atkinson.....431	Jim Atkinson16.6	Eddie Young.....233	Eddie Young8.9	
1975-76	Bob Pierson.....441	Bob Pierson19.2	Bob Pierson265	Bob Pierson11.5	
1976-77	George Pendleton.....562	George Pendleton20.1	Charles Boles.....186	Charles Boles.....6.6	
1977-78	Jerome Scott.....341	Jerome Scott14.8	Dan Fencher165	Dan Fencher6.3	
1978-79	Chris Falker.....306	Mark Gulmire11.9	Dan Fencher147	Dan Fencher5.4	
1979-80	Don Ross.....364	Rondy Tucker15.8	Rondy Tucker189	Rondy Tucker9.5	Jeff Stackhouse1.9
1980-81	Archie Booker.....281	Don Ross.....13.0	Archie Booker171	Rondy Tucker6.8	n/a
1981-82	Frank Bennett.....275	Rondy Tucker12.1	Joe Brown.....166	Rondy Tucker6.9	George Ramsey2.3
1982-83	Chavelo Holmes495	Chavelo Holmes.....18.3	Joe Brown.....226	Joe Brown.....8.1	ERIC ERVIN7.9
1983-84	Chavelo Holmes393	Chavelo Holmes.....13.1	Reggie Chennault.....119	Reggie Chennault6.4	Eric Ervin.....3.6
1984-85	Chris Jackson.....433	Chris Jackson15.5	Paul Norris.....147	Paul Norris.....5.3	Dewey Haley3.8
1985-86	Dewey Haley.....388	Dewey Haley13.9	Ricky Coulter.....203	Ricky Coulter7.5	Dewey Haley6.2
1986-87	Elfrem Jackson.....412	Harlen Graham19.7	Rodney Turner249	Rodney Turner8.9	Melvin Howard5.7
1987-88	James Andrews.....424	James Andrews.....15.1	Willie Brown.....185	Willie Brown6.6	Paris Dennis3.8
1988-89	James Andrews.....526	James Andrews.....18.8	Rodney Turner278	Rodney Turner9.9	Bobby Reinhart.....4.3
1989-90	Matt O'Brien515	Matt O'Brien.....18.4	Chris Collier258	Chris Collier9.9	Matt O'Brien.....3.8
1990-91	Phillip Luckydo625	Phillip Luckydo.....20.2	CHRIS COLLIER.....328	Chris Collier10.6	Garrett Coley.....2.8
1991-92	Phillip Luckydo629	Phillip Luckydo.....21.0	Zavian Smith235	Zavian Smith7.8	Don Smiley2.8
1992-93	Mike Nalls469	Mike Nalls.....17.4	Mike Nalls.....236	Mike Nalls.....8.7	Courtney Brooks.....3.2
1993-94	Zavian Smith.....405	Zavian Smith15.6	Zavian Smith225	Zavan Smith8.7	Donald Hall.....4.8
1994-95	Terrence Brandon485	Terrence Brandon18.7	Terrence Brandon234	Terrence Brandon9.0	Rodney Hamilton4.3
1995-96	Terrence Brandon499	Terrence Brandon20.8	Terrence Brandon249	Terrence Brandon ..10.4	Rodney Hamilton4.6
1996-97	Rodney Hamilton.....485	Rodney Hamilton18.0	Tildon Wright.....192	Tildon Wright7.1	Rodney Hamilton4.6
1997-98	Rodney Hamilton.....449	Rodney Hamilton16.0	Quincy Gause.....212	Quincy Gause.....7.6	Rodney Hamilton6.1
1998-99	Anton Reese493	Kevin Morris16.6	Quincy Gause.....203	Quincy Gause.....8.8	Kevin Morris5.9
1999-00	Anton Reese475	Shernard Long.....16.9	Jarrold Hill169	Jarrold Hill6.0	Kevin Morris5.0
2000-01	Shernard Long593	Shernard Long18.0	Thomas Terrell255	Thomas Terrell7.5	Kevin Morris4.2
2001-02	Thomas Terrell.....635	Thomas Terrell20.5	Thomas Terrell227	Thomas Terrell7.3	Lamont McIntosh4.1
2002-03	Nate Williams521	Nate Williams.....18.0	Nate Williams190	Trello Galloway6.8	Lamont McIntosh3.2
2003-04	Nate Williams323	Nate Williams14.7	Trello Galloway175	Nate Williams6.9	Herman Favors.....3.6
2004-05	Marcus Brown431	Marcus Brown14.9	Boyd Copeland.....151	Boyd Copeland5.2	Boyd Copeland.....3.8
2005-06	Herman Favors.....349	Herman Favors12.5	Deven Dickerson147	Deven Dickerson5.1	Boyd Copeland.....3.6
2006-07	Lance Perique467	Lance Perique.....15.6	Rashad Chase184	Rashad Chase5.9	Ron Larris.....2.9
2007-08	Leonard Mendez481	Leonard Mendez.....16.0	Rashad Chase212	Rashad Chase7.6	D.J. Jones2.8
2008-09	Joe Dukes396	Joe Dukes.....12.8	Rashad Chase187	Rashad Chase5.8	Joe Dukes.....4.3
2009-10	Joe Dukes432	Joe Dukes.....13.5	Ousman Krubally171	Ousman Krubally5.7	Joe Dukes.....3.8
2010-11	Eric Buckner290	Eric Buckner.....9.4	Eric Buckner175	Eric Buckner5.6	James Fields.....3.0
2011-12	Devonta White438	Devonta White.....12.9	Eric Buckner242	Eric Buckner7.1	Josh Mischeaux.....3.6
2012-13	R.J. Hunter527	R.J. Hunter.....17.0	Manny Atkins.....207	Manny Atkins.....6.7	Devonta White.....3.9
2013-14	R.J. Hunter/R. Harrow .604	R.J. Hunter.....18.3	Manny Atkins.....208	Manny Atkins.....6.1	Devonta White.....4.3
2014-15	R.J. HUNTER.....688	R.J. Hunter.....19.7	Markus Crider.....225	Markus Crider.....6.4	R.J. Hunter3.6
2015-16	Jeremy Hollowell.....443	Jeremy Hollowell.....14.8	T.J. Shipes.....151	T.J. Shipes.....5.0	Kevin Ware3.1
2016-17	Jeremy Hollowell.....500	Jeremy Hollowell.....15.2	Willie Clayton237	Willie Clayton7.2	D'Marcus Simonds ..2.0

ALL CAPS - single season leader



POINTS SCORED

Points	G	Year
2,701	34	2000-01
2,641	34	2013-14
2,526	30	1991-92
2,499	35	2014-15
2,452	31	1990-91
2,442	33	2016-17
2,388	31	2001-02
2,379	28	1988-89
2,298	34	2011-12
2,281	28	1986-87

POINTS PER GAME

Avg.	G	Year
84.96	28	1988-89
84.20	30	1991-92
81.46	28	1986-87
80.83	24	1971-72
79.79	28	1987-88
79.44	34	2000-01
79.10	31	1990-91
77.70	34	2013-14
77.00	31	2001-02
76.30	27	1992-93

FIELD GOAL ATTEMPTS

FGA	G	Year
2,068	34	2000-01
1,975	31	1991-92
1,936	34	2011-12
1,923	34	2013-14
1,916	31	1990-91

FIELD GOALS MADE

FG	G	Year
929	34	2000-01
913	28	1988-89
902	35	2014-15
900	34	2013-14
885	33	2016-17

FIELD GOAL PCT.

Pct. (FG-FGA)	G	Year
.500 (803-1607)	28	1982-83
.489 (735-1503)	28	1983-84
.480 (902-1878)	35	2014-15
.475 (913-1921)	28	1988-89
.469 (885-1888)	33	2016-17
.468 (900-1923)	34	2013-14
.468 (776-1657)	29	2003-04

3-PT FG ATTEMPTS

3FGA	G	Year
780	34	2000-01
700	29	2004-05
690	33	2016-17
672	34	2013-14
611	31	2012-13
603	31	2001-02
594	31	2010-11
593	29	2003-04
565	32	2008-09
562	34	2011-12

3-PT FG MADE

3FG	G	Year
276	34	2000-01
257	29	2004-05
252	34	2013-14
246	33	2016-17
219	31	2012-13
219	31	2001-02
212	29	2003-04
189	29	2005-06
188	29	1999-00
181	29	2002-03

3-PT FG PCT.

Pct (3FG-3FGA)	G	Year
.375 (252-672)	34	2013-14
.372 (188-506)	29	1999-00
.370 (178-481)	30	2007-08
.369 (170-461)	28	1997-98
.367 (257-700)	29	2004-05

FREE THROW ATTEMPTS

FTA	G	Year
1,021	30	1990-91
873	30	1991-92
808	34	2000-01

FREE THROWS MADE

FT	G	Year
653	30	1990-91
601	30	1991-92
589	34	2013-14
567	34	2000-01
521	35	2014-15
503	28	1987-88

FREE THROW PCT.

Pct. (FT-FTA)	G	Year
.778 (589-757)	34	2013-14
.754 (408-541)	22	1967-68
.735 (382-520)	28	1997-98
.727 (405-557)	29	2003-04
.725 (521-719)	35	2014-15
.718 (473-659)	31	2001-02
.712 (417-586)	31	2012-13

REBOUNDS

Reb.	G	Year
1,276	31	1990-91
1,273	28	1986-87
1,229	34	2011-12
1,213	30	1991-92
1,205	26	1973-74
1,174	33	2016-17

REBOUNDS PER GAME

Average	G	Year
46.3	26	1973-74
45.7	23	1975-76
45.6	28	1986-87
44.2	25	1972-73
41.2	31	1990-91



PHILLIP LUCKYDO drives against Arkansas in the 1991 NCAA Tournament. Luckydo led the Panthers to the TAAC title that season by averaging 20.2 points per game.

OFFENSIVE REBOUNDS

Rebounds	G	Year
451	28	1986-87
441	34	2000-01
435	31	1990-91

DEFENSIVE REBOUNDS

Rebounds	G	Year
840	33	2016-17
839	34	2011-12
794	35	2014-15
794	34	2013-14
751	31	2001-02

ASSISTS

Assists	G	Year
479	35	2014-15
463	29	2003-04
451	34	2013-14
449	34	2000-01
435	31	2001-02

STEALS

Steals	G	Year
351	34	2000-01
321	35	2014-15
315	34	2011-12
297	30	1991-92
260	34	2013-14

BLOCKED SHOTS

Blocks	G	Year
183	34	2011-12
167	34	2013-14
148	31	2010-11
143	35	2014-15
143	29	2002-03
140	33	2016-17

FEWEST POINTS ALLOWED PER GAME

Avg.	G	Year
58.9	34	2011-12
62.4	35	2014-15
63.6	32	2008-09
63.7	32	2009-10
64.1	31	2010-11
65.0	30	2015-16
66.2	30	2007-08
66.9	31	2012-13

LOWEST FIELD GOAL PCT. ALLOWED

.380 (702-1847)	34	2011-12
.388 (709-1826)	35	2014-15
.405 (627-1548)	31	2010-11
.409 (638-1559)	30	2015-16
.411 (758-1844)	33	2016-17
.418 (819-1959)	31	2001-02
.419 (714-1706)	29	2003-04
.420 (705-1677)	27	1993-94
.421 (717-1702)	30	1998-99



GEORGIA STATE YEAR-BY-YEAR

Year	G	FG	FGA	Pct.	3FG	3FGA	Pct.	FT	FTA	Pct.	Reb.	Avg.	Ast.	Bl.	St.	Pts.	Avg.
2016-17	33	885	1,888	.469	246	690	.357	426	658	.647	1174	35.6	399	140	236	2,442	74.0
2015-16	30	705	1,597	.441	149	436	.342	412	598	.689	925	30.8	352	91	200	1,971	65.7
2014-15	35	902	1,878	.480	174	522	.333	521	719	.725	1,116	31.9	479	143	321	2,499	71.4
2013-14	34	900	1,923	.468	252	672	.375	589	757	.778	1,074	31.6	451	167	260	2,641	77.7
2012-13	31	739	1,685	.439	219	611	.358	417	586	.712	985	31.8	362	127	240	2,114	68.2
2011-12	34	842	1,936	.435	178	562	.317	436	665	.656	1,229	36.1	427	183	315	2,298	67.7
2010-11	31	707	1,676	.422	179	512	.350	326	549	.594	1,103	35.6	404	148	201	1,919	61.9
2009-10	32	740	1,770	.418	135	551	.315	378	551	.686	1,082	33.8	356	106	231	1,993	62.3
2008-09	32	715	1,717	.416	178	565	.315	321	521	.616	1,048	32.8	368	77	220	1,929	60.3
2007-08	30	670	1,586	.422	178	481	.370	329	512	.643	984	32.8	315	68	207	1,847	61.6
2006-07	31	685	1,595	.429	180	495	.364	443	675	.656	1,047	33.8	339	98	177	1,993	64.3
2005-06	29	666	1,609	.414	189	542	.349	367	557	.659	944	32.6	351	106	189	1,888	65.1
2004-05	29	722	1,694	.426	257	700	.367	348	496	.702	988	34.1	375	139	190	2,049	70.7
2003-04	29	776	1,657	.468	212	593	.358	405	557	.727	1,049	36.2	463	104	213	2,169	74.8
2002-03	29	783	1,714	.457	181	535	.338	398	566	.703	987	34.0	393	143	217	2,145	74.0
2001-02	31	848	1,831	.463	219	603	.363	473	659	.718	1,139	36.7	435	128	205	2,388	77.0
2000-01	34	929	2,068	.449	276	780	.354	567	808	.702	1,171	34.4	449	129	351	2,701	79.4
1999-00	29	755	1,656	.456	188	506	.372	384	579	.663	989	34.1	356	125	253	2,082	71.8
1998-99	30	775	1,709	.453	167	490	.341	482	681	.708	1,107	36.9	380	121	242	2,199	73.3
1997-98	28	772	1,658	.466	170	461	.369	382	520	.735	982	35.1	383	110	197	2,096	74.9
1996-97	27	680	1,591	.427	110	352	.313	374	530	.706	973	36.0	327	99	164	1,844	68.3
1995-96	26	677	1,625	.417	109	353	.309	414	595	.696	1,055	40.6	332	73	164	1,877	72.2
1994-95	28	753	1,754	.429	83	289	.287	448	682	.657	1,100	39.3	346		208	2,037	72.8
1993-94	27	736	1,627	.452	62	229	.271	456	740	.616	1,059	39.2	399		227	1,990	73.7
1992-93	27	747	1,737	.430	106	329	.322	460	738	.623	1,022	37.9	362	53	239	2,060	76.3
1991-92	30	881	1,975	.446	163	481	.339	601	873	.688	1,213	40.4	429	107	297	2,526	84.2
1990-91	31	846	1,916	.442	107	388	.276	653	1,021	.640	1,276	41.2	430	102	258	2,452	79.1
1989-90	28	614	1,323	.464	138	393	.351	456	717	.636	1,076	38.4	386	90	189	2,098	74.9
1988-89	28	913	1,921	.475	119	346	.344	434	641	.677	1,124	40.1	419	75	198	2,379	85.0
1987-88	28	812	1,739	.467	107	304	.352	503	714	.704	1,085	38.8	408	58	188	2,234	79.8
1986-87	28	822	1,769	.465	76	241	.315	409	674	.607	1,273	45.5	371	70	217	2,281	81.5
1985-86	28	817	1,857	.440				500	737	.678	1,108	39.6	418	59	174	2,096	74.9
1984-85	28	752	1,690	.445				356	583	.611	1,049	37.5	356			1,860	66.4
1983-84	28	735	1,503	.489				329	470	.700						1,799	64.3
1982-83	28	803	1,607	.500				358	549	.652	944	33.7	433	71	156	1,964	70.1
1981-82	27	695	1,632	.426				275	406	.677	893	33.1	265	63	167	1,665	61.7
1980-81	27	708	1,616	.438				290	432	.671	831	30.8	229	74	133	1,706	63.2
1979-80	27	786	1,775	.443				327	448	.730	905	33.5	279	65	145	1,899	70.3
1978-79	27	817	1,839	.444				310	464	.668	1,075	39.8				1,944	72.0
1977-78	26	732	1,699	.431				371	557	.666	1,068	41.1				1,835	70.6
1976-77	28	820	1,821	.450				378	592	.639	1,120	40.0				2,016	72.0
1975-76	23	753	1,704	.442				227	403	.563	1,051	45.7				1,733	75.3
1974-75	26															1,808	69.5
1973-74	26	792	1,883	.421				273	441	.619	1,205	46.3				1,857	71.4
1972-73	25	658	1,656	.397				240	389	.617	1,104	44.2				1,556	62.2
1971-72	24	770	1,815	.424				400	586	.683		0.0				1,940	80.8
1970-71	21											0.0				1,538	73.2
1969-70	22	605	1,384	.437				381	550	.693	823	37.4				1,591	72.3
1968-69	20							335	524	.639	583	29.2				1,251	62.6
1967-68	22															1,469	66.8
1966-67	24															1,651	68.8
1965-66	20															1,192	59.6
1964-65	21															1,417	67.5
1963-64	22															1,273	57.9



OPPONENTS YEAR-BY-YEAR

Year	G	FG	FGA	Pct.	3FG	3FGA	Pct.	FT	FTA	Pct.	Reb.	Avg.	Ast.	Bl.	St.	Pts.	Avg.
2016-17	33	758	1,844	.411	274	846	.324	522	734	.711	1,101	33.4	442	90	203	2,312	70.1
2015-16	30	638	1,559	.409	205	639	.321	469	646	.726	1,047	34.9	374	92	158	1,950	65.0
2014-15	35	709	1,826	.388	251	767	.327	515	721	.714	1,165	33.3	444	82	159	2,184	62.4
2013-14	34	804	1,909	.421	267	784	.341	455	670	.679	1,233	36.3	422	91	144	2,330	68.5
2012-13	31	708	1,625	.436	239	652	.367	420	594	.707	1,044	33.7	425	122	165	2,075	66.9
2011-12	34	702	1,847	.380	218	691	.315	381	559	.682	1,196	35.2	406	138	190	2,003	58.9
2010-11	31	627	1,548	.405	178	539	.330	556	783	.710	1,022	33.0	350	105	208	1,988	64.1
2009-10	32	692	1,630	.425	173	534	.324	378	551	.686	1,070	33.4	399	110	228	2,039	63.7
2008-09	32	723	1,660	.436	210	628	.334	380	571	.665	1,085	33.9	420	100	189	2,036	63.6
2007-08	30	678	1,476	.459	189	536	.353	442	634	.697	917	30.6	390	99	200	1,987	66.2
2006-07	31	807	1,814	.445	221	662	.334	391	569	.687	1,092	35.2	468	118	248	2,226	71.8
2005-06	29	730	1,604	.455	180	511	.352	428	624	.686	1,067	36.8	434	120	233	2,068	71.3
2004-05	29	757	1,723	.439	192	563	.341	391	559	.699	1,103	38.0	398	75	197	2,097	72.3
2003-04	29	714	1,706	.419	172	582	.296	384	574	.669	982	33.9	364	87	250	1,984	68.4
2002-03	29	782	1,727	.453	193	574	.336	380	556	.683	1,029	35.5	424	84	243	2,137	73.7
2001-02	31	819	1,959	.418	206	665	.310	424	596	.711	1,143	36.9	419	71	264	2,268	73.2
2000-01	34	880	1,928	.456	176	560	.314	401	604	.664	1,182	34.8	454	96	198	2,337	68.7
1999-00	29	713	1,580	.451	199	516	.386	360	541	.665	970	33.4	401	97	204	1,985	68.4
1998-99	30	717	1,702	.421	178	534	.333	477	665	.717	978	32.6	381	102	253	2,089	69.6
1997-98	28	729	1,701	.429	138	391	.353	364	559	.651	1,045	37.3	335	89	428	1,960	70.0
1996-97	27	679	1,608	.422	192	564	.340	380	557	.682	1,049	38.9	384	92	159	1,930	71.5
1995-96	26	709	1,558	.455	173	485	.357	331	584	.567	1,021	39.3	415	73	152	1,972	75.8
1994-95	28	776	1,709	.454	147	438	.336	480	719	.668	1,094	39.1	432		200	2,179	77.8
1993-94	27	705	1,677	.420	124	381	.325	415	599	.693	1,048	38.8	387	508	234	1,949	72.2
1992-93	27	770	1,641	.469	127	364	.349	413	605	.683	1,104	40.9	432	104	207	2,080	77.0
1991-92	30	881	1,866	.472	143	411	.348	519	749	.693	1,160	38.7	558	101	258	2,424	80.8
1990-91	31	867	1,907	.455	138	384	.359	555	822	.675	1,195	38.5	442	128	264	2,427	78.3
1989-90	28	731	1,439	.508	175	448	.391	507	758	.669	1,201	42.9	482	89	265	2,494	89.1
1988-89	28	763	1,477	.517	124	359	.345	478	686	.697	1,113	39.8	474	84	171	2,376	84.9
1987-88	28	872	1,770	.493	129	319	.404	489	728	.672	1,067	38.1	458	93	186	2,362	84.4
1986-87	28	763	1,605	.475	78	262	.298	503	731	.688	1,192	42.6	383	81	160	2,263	80.8
1985-86	28	857	1,816	.472				577	874	.660	1,193	42.6	488	101	187	2,351	84.0
1984-85	28	923	1,773	.521				499	713	.700	1,109	39.6	474	99	309	2,295	82.0
1983-84	28	831	1,627	.511				428	629	.680						2,090	74.6
1982-83	28	867	1,735	.500				358	573	.625	1,018	36.4	456	71	189	2,092	74.7
1981-82	27	811	1,565	.518				351	517	.679	995	36.9	375	89	167	1,973	73.1
1980-81	27	850	1,610	.528				398	583	.683	1,062	39.3	378	70	185	2,098	77.7
1979-80	27	854	1,817	.470				420	595	.706	1,181	43.7	301	76	142	2,128	78.8
1978-79	27	784	1,628	.482				549	752	.730	1,090	40.4				2,117	78.4
1977-78	26	766	1,554	.493				489	691	.708	1,004	38.6				2,021	77.7
1976-77	28	924	1,968	.470				396	578	.685	1,210	43.2				2,246	80.2
1975-76	23	708	1,570	.451				333	474	.703	1,025	44.6				1,749	76.0
1974-75	26											0.0				1,955	75.2
1973-74	26	929	2,085	.446				442	616	.718	1,384	53.2				2,300	88.5
1972-73	25	768	1,781	.431				320	486	.658	1,153	46.1				1,856	74.2
1971-72	24	912	1,969	.463				444	664	.669		0.0				2,268	94.5
1970-71	21											0.0				1,746	83.1
1969-70	22	707	1,597	.443				336	505	.665	937	42.6				1,750	79.5
1968-69	20											0.0				1,570	78.5
1967-68	22															1,801	81.9
1966-67	24															1,952	81.3
1965-66	20															1,636	81.8
1964-65	21															1,842	87.7
1963-64	22															1,746	79.4



MOST POINTS, GAME

Pts	Player	Opponent	Date
49	Chris Collier	vs. Butler	1-2-91
42	Thomas Terrell	at Jacksonville	1-8-01
42	George Pendleton	vs. Jacksonville	1-2-71
41	R.J. Hunter	at UTSA	12-22-13
41	Bob Pierson	vs. Georgia Southern	2-14-76
41	Jackie Poag	vs. Chattanooga	1-6-72
39	Terrence Brandon	vs. Southeastern Louisiana	2-10-94
38	R.J. Hunter	vs. Old Dominion	2-2-13
38	Anton Reese	at Kansas State	11-29-98
38	Matt O'Brien	vs. Stetson	1-25-90
38	Chavelo Holmes	vs. Florida A&M	2-27-84
38	Jerome Scott	vs. South Florida	2-16-78
37	R.J. Hunter	vs. Troy	1-10-15
37	Ryan Harrow	vs. UL Lafayette	3-16-14
37	Kevin Morris	vs. VCU	12-22-98
37	Jim Jacobs	at Armstrong State	12-9-66
36	Thomas Terrell	vs. Florida Atlantic	2-8-02
36	Thomas Terrell	vs. St. Joseph's	12-21-01
36	Charles Holmes	vs. Charleston Southern	1-29-83
36	Jackie Poag	vs. West Georgia	2-26-72
36	Ron Ricketts	at Southwestern-Memphis	1-20-71

Last 30-Pt. Game: R.J. Hunter, 32 points vs. UL Lafayette, 3-14-15



CHRIS COLLIER set a school and conference record when he poured in 49 points against Butler in 1991. His record-setting night included hitting 19-of-27 field goal attempts and 11-of-19 free throw attempts, along with 12 rebounds.

MOST POINTS, ONE HALF

27	R.J. Hunter vs. Old Dominion	2-2-13
27	Chris Collier vs. Butler	1-2-91
27	George Pendleton vs. Jacksonville	1-4-77

MOST FG MADE

19	Chris Collier vs. Butler	1-2-91
19	Bob Pierson vs. Georgia Southern	12-14-76
19	Jackie Poag vs. Chattanooga	1-6-72
18	George Pendleton vs. Jacksonville	1-4-77
15	Thomas Terrell at Jacksonville	1-8-01
15	Chris Jackson at Samford	2-16-85
15	Matt O'Brien vs. Stetson	1-25-90
15	Terrence Brandon vs. SE Louisiana	2-10-94
15	Mike Nalls at Southern	12-30-92
14	R.J. Hunter at UTSA	12-22-14

MOST FG ATTEMPTS

29	Jackie Poag vs. Chattanooga (made 19)	1-6-72
27	Chris Collier vs. Butler (made 19)	1-2-91
27	Phillip Luckydo at UCF	12-21-91
26	Ryan Harrow at Elon (made 13)	11-26-13
26	Anton Reese at Kansas State (made 14)	11-29-98
25	Rodney Hamilton at SE Louisiana (made 11)	1-30-97
25	Lanard Copeland at Georgia Tech (made 8)	1-10-89
25	Terrence Brandon vs. Samford	2-24-96
24	Matt O'Brien vs. Berry (made 7)	12-5-89

BEST FIELD GOAL PERCENTAGE

Minimum 10 Attempts

.923	Bob Pierson vs. South Alabama	(12-13)..... 2-26-76
.909	Eric Buckner vs. Chattanooga	(10-11).... 12-30-10
.900	Lanard Copeland vs. UTSA	(9-10)..... 1-22-87
.833	Kevin Morris vs. FAU	(10-12) 2-24-00
.818	Eric Buckner at South Carolina State	(9-11).... 11-29-11
.818	Lanard Copeland vs. Morris Brown	(9-11)..... 12-3-88
.813	Terrence Evans at Troy	(13-16).... 12-14-96
.812	Kevin Morris vs. VCU	(13-16)..... 12-2-98
.800	Nate Williams at Auburn	(12-15).... 12-22-03
.800	Chris Collier at Stetson	(12-15)..... 2-24-90
.800	Curtis Washington vs. Young Harris	(8-10)..... 12-4-13
.800	Quincy Gause vs. North Carolina A&T	(8-10).... 12-28-98
.800	Quincy Gause vs. Augusta State	(8-10).... 12-10-97
.800	Trello Galloway vs. South Alabama	(8-10).... 12-12-03

MOST FREE THROW ATTEMPTS

22	Travis Williams vs. Florida International	1-14-93
22	Bo Wolfe vs. Rollins	12-15-67
21	Philip Luckydo vs. Centenary	2-2-91
19	Chris Collier vs. Butler	1-2-91
18	Phillip Luckydo at Georgia Southern	2-8-92
17	R.J. Hunter vs. Troy	1-10-15
17	Devonta White vs. UT Arlington	2-1-14
17	Phillip Luckydo at Georgia Southern	2-22-90
17	Terrence Brandon vs. Florida Atlantic	1-30-95
16	Five times (last, R.J. Hunter vs. Georgia Southern)	3-7-15



MOST FREE THROWS MADE

18	Ron Ricketts at Southwestern Memphis.....	1-20-71
17	Travis Williams vs. Florida International.....	1-14-93
16	R.J. Hunter vs. Georgia Southern.....	3-7-15
16	Devonta White vs. UT Arlington.....	2-1-14
15	R.J. Hunter vs. Troy.....	1-10-15
15	Matt Simpkins vs. Georgia Southern.....	11-27-78
15	Phillip Luckydo vs. Centenary.....	2-21-91
14	Ryan Harrow vs. Old Dominion.....	12-14-13
14	Phillip Luckydo at Georgia Southern.....	2-8-92
14	Phillip Luckydo at Stetson.....	3-5-91
14	Rodney Hamilton at Jacksonville State.....	2-20-97

BEST FREE THROW PERCENTAGE

Minimum 9 Made

1.000	R.J. Hunter vs. Georgia Southern..... (16-16).....	3-7-15
1.000	R.J. Hunter at South Alabama..... (13-13).....	1-4-14
1.000	R.J. Hunter at Arkansas State..... (12-12).....	1-19-15
1.000	Darryl Cooper vs. Florida Atlantic..... (12-12).....	1-11-01
1.000	Willie Brown vs. Mercer..... (11-11).....	2-6-88
1.000	Kevin Morris vs. Cal State Northridge... (10-10)...	12-23-00
1.000	Travis Williams vs. Arkansas State..... (10-10)...	12-19-95
1.000	Terrence Brandon at Memphis..... (10-10).....	12-5-95
1.000	Nate Williams at Stetson..... (10-10).....	1-24-04
1.000	Anton Reese at Tulsa..... (9-9).....	11-24-99
1.000	Travis Williams vs Alabama State..... (9-9).....	1-2-93
1.000	Rodney Hamilton vs Florida Atlantic..... (9-9).....	1-13-96
1.000	Jackie Poag vs. New Orleans..... (9-9).....	1-21-72
1.000	Matt O'Brien vs. Fort Valley State..... (9-9).....	
1.000	Herman Favors at Florida Atlantic..... (9-9).....	11-25-89
.941	Devonta White vs. UT Arlington..... (16-17).....	2-1-14
.933	Ryan Harrow vs. Old Dominion..... (14-15).....	12-14-13
.933	Phillip Luckydo vs Samford..... (14-15)...	1-25-92

MOST 3-POINT FIELD GOALS

12	R.J. Hunter at UTSA (19 att.).....	12-22-13
10	R.J. Hunter vs. Old Dominion (15).....	2-2-13
9	Thomas Terrell at Jacksonville (12).....	1-08-01
9	Anton Reese at Kansas State (18).....	11-29-98
9	Kevin Morris vs. VCU (11).....	12-22-98
8	Thomas Terrell vs. Florida Atlantic (10).....	2-8-02
8	Thomas Terrell at Troy (15).....	2-16-02
7	11x, most recent: Jeff Thomas at UT Arlington (12).....	12-30-15

MOST 3-POINT ATTEMPTS

19	R.J. Hunter at UTSA (12 made).....	12-22-13
18	Anton Reese at Kansas State (9).....	11-29-98
15	R.J. Hunter vs. Old Dominion (10).....	2-2-13
15	Mark Thompson vs. Mount St. Mary's (5).....	12-28-91
15	Matt O'Brien vs. Berry (4).....	12-5-89
15	Thomas Terrell at Troy (8).....	2-16-02
14	Anton Reese at FAU (7).....	1-2-99
14	Anton Reese at UCF (4).....	1-4-99
14	Thomas Terrell at Central Michigan (5).....	11-24-01
14	Thomas Terrell at Belmont (4).....	12-1-01
14	Malcolm Manier vs. Troy (6).....	1-26-05

20-20 VISION

Only two times in Georgia State history has a Panther had 20 points and 20 rebounds in a game.

Bob Pierson..... 41 points, 21 rebounds vs. Georgia Southern, 1975-76

Chris Collier..... 24 points, 23 rebounds vs. Centenary, March 1, 1990

BEST 3-POINT PERCENTAGE

Minimum 10 Attempts

.818	Kevin Morris vs. VCU (9-11).....	12-22-98
.750	Thomas Terrell at Jacksonville.....	1-8-01
.700	Rashaad Richardson @ Washington (7-10).....	11-12-11
.700	Javonte Maynor at William & Mary (7-10).....	2-23-11
.700	Dante Curry at UNC Wilmington (7-10).....	1-5-11
.700	Also: Anton Reese twice and Shellord Pinkett	

MOST REBOUNDS

28	Ron Ricketts vs. Baptist.....	1-8-72
23	Chris Collier vs. Centenary.....	3-1-90
21	Bob Pierson vs. Georgia Southern.....	2-14-76
21	Terrence Brandon vs. Centenary.....	1-9-95
20	Rodney Turner vs. Centenary.....	2-16-89
19	Elfred Jackson vs. Georgia Southern.....	1-3-87
18	Chris Collier at Centenary.....	12-14-89
18	Terrence Brandon at Tulane.....	12-28-95
18	Walker Atrice at Youngstown State.....	12-28-73

MOST OFFENSIVE REBOUNDS

10	Chris Collier at Centenary.....	12-14-89
10	Elfred Jackson vs. Georgia Southern.....	1-3-87
10	Quincy Gause vs. Campbell.....	1-14-99
9	Chris Collier vs. Northern Arizona.....	12-29-90
9	Keven Davis at Georgia Tech.....	1-12-88
9	Harlen Graham vs. Centenary.....	1-16-88
9	Mike Nalls vs. Tennessee-Martin.....	12-14-92

MOST DEFENSIVE REBOUNDS

16	Rodney Turner vs. UTSA.....	1-22-89
15	Chris Collier vs. Centenary.....	3-1-90
14	Zavian Smith vs. UCF.....	1-2-92
14	Zavian Smith vs. Detroit.....	1-21-92
14	Rodney Turner vs. Centenary.....	2-16-89
14	Terrence Brandon at Mercer.....	12-8-94



MOST BLOCKED SHOTS

9	Curtis Washington vs. Southern Poly.....	11-9-13
9	James Vincent vs. Monmouth.....	11-19-12
9	Sylvester Morgan vs. Mercer.....	1-23-05
8	James Vincent vs. James Madison.....	1-5-13
8	Eric Buckner vs. FIU.....	12-1-11
7	Eric Buckner vs. Liberty.....	11-26-11
7	Sylvester Morgan at Lipscomb.....	1-8-05
7	Nate Williams at Stetson.....	1-24-04
6	18 times, most recently: Eric Buckner vs. ODU.....	2-22-13

MOST ASSISTS

15	Howie Jarvis at South Florida.....	2-19-79
15	Eric Ervin vs. Utica College.....	1-7-83
14	Rodney Hamilton vs. Florida International.....	1-11-96
13	Eric Ervin vs. Armstrong.....	1-22-83
13	Dewey Haley vs East Tennessee State.....	12-21-85
13	Rodney Hamilton vs. Norfolk State.....	2-10-98
12	Kevin Morris vs. Mercer.....	2-20-99
12	Leo Hunt at Oklahoma.....	12-19-87
12	Melvin Howard vs. Houston Baptist.....	2-12-87
12	Rodney Hamilton vs. Florida International.....	1-8-98
12	Eric Ervin vs. Drexel.....	1-6-83

MOST STEALS

8	R.J. Hunter vs. UL Lafayette.....	3-14-15
8	Shernard Long vs. Campbell.....	1-4-00
8	Dewey Haley vs. Centenary.....	2-2-85
8	Corey Gauff at SE Louisiana.....	2-27-92
8	Chris Collier at Florida International.....	12-20-89
7	Manny Atkins vs. UT Arlington.....	2-1-14
7	R.J. Hunter vs. Troy.....	1-2-14
7	James Fields vs. UNCW.....	1-12-12
7	Herman Favors at Charleston.....	2-18-06
7	Shernard Long at Mercer.....	1-18-01
7	Rodney Hamilton vs. Georgetown.....	11-15-97
7	Rodney Hamilton at Campbell.....	1-31-98

MOST POINTS, DUO

68	Chris Collier-49 + Phillip Luckydo-19 vs. Butler.....	1-2-91
64	Kevin Morris-37 + Quincy Gause-27 vs. VCU.....	12-22-98
63	Thomas Terrell-36 + Nate Williams-27 vs. St. Joseph's.....	12-21-01
63	Matt O'Brien-32 + Chris Collier-31 vs. Ft. Valley.....	11-25-89
62	Anton Reese-36 + Sherard Long-26 at Jax State.....	2-3-00
61	R.J. Hunter-41 + Manny Atkins-20 at UTSA.....	12-22-14
61	R.J. Hunter-31 + Devonta White-30 vs UT Arlington.....	2-1-14
60	Tony Graham-34 + Darryl Gresham-26 vs. Drexel.....	11-29-86
59	Phillip Luckydo-31 + Coley Garret-28 at UCF.....	12-21-91



CURTIS WASHINGTON
tied a school-record with nine blocked shots against Southern Poly to open the 2013-14 season.

R.J. HUNTER
made a school-record 38 consecutive free throws to open conference play in 2013-14.



MOST MINUTES PLAYED

49	Nate Williams, Lamont McIntosh, Leroy Davis at Belmont.....	1-20-03
49	Lance Perique vs. Towson.....	1-6-07
47	Eric Buckner at Delaware.....	1-21-12
47	Phillip Luckydo at UCF.....	12-21-91
46	R.J. Hunter, Markus Crider vs. Texas State.....	1-5-15
46	Devonta White at Delaware.....	1-21-12
45	Ryan Harrow, Manny Atkins vs. UL Lafayette.....	3-16-14
45	Manny Atkins at Arkansas State.....	3-4-14
45	R.J. Hunter at Southern Miss.....	12-7-13
45	Nate Williams vs. Alabama State.....	12-05-02
45	Thomas Terrell at UCF.....	1-7-02
45	Thomas Terrell at Jacksonville.....	2-2-02
45	Shellord Pinkett, Rodney Hamilton at Centenary.....	2-1-97

MOST CONSECUTIVE FT MADE

38	R.J. Hunter.....	1-2-14 through 1-23-14
30	R.J. Hunter.....	1-24-15 through 2-14-15
25	R.J. Hunter.....	2-14-15 through 3-5-15
24	Kevin Ware.....	12-1-15 through 1-2-16
24	Ryan Harrow.....	1-3-14 through 3-1-14
23	R.J. Hunter.....	3-7-15 through 3-14-15
23	Nate Williams.....	1-13-04 through 2-12-04
21	Trae Goldston.....	12-15-09 through 2-16-10
21	Tony Graham.....	11-27-82 through 12-20-82
20	Devonta White.....	2-25-12 through 11-9-12

30-30 POINT CLUB

R.J. Hunter (31) + Devonta White (30) vs. UT Arlington.....	2-1-14
Matt O'Brien (32) + Chris Collier (31) vs. Fort Valley St.....	11-25-89

20-20-20 POINT CLUB

R.J. Hunter (24) + Ryan Harrow (20) + Manny Atkins (20) vs. South Alabama.....	1-30-14
R.J. Hunter (31) + Devonta White (30) + Ryan Harrow (22) vs. UT Arlington.....	2-1-14
Manny Atkins (27) + Ryan Harrow (24) + R.J. Hunter (22) at East Carolina.....	12-29-13
Terrence Brandon (24) + Travis Williams (20) + Rodney Hamilton (20) at Mercer.....	1-28-95



100-POINT GAMES

28-4 record when scoring 100

GSU	Opponent
122	Fort Valley State, 11/25/89.....106
119	Piedmont, 11/30/91.....76
118	Morris Brown, 12/3/88.....81
115	Tennessee Temple, 11/14/14.....55
111	Thomas, 11/11/16.....69
109	at Cal-Irvine, 11/25/88.....84
109	Piedmont, 12/30/86.....64
108	Clark-Atlanta, 10/26/91.....97
108	Faulkner, 11/26/91.....(OT) 101
108	Hardin-Simmons, 1/30/88.....80
108	Florida Tech, 2/15/69.....92
107	vs. Tennessee State, 1/13/03.....71
107*	at Centenary, 1/30/93.....111
107	Georgia Southern, 2/14/76.....88
105	New Orleans, 1971-72.....103
105	Piedmont, 1/9/89.....74
105	Norfolk State, 2/10/98.....86
105	West Florida, 12/31/03.....73
104	Armstrong State, 1966-67.....105
104	Chattanooga, 1971-72.....108
104	Miles, 1975-76.....72
104	at Rider, 1976-77.....(2OT) 99
104	Centenary, 1/16/88.....(OT) 91
104	Texas-Arlington, 12/15/90.....113
103	Grambling, 12/17/94.....76
103	Valdosta State, 12/16/85.....(OT) 99
103	Morehouse, 1978-79.....76
102	Charleston, 1969-70.....78
102	at Troy, 2/16/02.....88
101**	at Louisiana, 1/10/17.....86
101	UT Arlington, 2/1/14.....(OT) 91
100	at Stetson, 2/13/93.....89

* Most points in a loss ** Last 100-point game



R.J. HUNTER AND RYAN HARROW
combined for 49 points in the Panthers' 111-point performance vs. Tennessee Temple to start the 2014-15 season.

MARGIN OF VICTORY

60	Tennessee Temple, 11-14-14.....115-55
45	Piedmont, 12-30-86.....109-64
44	Appalachian State, 2-21-15.....87-43
43	Savannah State, 11-20-00.....88-45
43	Piedmont, 11-30-92.....119-76
42	Thomas, 11-11-16.....111-69
39	Florida Atlantic, 3-1-01 (TAAC).....96-57
38	Kennesaw State, 12-16-86.....98-60
37	Mercer, 1-26-91.....98-61
37	Morris Brown, 12-3-88.....118-81

MARGIN OF DEFEAT

72	Memphis, 12-7-94.....52-124
58	Clemson, 1-15-90.....59-117
58	Texas-San Antonio, 2-10-90.....70-128
57	Ball State, 12-21-84.....58-115
50	LaGrange, 1964-65.....50-100
49	Oglethorpe, 1965-66.....48-97
49	Iowa, 12-12-85.....40-89
48	Georgia Southern, 1971-72.....55-103
48	Georgia Southern, 3-2-85.....61-109

POINTS, HALF

73	vs. Texas-Arlington, 12-15-90 (2nd half)
70	vs. Piedmont, 11-30-91 (1st half)
69	at Centenary, 1-30-93 (2nd)
66	vs. Georgia Southern, 2-14-76 (1st)
65	vs. Norfolk State, 2-10-98 (2nd)
63	vs. Fort Valley State, 11-25-89 (1st)
61	vs. Tennessee Temple, 11-14-14 (2nd)
61	vs. Clark Atlanta, 11-26-91 (2nd)
61	vs. Piedmont, 1-9-89 (1st)
60	vs. Morris Brown, 12-3-88 (2nd)

FIELD GOALS MADE

49	vs. Georgia Southern, 2-14-76 (97 att.)
47	at Cal-Irvine, 11-25-88 (88 att.)
44	vs. Morris Brown, 12-3-88 (67 att.)
43	vs. Ft. Valley, 11-25-85 (79 att.)
43	vs. Piedmont, 12-30-86 (75 att.)

FIELD GOALS ATTEMPTED

97	vs. Georgia Southern, 2-14-76 (49)
96	at Centenary, 1-21-89 (39)
88	at Cal-Irvine, 11-25-88 (47)
86	at Clemson, 1-15-90 (25)
83	at Mercer, 12-17-88 (34)

FEWEST POINTS SCORED

33	at Drexel, 1-24-11.....33-51
38	vs. Georgia Southern (SBC), 3-15-15...38-36
38	at Utah, 11-17-03.....38-46
39	Arkansas, 1972-73.....39-70
39	Western Kentucky, 1983-84.....39-72
40	Erskine, 1965-66.....40-67
40	South Alabama, 1981-82.....40-70
40	Iowa, 12-12-84.....40-89
40	at Old Dominion, 1-28-10.....40-56

MOST POINTS ALLOWED

128	Texas-San Antonio, 2-10-90.....70-128
124	Memphis, 12-7-94.....72-124
124	Oklahoma, 12-19-88.....81-124
123	New Orleans, 1971-72.....82-123
122	Northwestern State, 1976-77.....84-122
121	Georgia Tech, 1-10-89.....86-121
119	Southen Methodist, 1979-80.....92-119
119	New Orleans, 1970-71.....88-119

MOST POINTS, BOTH TEAMS

228	Fort Valley State, 11/25/1989..... 122-106
218	at Centenary, 1/30/1993..... 107-111
217	Texas-Arlington, 12/15/1990..... 104-113
217	Georgia Southern, 1973-74.....91-126
212	West Georgia, 1971-72.....95-117
212	Chattanooga, 1971-72..... 104-108
211	Southern Methodist, 1979-80.....92-119

FEWEST POINTS ALLOWED

33	Howard, 11-21-09.....57-33
34	William & Mary, 12-3-11.....66-34
36	vs. Georgia Southern (SBC), 3-15-15... 38-36
40	Jacksonville State, 2-11-99.....73-40
41	at Texas State, 2-14-15.....53-41
41	Texas State, 2-17-14.....68-41
41	Delaware, 3-6-09 (CAA).....54-41
42	Towson, 1-14-12.....57-42
42	Texas A&M-Corpus Christi, 12-29-10..72-42



FIELD GOAL PERCENTAGE

.745	vs. Baptist, 2-18-84	38-51
.680	at Florida Southern, 2-19-81	34-50
.672	vs. Morris Brown, 11-29-93	39-58
.662	vs. Shippensburg, 1-5-80	45-68
.667	vs. Piedmont, 1-9-89	40-60
.657	vs. Morris Brown, 12-3-88	44-67
.644	at Cal-Irvine, 11-25-88	47-73
.630	at Oakland, 11-26-14	29-46
.630	vs. South Alabama, 2-3-14	29-46
.625	Tennessee Temple, 11-14-14	40-64

3-PT FIELD GOALS MADE

21	vs. West Florida, 12-31-03 (t14th NCAA)
19	at UTSA, 12-22-14
16	vs. Old Dominion, 2-2-13
16	vs. Troy, 3-3-01
16	at Troy, 1-13-05
15	vs. Coastal Carolina, 1-21-17
15	vs. UALR, 1-18-14
15	vs. Mercer, 12-6-01

3-PT FG ATTEMPTED

41	vs. Troy, 1-26-05 (made 14)
40	vs. Troy, 3-03-01 (made 16)
38	vs. Troy, 1-29-01 (made 13)
36	vs. West Florida, 12-31-03 (made 21)
34	at Oakland, 11-26-14 (made 13)
34	vs. UALR, 1-18-14 (made 15)
33	vs. Coastal Carolina, 1-21-17 (made 15)
33	vs. Southern Poly, 11-9-13 (made 11)
33	vs. Old Dominion, 2-2-13 (made 16)
33	at Miami, 12-12-97 (made 6)
33	at Belmont, 12-1-01 (made 10)
33	Jacksonville, 2-25-05 (made 9)
33	at Texas Tech, 12-29-04 (made 10)

3-PT FG PERCENTAGE

.727	at Arkansas-Little Rock, 1-19-87	8-11
.692	vs. Bradley, 12-4-99	9-13
.684	vs. Lipscomb, 2-13-05	13-19
.647	at Oakland, 11-26-14	11-17
.647	vs. Florida Atlantic, 1-16-00	11-17
.632	vs. VCU, 12-22-98	12-19
.632	vs. Troy, 2-14-98	12-19

FREE THROWS MADE

37	at College of Charleston, 2-1-70
37	vs. Clark-Atlanta, 1-19-93
36	vs. Samford, 1-25-92
35	at Centenary, 2-1-97
35	vs. Centenary, 2-12-94
34	at Florida Atlantic, 1-5-04
34	vs. Tennessee State, 1-13-03
33	vs. Centenary, 1-16-88
33	vs. Tennessee-Martin, 12-13-93
32	vs. Thomas, 11-11-16
32	vs. Old Dominion, 12-14-13



MANNY ATKINS finished his career as one of the most prolific 3-point shooters in GSU history, making 42.4 percent.

FREE THROWS ATTEMPTED

57	at College of Charleston, 2-1-70
55	vs. Clark-Atlanta, 1-19-93
53	vs. Winthrop, 12-20-95
49	vs. Tennessee-Martin, 12-13-93
47	at Centenary, 2-2-91
47	at Centenary, 2-1-97
46	vs. Florida International, 12-3-90
45	vs. Tennessee State, 1-13-03
44	at LSU, 12-28-94
44	vs. Samford, 1-25-92
44	at Georgia Southern, 2-14-91
44	vs. Saint Joseph's, 12-21-01
44	at Florida Atlantic, 1-5-04

FREE THROW PERCENTAGE

1.000	at Western Kentucky, 1-9-14	22-22
1.000	at UALR, 2-26-15	21-21
1.000	at Stetson, 1-31-03	18-18
1.000	at Mercer, 2-3-79	16-16
1.000	vs. Florida Atlantic, 2-3-00	10-10
1.000	vs. Charlotte, 12-9-87	10-10
.952	vs. UL Lafayette, 3-16-14	20-21
.947	vs. McNeese State, 11-18-11	18-19
.947	vs. Loyola-Chicago, 11-19-97	18-19
.944	at James Madison, 2-23-13	17-18
.938	vs. Florida Atlantic, 2-8-02	15-16
.929	vs. Troy, 1-10-15	13-14
.929	at Clemson, 3-18-14	13-14
.923	at South Alabama, 1-4-14	24-26
.917	at UT Arlington, 2-27-14	11-12
.913	at Southern Miss, 12-19-15	21-23
.913	at Samford, 2-19-98	21-23

REBOUNDS

63	vs. Baptist, 1-8-72
63	vs. Piedmont, 1-9-89
60	vs. Clark, 11-26-76
60	vs. Piedmont, 12-30-86
59	vs. Centenary, 1-16-88
59	vs. Morris Brown, 12-6-86
57	Four times, last in 1989

MOST TURNOVERS

38	at Ball State, 12-21-84
35	at Oklahoma, 12-19-87
35	at Texas-Arlington, 12-7-91
32	vs. Arkansas (NCAA), 3-15-91
32	at Georgia, 12-15-84

DOUBLE-FIGURE SCORERS

7	vs. Piedmont, 1-9-89 (16-16-14-11-11-11-10)
7	vs. Faulkner, 2-4-92 (27-14-13-12-10-10-10)
7	vs. Tennessee State, 1-13-03 (24, 18, 12, 12, 11, 11, 10)
6	Nine Times (last vs. Gardner-Webb, 1-11-04)



R.J. HUNTER knocked down a school- and conference-record 12 3-pointers at UTSA on Dec. 22, 2013. It was the most 3-pointers hit by an individual in the NCAA during the 2013-14 season.



ASSISTS

27	vs. Thomas, 11-11-16
27	vs. Tennessee Temple, 1-14-14
26	vs. Faulkner 2-4-92
26	at Texas Christian, 12-22-79
26	at Hardin-Simmons, 2-8-90
25	at UTSA, 12-22-14
25	vs. Gardner-Webb, 1-11-04
25	at Centenary, 2-14-87
24	vs. Southern Poly, 12-8-13
24	vs. Stetson, 1-10-02
24	vs. Florida Atlantic, 3-2-00 (TAAC)
24	vs. Birmingham Southern, 11-30-73
24	vs. Hardin-Simmons, 1-30-88
24	vs. Piedmont, 11-30-91
24	vs. Fort Valley State, 11-25-89
24	vs. Florida International, 1-8-98
24	vs. Norfolk State, 2-10-98
24	vs. Florida Atlantic, 2-24-00
24	vs. Florida International, 1-1-96
24	at Campbell, 2-14-04

STEALS

21	vs. Northern Arizona, 12-22-90
19	vs. UT Arlington, 2-1-14
19	vs. Piedmont, 11-30-91
18	at Mercer, 1-27-01
18	vs. Florida Atlantic, 2-24-00
17	vs. UL Lafayette (SBC), 3-14-15
17	vs. Campbell, 1-14-99
17	vs. Centenary, 2-2-85
17	vs. Armstrong State, 11-25-85
17	vs. Stephen F. Austin, 1-5-91

BLOCKED SHOTS

14	vs. FIU, 12-1-11
13	vs. Thomas, 11-11-16
13	vs. Monmouth, 11-19-12
12	vs. Troy, 1-29-00
11	vs. Belmont, 3-6-03 (A-Sun)
11	vs. Morris Brown, 12-6-00
11	at Belmont, 2-28-04
10	vs. Southern Poly, 11-9-13
10	vs. Stetson, 1-30-99
10	vs. Piedmont, 1-9-89
10	vs. Florida Atlantic, 2-8-02
10	vs. Stetson, 1-10-02
10	at Stetson, 1-24-04
10	vs. Mercer, 1-23-05

MOST FOULS

36	at Arkansas-Little Rock (OT), 1-19-87
35	at Samford, 2-25-95
34	at Mercer, 1-31-90
33	at Florida Atlantic, 1-2-99
33	at Houston-Baptist, 2-12-87
33	at Arkansas-Little Rock, 2-25-89



***NATE WILLIAMS** is one of the top players in the Georgia State record book, ranking in the top 10 in Panther annals in both scoring and rebounding. He was a two-time, first-team all-conference honoree.*

MOST FOULS, BOTH TEAMS

63	vs. Winthrop, 12-30-95 (GSU 26)
61	vs. Texas-Arlington, 12-15-90 (GSU 30)

MOST PLAYERS FOULED OUT

4	at Purdue, 11-18-16
4	vs. George Mason, 3-4-06 (CAA)
4	at Florida Atlantic, 1-2-99
4	vs. Samford, 1-21-95
4	at Clemson, 1-15-90
4	at Mercer, 1-8-03



CONSECUTIVE WINNING SEASONS

5	1997-98, 1998-99, 1999-00, 2000-01, 2001-02
4	2013-14, 2014-15, 2015-16, 2016-17
2	1990-91, 1991-92

MOST WINS IN A SEASON

29	2000-01	29-5
25	2014-15	25-10
25	2013-14	25-9
22	2011-12	22-12
20	2016-17	20-13
20	2003-04	20-9
20	2001-02	20-11

MOST CONFERENCE WINS

17	2013-14 (Sun Belt)	17-1
16	2000-01 (TAAC)	16-2
15	2014-15 (Sun Belt)	15-5
14	2001-02 (TAAC)	14-6
14	2003-04 (A-Sun)	14-6
13	1999-00 (TAAC)	13-5

MOST HOME WINS

16	2000-01	16-0
13	2013-14	13-0
13	2011-12	13-3
12	2015-16	12-3
12	2014-15	12-1
12 #	2003-04	12-2
11	2016-17	11-3
11 *	2001-02	11-3

* includes home games at Georgia Dome (1), Philips Arena (1)

includes one home game at Gwinnett Arena

MOST WINS AWAY FROM HOME

13	2014-15	8 Road, 5 Neutral
13	2000-01	10 Road, 3 Neutral
12	2013-14	10 Road, 2 Neutral
9	2016-17	6 Road, 3 Neutral
9	2011-12	8 Road, 1 Neutral
9	1999-00	8 Road, 1 Neutral
9	2003-04	8 Road, 1 Neutral
9	2001-02	7 Road, 2 Neutral

WINNING "STRETCHES"

Won 22 of 23 games	12-14-13 to 3-15-14
Won 14 of 15 games	1-23-01 to 3-15-01
Won 13 of 14 games	11-18-11 to 1-14-12
Won 11 of 12 games	1-23-02 to 3-1-02
Won 11 of 12 games	11-17-00 to 1-2-01 (first 12 games)
Won 9 of 10 games	1-7-17 to 2-6-17
Won 9 of 10 games	1-31-00 to 3-2-00
Won 14 of 16 games	1-19-15 to 3-19-15
Won 14 of 18 games	1-5-04 to 3-4-04
Won 13 of 16 games	1-16-00 to 3-2-00
Won 12 of 14 games	1-5-98 to 2-17-98
Won 8 of 9 games	1-7-99 to 1-30-99
Won 11 of 14 games	11-13-15 to 1-14-16 (first 14 games)

MOST WINS TO START A SEASON

7-0	2000-01
7-0	1975-76
3-0	1980-81

BEST STARTS TO A SEASON

7-0	2000-01
7-0	1975-76
11-1	2000-01
8-2	1975-76
11-3	2015-16
11-3	2011-12

25-GAME WINNING STREAK AT SPORTS ARENA

1999-00

2/7	Alabama A&M	69-64
2/24	Florida Atlantic	86-62
2/26	UCF	78-63

2000-01

11/20	Savannah State	88-45
11/29	Bradley	67-54
12/1	Valdosta State	83-54
12/4	Samford	64-50
12/6	Morris Brown	84-70
1/11	Florida Atlantic	96-77
1/13	UCF	97-75
1/23	Jacksonville State	76-52
1/27	Mercer	86-77
1/29	Troy	79-75
2/10	Campbell	95-67
2/15	Jacksonville	90-82
2/17	Stetson	68-65
3/1	FAU (TAAC)	96-57
3/2	Samford (TAAC)	66-56
3/3	Troy (TAAC)	79-55

2001-02

11/17	Valdosta State	82-71
11/27	Charleston Southern	67-56
12/6	Mercer	90-79
12/12	Campbell	85-71
1/2	Troy	84-67
1/10	Stetson	89-73

LONGEST WINNING STREAKS

ALL GAMES

14	12-14-13 to 2-6-14 (regular season)* 6th longest in the nation when it ended
11	11-18-11 to 1-4-12 (regular season)* 5th longest in the nation when it ended
8	1-14-17 to 2-6-17 (regular season)
8	2-20-14 to 3-15-14 (regular season)
8	2-15-01 to 3-15-01 (last four regular-season games, three TAAC Tournament games, NCAA first round)
7	1-5-04 to 1-24-04 (regular season)
7	2-12-04 to 3-4-04 (last six regular-season games, A-Sun Tournament first round)
7	11-17-00 to 12-6-00 (first seven games of season)
7	2-7-00 to 3-2-00 (last six regular season games, TAAC Tournament first round)
7	11-28-75 to 12-30-75 (first seven games of season)

AT GEORGIA STATE SPORTS ARENA

25	2-24-00 to 12-12-02 (last three games of 1999-00, all of 2000-01, through first six games of 2001-02) * Third-longest home win streak in the nation when ended
18	11-13-13 to 1-5-15 (all of 2013-14 season, first five games of 2014-15 season)
15	1-10-15 to 1-14-16 (last seven games of 2014-15, first eight games of 2015-16)
10	11-18-11 to 1-23-12 (first 10 games of the regular season)
8	1-5-98 to 2-24-98 (last eight games of regular season)
7	12-6-03 to 1-16-04
6	2-20-16 to 12-14-16
6	1975-76
6	1985-86





GSU SPORTS ARENA INDIVIDUAL SUPERLATIVES

POINTS

49, Chris Collier (vs. Butler, 1/2/91)
41, Bob Pierson (vs. Georgia Southern, 2/14/76)

FIELD GOALS MADE

19, Chris Collier (vs. Butler, 1/2/91)
19, Bob Pierson (vs. Georgia Southern, 2/14/76)

FIELD GOAL PERCENTAGE

.923 (12-13), Bob Pierson vs. S. Alabama, 2/26/76
.900 (9-10), Lanard Copeland vs. UTSA, 1/22/87

FREE THROWS MADE

17, Travis Williams (vs. FIU, 1/14/93)
16, R.J. Hunter (vs. Georgia Southern, 3/7/15)
16, Devonta White (vs. UT Arlington, 2/1/14)
15, R.J. Hunter (vs. Troy, 1/10/15)
15, Matt Simpkins (vs. Ga. Southern, 11/27/78)

FREE THROW PERCENTAGE

1.000 (16-16) R.J. Hunter (vs. Ga. Southern, 3/7/15)
1.000 (12-12) Darryl Cooper (vs. FAU, 1/11/01)
1.000 (11-11) Willie Brown (vs. Mercer, 2/6/88)
1.000 (10-10) Travis Williams (vs. Ark. St., 12/19/95)

REBOUNDS

23, Chris Collier (vs. Centenary, 3/1/90)
21, Bob Pierson (vs. Georgia Southern, 2/14/76)

ASSISTS

14, Rodney Hamilton (vs. FIU, 1/11/96)
13, Three times (last by Rodney Hamilton, 2/10/98)

BLOCKS

9, Curtis Washington (vs. Southern Poly, 11/9/13)
9, James Vincent (vs. Monmouth, 11/19/12)
9, Sylvester Morgan (vs. Mercer, 1/23/05)
8, Eric Buckner (vs. FIU, 12/1/11)

STEALS

8, Shernard Long (vs. Campbell, 1/4/00)
8, Dewey Haley (vs. Centenary, 2/2/85)
7, Manny Atkins (vs. UT Arlington, 2/1/14)
7, R.J. Hunter (vs. Troy, 1/2/14)
7, James Fields (vs. UNCW, 1/12/12)

3-POINT FG MADE

10, R.J. Hunter (vs. Old Dominion, 2/2/13)
9, Kevin Morris (vs. VCU, 12/22/98)
8, Thomas Terrell (vs. Florida Atlantic, 2/8/02)
7, Shellord Pinkett (vs. Troy, 2/14/98)

TOP ATTENDANCE GSU Sports Arena

Since 1984

4,500	Stetson (Jay Leno show)	2/4/89
4,028	Troy (TAAC Final)	3/3/01
3,870	Western Kentucky.....	3/8/14
3,854	Georgia Southern	3/4/17
3,854	Georgia Southern	1/19/16
3,854	Georgia Southern	3/7/15
3,763	Fresno State	11/19/99
3,510	Florida State.....	12/7/06
3,423	Mercer	1/26/91
3,385	Samford (TAAC Semifinal).....	3/2/01
3,296	Belmont.....	2/21/02
3,279	Georgia Tech	12/5/07
3,113	Mercer	2/20/99
3,102	Florida State.....	12/13/08
3,074	Mercer	2/19/97
2,890	UL Lafayette	2/22/14
2,834	Stetson	1/30/99
2,827	Troy (A-Sun Semifinal).....	3/7/03
2,800	Samford.....	2/20/93



GEORGIA STATE TEAM SUPERLATIVES

MOST POINTS SCORED

122, vs. Fort Valley State, 11/25/89
119, vs. Piedmont, 11/30/91

FIELD GOALS MADE

49, vs. Georgia Southern, 2/14/76
44, vs. Morris Brown, 12/3/88

FIELD GOAL PERCENTAGE

.745 (38-51) vs. Charleston Southern, 2/18/84
.672 (39-58) vs. Morris Brown, 11/27/93

3-POINT FG MADE

21, vs. West Florida, 12/31/03
16, vs. Old Dominion, 2/2/13
16, vs. Troy, 3/3/01
16, vs. Troy, 1/13/05
15, vs. UALR, 1/18/14
15, vs. Mercer, 12/6/01
15, vs. Coastal Carolina, 1/21/17

FREE THROWS MADE

39, by Butler, 1/2/91
37, vs. Clark-Atlanta, 1/19/93

FREE THROW PERCENTAGE

1.000 (10-10), vs. UNC Charlotte, 12/9/87
1.000 (10-10), vs. Florida Atlantic, 2/3/00

REBOUNDS

63, vs. Piedmont, 1/9/89
60, vs. Clark-Atlanta, 11/26/76

ASSISTS

27, vs. Thomas, 11/11/16
27, vs. Tennessee Temple, 11/14/14
26, vs. Faulkner, 2/4/92
25, vs. Gardner-Webb, 1/11/04
24, vs. Southern Poly, 12/8/12
24, vs. Hardin-Simmons, 1/30/88
24, vs. Birmingham Southern, 11/30/73
24, vs. Stetson, 1/10/02

BLOCKS

14, vs. FIU, 12/1/11
13, vs. Thomas, 11/11/16
13, vs. Monmouth, 11/19/12
12, vs. Troy, 1/29/00
11, vs. Belmont, 3/6/03 (TAAC)
11, vs. Morris Brown, 12/6/00

STEALS

21, vs. Northern Arizona, 12/22/90
19, vs. UT Arlington, 2/1/14
19, vs. Piedmont, 11/30/91


2016-17 (20-13)

Player	PPG	RPG	Ast.
F Jeremy Hollowell.....	15.2	5.9	1.7
F Willie Clayton	6.1	7.2	(bl) 0.8
G D'Marcus Simonds	13.4	4.0	2.0
G Malik Benlevi	8.5	4.2	1.0
G Isaiah Williams	7.7	1.6	1.9

2015-16 (16-14)

Player	PPG	RPG	Ast.
F Markus Crider.....	8.9	5.0	1.0
F Jeremy Hollowell.....	14.8	4.9	1.7
F T.J. Shipes.....	5.4	5.0	(bl) 0.8
G Kevin Ware	11.6	3.7	3.1
G Isaiah Williams	9.3	2.1	2.7

2014-15 (25-10)

Player	PPG	RPG	Ast.
F Markus Crider.....	9.7	6.4	2.4
F Curtis Washington	5.2	4.2	(bl) 1.3
G Ryann Green	3.6	1.9	1.4
G R.J. Hunter	19.7	4.7	3.6
G Ryan Harrow	18.3	2.1	3.6

2013-14 (25-9)

Player	PPG	RPG	Ast.
F Manny Atkins.....	14.4	6.1	1.4
F Curtis Washington	7.5	5.9	(bl) 2.4
G Devonta White.....	11.6	2.7	4.3
G R.J. Hunter	18.3	4.6	1.7
G Ryan Harrow	17.8	2.6	4.3

2012-13 (15-16)

Player	PPG	RPG	Ast.
F Manny Atkins.....	14.2	6.7	2.2
F James Vincent.....	4.8	4.9	(bl) 2.3
G Devonta White.....	14.8	2.8	3.9
G R.J. Hunter	17.0	5.1	1.8
G Rashaad Richardson.....	7.3	2.7	1.0

2011-12 (22-12)

Player	PPG	RPG	Ast.
F Eric Buckner.....	10.8	7.1	(bl) 3.5
F Josh Micheaux.....	7.7	6.1	3.6
G Jihad Ali	12.5	6.0	1.4
G Devonta White.....	12.9	2.2	2.9
G James Fields.....	9.6	3.9	2.9

2010-11 (12-19)

Player	PPG	RPG	Ast.
F Eric Buckner.....	9.4	5.6	(bl) 1.6
F Brandon McGee.....	7.8	4.8	0.9
G Jihad Ali	7.2	4.8	1.0
G Marques Johnson.....	5.2	2.6	2.4
G James Fields.....	5.5	3.0	3.0

2009-10 (12-20)

Player	PPG	RPG	Ast.
F Xavier Hansbro.....	7.9	4.2	(bl) 0.6
F Trey Hampton	8.5	5.1	(bl) 1.2
G Marques Johnson.....	2.6	1.9	2.3
G Trae Goldston.....	10.3	1.8	0.9
G Joe Dukes.....	13.5	5.2	3.8

2008-09 (12-20)

Player	PPG	RPG	Ast.
F Rashad Chase.....	5.1	5.8	23
F Trey Hampton	4.4	3.6	23
G Leonard Mendez.....	8.8	2.9	44
G Trae Goldston.....	10.8	1.5	50
G Joe Dukes.....	12.8	4.7	134

2007-08 (9-21)

Player	PPG	RPG	Ast.
F Rashad Chase.....	7.5	7.6	27
C Justin Billingslea	6.3	3.5	(bl) 21
G Trae Goldston.....	9.3	1.6	43
G Leonard Mendez.....	16.0	3.6	39
G D.J. Jones.....	3.6	3.0	84

2006-07 (11-20)

Player	PPG	RPG	Ast.
F Lance Perique.....	15.6	5.0	30
F Rashad Chase.....	8.5	5.9	31
C Deven Dickerson	11.8	4.6	(bl) 47
G Leonard Mendez.....	13.8	4.1	64
G Ron Larris.....	5.0	2.1	89

2005-06 (7-22)

Player	PPG	RPG	Ast.
F Rashad Chase.....	6.1	4.3	22
F Deven Dickerson	6.3	5.1	(bl) 46
G Malcolm Manier	11.8	3.2	45
G Boyd Copeland	8.8	4.3	105
G Herman Favors	12.5	3.0	89


2004-05 (14-15)

Player	PPG	RPG	Ast.
F Marcus Brown	14.9	5.1	32
F Kevin Thomas	12.2	4.6	51
F Sylvester Morgan	6.0	5.0	(bl) 81
G Malcolm Manier	10.9	2.6	53
G Boyd Copeland	9.8	5.2	111

2003-04 (20-9)

Player	PPG	RPG	Ast.
F Nate Williams	14.7	6.9	43
F Trello Galloway	9.8	6.7	44
C Kevin Thomas	10.0	2.5	36
G Lamont McIntosh	9.0	3.1	42
G Herman Favors	7.0	3.9	104

2002-03 (14-15)

Player	PPG	RPG	Ast.
F Nate Williams	18.0	6.6	57
F Trello Galloway	7.0	6.8	64
C Reo Logan	6.5	4.3	25
G Leroy Davis	12.6	4.1	50
G Lamont McIntosh	13.3	3.1	92

2001-02 (20-11)

Player	PPG	RPG	Ast.
F Bam Campbell	10.3	5.6	34
F Thomas Terrell	20.5	7.3	64
C Nate Williams	12.2	6.4	55
G Leroy Davis	8.1	3.8	53
G Lamont McIntosh	12.2	3.9	128

2000-01 (29-5)

Player	PPG	RPG	Ast.
F Bam Campbell	5.8	3.9	20
F Thomas Terrell	16.4	7.5	40
F Shernard Long	18.0	4.7	90
G Darryl Cooper	12.7	3.2	72
G Kevin Morris	12.9	2.9	144

1999-00 (17-12)

Player	PPG	RPG	Ast.
F Shernard Long	16.9	5.6	47
F Donnie Davis	7.0	3.4	15
C Jarrod Hill	6.9	6.0	21
G Anton Reese	16.4	3.8	41
G Kevin Morris	12.9	4.3	145

1998-99 (17-13)

Player	PPG	RPG	Ast.
F Maurice Robertson	7.6	3.6	41
F Quincy Gause	16.2	8.8	28
C Torquin Gresham	7.3	3.7	6
G Anton Reese	16.4	3.7	59
G Kevin Morris	16.6	4.0	142

1997-98 (16-12)

Player	PPG	RPG	Ast.
F Torquin Gresham	7.3	5.4	9
F Maurice Robertson	11.0	5.7	39
F Quincy Gause	12.9	7.6	35
G Shellord Pinkett	14.8	2.9	67
G Rodney Hamilton	16.0	3.4	171

1996-97 (10-17)

Player	PPG	RPG	Ast.
F Tildon Wright	13.7	7.1	12
F Terrence Evans	8.0	5.9	27
C Alex Saviddis	2.7	2.9	10
G Shellord Pinkett	13.6	4.0	62
G Rodney Hamilton	18.0	4.1	124

1995-96 (10-16)

Player	PPG	RPG	Ast.
F Terrence Evans	6.3	4.3	12
F Travis Williams	12.2	7.8	45
C Terrence Brandon	20.8	10.4	50
G Shellord Pinkett	9.7	2.0	36
G Rodney Hamilton	11.6	2.8	119

1994-95 (11-17)

Player	PPG	RPG	Ast.
F Terrence Brandon	18.7	9.0	23
F Travis Williams	12.4	6.8	42
C Tildon Wright	5.1	2.8	3
G Tony Rhine	11.5	3.6	55
G Rodney Hamilton	10.0	3.4	121

1993-94 (13-14)

Player	PPG	RPG	Ast.
F Terrence Brandon	14.6	7.0	26
F Travis Williams	8.7	5.9	28
C Zavian Smith	15.6	8.7	35
G Mark Stribling	12.2	5.1	69
G Donald Hall	5.3	1.6	102

**1992-93 (13-14)**

Player.....	PPG	RPG	Ast.
F Mike Nalls.....	17.4	8.7	27
F Brad Boykin.....	5.9	4.8	23
G Mark Stribling.....	13.7	4.9	63
G Sam Wilder.....	13.1	2.7	51
G Courtney Brooks	4.1	1.4	101

1986-87 (11-17)

Player.....	PPG	RPG	Ast.
F Lanard Copeland.....	8.4	4.0	22
F Rodney Turner.....	9.6	8.9	16
C Elfrem Jackson	15.8	8.4	23
G Melvin Howard.....	14.1	3.6	148
G Paris Dennis	9.3	4.4	61

1991-92 (16-14)

Player.....	PPG	RPG	Ast.
F Brad Boykin.....	5.5	6.1	17
C Zavian Smith.....	14.7	7.8	64
G Phillip Luckydo.....	21.0	4.0	34
G Tyrice Wright	5.1	2.4	25
G Corey Gauff.....	3.9	2.6	68

1985-86 (10-18)

Player.....	PPG	RPG	Ast.
F Ricky Coulter	11.6	7.5	25
F Keven Davis.....	7.8	7.1	14
C Chavelo Holmes.....	13.9	6.2	46
G James Andrews.....	11.8	3.9	34
G Dewey Haley	13.9	3.3	174

1990-91 (16-15)

Player.....	PPG	RPG	Ast.
F Zavian Smith.....	7.5	5.1	39
C Chris Collier.....	18.2	10.6	38
G Phillip Luckydo.....	20.2	4.4	37
G Garrett Coley.....	9.1	4.8	87
G Matt O'Brien.....	6.1	1.6	59

1984-85 (2-26)

Player.....	PPG	RPG	Ast.
F Paul Norris	12.6	5.3	13
F Cornelius Stafford.....	6.1	2.7	20
C Jevon Estes.....	3.1	4.0	20
G Chris Jackson	15.5	4.7	41
G Dewey Haley	12.3	2.3	105

1989-90 (5-23)

Player.....	PPG	RPG	Ast.
F Zavian Smith.....	5.8	4.0	23
C Chris Collier.....	16.6	9.4	24
F Mark Thompson	11.9	3.4	36
G Corey Gauff.....	6.0	3.3	76
G Matt O'Brien.....	18.0	2.4	98

1988-89 (14-14)

Player.....	PPG	RPG	Ast.
F Lanard Copeland.....	15.3	4.0	45
F Keven Davis.....	14.1	5.6	34
C Rodney Turner.....	10.3	9.9	26
G James Andrews.....	18.8	4.1	39
G Leo Hunt.....	4.0	1.4	105

1987-88 (9-19)

Player.....	PPG	RPG	Ast.
F Lanard Copeland.....	11.0	4.1	52
F Keven Davis.....	10.8	6.4	21
C Willie Brown	10.6	6.6	10
G James Andrews.....	15.1	4.1	36
G Paris Dennis	9.3	4.4	102



MARK GILMORE and DON ROSS from the 1979-80 squad.

A

Adams, Jim (1962-65)
Agin, David (1977-79)
Alexander, Russell (1956-57)
Ali, Jihad (2007-12)
Alloway, Kendrick (2001-03)
Anderson, Dwayne (1985-86)
Andrews, Cedrick (1983-85)
Andrews, James (1985-86, 87-89)
Angelich, Paul (1977-80)
Armstead, Chuck (1989-90)
Arrington, Andre (1987-88)
Astacio, Tony (1972-73, '74-76)
Atkins, Manny (2011-14)
Atkinson, James (1974-76)
Atrice, Walker (1972-74)

B

Bagley, Tom (1967-68)
Bailey, Bob (1972-73)
Baldwin, Bobby (1953-56)
Barlow, Dicky (1978-80, 81-83)
Barnett, Tikoyo (2004-05)
Bates, (1958-59)
Beckett, John (1997-98)
Benlevi, Malik (2015-present)
Bennett, Frank (1980-82)
Benson, Ellis (1971-72)
Benton, Darryl (1979-81)
Bernard, Ajamu ((1992-95)
Bethune, Morris (1984-85)
Billingslea, Justin (2004-08)
Billingsley (1951-52)
Birdsong, Jerry (1955-59)
Bloodwirth, Charley (1947-48)
Boland, Bill (1958-59)
Boles, Charles (1975-77)
Booker, Archie (1980-82)
Bowen, Robin (1965-66)
Bowles, (1951-52)
Boyd, David (1972-75)
Boykin, Brad (1991-93)
Brandon, Terrence (1991-92, '93-96)
Brandon, Tommy (1965-66)
Brantley, Bo (1987-89)
Brewer, Ken (1968-70)
Brinson, Greg (1976-77)

Brooks, Courtney (1990-94)
Brown, Daniel (2009-11)
Brown, Jalen (2014-16)
Brown, Joe (1981-83)
Brown, Marcus (2003-05)
Brown, Verlon (1956-57)
Brown, Willie (1987-88)
Brus, Joe (1982-86)
Bryant, Jimmy (1973-75)
Buckner, Eric (2010-12)
Buggs, Dicky (1981-82)
Burdette, P.B. (1955-56)
Burgess, Thad (1964-65)
Burguillos, Denny (2012-14)
Burton, Mel (1961-63)

C

Cagle, Carter (2014-17)
Camp, (1947-48)
Campbell, Bam (2000-02)
Campbell, Kevin (1995-96)
Cannon, Tommy (1960-64)
Carman, Herbert (1976-78)
Carr, Michael (1987-89)
Carter, (1947-48)
Cartwright, Brandon (2005-07)
Cason, Frank (1965-66)
Cawthon, Charles (1951-55)
Chase, Rashad (2005-09)
Chennault, Reggie (1982-84)
Chilholm, Gordon (1956-57)
Choates, Moyce (1974-76)
Clayton, Willie (2015-17)
Clements, Gregg (1980-81)
Clerkley, Chris (2016-present)
Cloud, Ed (1955-56)
Coggins, Jon (1983-85)
Cole, Arte (1989-92)
Coleman, Bob (1959-60)
Coley, Garrett (1990-92)
Collier, Chris (1989-91)
Conner, Bill (1959-60)
Cool, Don (1962-65)
Cooper, Darryl (2000-02)
Copeland, Boyd (2003-06)
Copeland, Jim (1965-67)
Copeland, Lanard (1985-89)
Coppedge, Ferrell (1967-69, '70-71)
Costen, Bill (1955-57)
Costner, George (1960-61)
Couch (1947-48)
Coulter, Rick (1984-86)
Crider, Markus (2012-16)
Culver, Albert (1974-76)
Cunningham, John (1968-69, '70-71)
Curry, Dante (2008-2011)

D

Dabney, Ron (1967-69)
Daly, Fletcher (1939-40)
Davis, Donnie (1998-02)
Davis, Jackie (1976-78)
Davis, Keven (1985-89)
Davis, Leroy (2001-03)
DeFoor, Bobby (1960-61)
Dean, Dontaz (2002)
Dennis, Isaiah (2013-17)

Dennis, Paris (1986-88)
Dickerson, Deven (2004-08)
Dickson, Al (1968-70)
Dix, Ernie (1972-73)
Dixon, Arthur (1956-57)
Doby, Harold (2010-11)
Doherty, Frank (1958-61)
Donaldson, Austin (2015-17)
Donehoo, David (1973-75)
Dopson, James (1992-93)
Dukes, Joe (2008-10)
Dyer, Bill (1953-56)

E

Edelstein, (1947-48)
Epps, Gene (1962-65)
Ellerbee, Ty (1978-80)
Ernest, (1951-52)
Erves, Larry (1976-78)
Ervin, Eric (1982-84)
Estes, Jevon (1984-85)
Evans, Terrence (1992-96)

F

Fain, Jimmy (1966-67)
Falker, Chris (1978-80)
Fanning, Steve (1985-87)
Farmer, Matthew (1965-69)
Faulhaber, Bill (1972-76)
Favors, Herman (2002-06)
Feldman, Sidney (1939-40)
Felton, John (1980-82)
Felton, Nile (2016-present)
Fencher, Danny (1977-79)
Fern, Dwight (1971-73)
Fields, James (2008-12)
Firnback, Bill (1985-87)
Foster, (1982-83)
Fowler, Randy (1978-80)
Fox, (1947-48)
Freeman, Walter (1939-40)

G

Galloway, Erin (1994-95)
Galloway, Trello (2002-04)
Gamble, Tyler (2011-13)
Garner, James (1959-60)
Gauff, Corey (1989-93)
Gause, Quincy (1997-99)
Gauth, Rex (1979-82)
Gaynes, Virlyn (1963-65)
Gebhard, Brian (1970-71)
Gentry, Chris (1995-97)
Gibson, DiMario (1979-81)
Gibson, Ed (1954-55)
Gilchrist, James (2000-02)
Gillentine, (1947-48)
Gisi, (1951-52)
Glass, Reeder (1960-61)
Goldston, Trae (2006-10)
Goodman, (1947-48)
Gordon, (1989-90)
Graham, Harlen (1980-84)
Graham, Tony (1980-84)
Gray, David (1988-89)
Green, Charles (1971-72)

Green, Justin (2011-13)
Green, Ryann (2011-15)
Gresham, Darryl (1986-87)
Gresham, Torquin (1997-00)
Gulmire, Mark (1978-80)
Gunsby, Lydell (1999-2002)
Gynes, Frank (1965-66)

H

Hadley, Greg (1980-82)
Hagwood, Brent (1983-84)
Haley, Dewey (1984-86)
Hall, Donald (1993-94)
Hamilton, Mark (1967-68)
Hamilton, Rodney (1994-98)
Hamner, Dwight (1970-72)
Hampton, Louis (1985-86)
Hampton, Trey (2008-10)
Handy, Bayi (2001-02)
Hannah, Homer (1956-58)
Hansbro, Xavier (2008-10)
Harbin, (1947-48)
Harris, Alario (2015-16)
Harris, Lasanna (2002-03)
Harrow, Ryan (2013-15)
Hastings, Mark (1988-89)
Hawk, (1947-48)
Hayes, (1947-48)
Hayes, Robert (1992-93)
Heard, Charles (1955-57)
Heers, Eric (1956-57)
Hickman, Bart (1962-64)
Hight, Chris (1995-96)
Hill, Jarrod (1998-00)
Hinton, Jaylen (2013-14)
Hoard, Barrett (1989-90)
Hoekwater, Matt (1993-95)
Hollowell, Jeremy (2014-17)
Holmes, Chavelo (1981-84, '85-86)
Holstick, Otis (1979-80)
Hooks, Fred (1969-70)
Howard, Melvin (1986-87)
Howington, Ronnie (1967-68)
Hudson, Luther (1966-67)
Hunt, Leo (1987-89)
Hunter, Louie (1982-83)
Hunter, R.J. (2012-15)

J

Jackson, Chris (1983-85)
Jackson, Elfrem (1986-87)
Jackson, Jeff (1984-86)
Jacobs, Jimmy (1965-69)
Jacobs, R. L. (1967-68)
James, Ronnie (1954-55)
Jarvis, Howie (1976-79)
Johnson, Gerald (1955-57)
Johnson, Ron (1990-91)
Johnson, Marques (2009-11)
Jones, D.J. (2007-08)

K

Kessler, Dave (1979-80)
Killingsworth, Jim (1956-57)
Kimbrow Jr., Tony (2011-12)
King, Markeal (1998-00)



Kinsey, T. (1967-68)
Kirk, (1947-48)
Krubally, Ousman (2007-10)

L

Langhorne, Marcus (1996-97)
Leuszler, Jay (1971-73)
Logan, Reo (2002-04)
Long, Shernard (1999-2001)
Lott, Kevin (2006-10)
Love, Henry (1971-72)
Luckydo, Philip (1990-92)

M

Mack, Rod (1979-81)
Manier, Malcolm (2004-06)
Manus, Ray (1960-64)
Marshall, Greg (1966-69)
Maynor, Javonte (2010-11)
McBride, Ryan (2006-07)
McDaniel, (1947-48)
McDonald, Jerry (1955-56)
McGee, Brandon (2010-12)
McGrew, D'Andre (2003-06)
McIntosh, Lamont (2000-04)
Mendez, Leonard (2005-09)
Micheaux, Josh, (2010-12)
Mitchell, Devin (2015-present)
Mitchell, Norman (2006-08)
Mobley, Terrence (1994-95)
Monroe, Esell (1989-91)
Montgomery, Bruce (1988-90)
Moore, Calvin (1972-74)
Morgan, David (1977-79)
Morgan, Glenn (1958-60)
Morgan, Major (1962-64)
Morgan, Sylvester (2003-05)
Morris, Everett (2003-05)
Morris, Kevin (1998-2001)

Moss, Greg (1982-83)
Moynihan, Michael (2007-08)
Mullins, Tommy (1964-67)
Murphy, Pat (1996-98)
Myrick, Henry (1973-75)

N

Nalls, Mike (1989-93)
Newlin, Charles (1972-74)
Nicholson, Herb (1955-56)
Nieves, Henry (1998-99)
Nordmark, Bill (1967-71)
Norris, Paul (1984-87)
Nuckles, Quincy (1993-94)

O

O'Brien, Matt (1989-91)
Oliver, Charles (1970-72)

P

Patton, Cedric (2000-03)
Pearson, Rico (1995-96)
Pendleton, George (1975-77)
Perique, Lance (2005-06)
Perkins, Larry (1969-71)
Person, Curtis (1970-72)
Peterson, Matt (1990-94)
Pickney, Michael (2014)
Pierson, Robert (1974-76)
Pietrowski, Mike (1979-80)
Pinkett, Shellord (1994-98)
Poag, Jackie (1971-72, '73-74)
Powell, Gene (1957-60)
Powers, Charley (1973-75)
Poyastro, Miguel (1975-77)
Pritchard, Tom (1969-71)
Purvis, Neil (1972-73, '74-75)

Q

Quinn, Frank (1962-64)

R

Ramsey, (1947-48)
Ramsey, George (1980-82)
Rarick, Dan (1976-77)
Reed, Pete (1958-59)
Reese, Anton (1998-2000)
Reinhart, Bobby (1987-89)
Renkosik, Ray (1977-79)
Rhine, Tony (1993-96)
Richardson, (1947-48)
Richardson, Rashaad (2010-14)
Richardson, Steve (1976-78)
Richardson, Thomas (1970-71)
Ricketts, Ronald (1970-72)
Rimmer, Bernard (2008-09)
Roberts, Russell (1972-73)
Robertson, Maurice (1997-99)
Robinson, Ranard (2005-06)
Ross, Don (1979-81)

S

Sandstrom, David (1984-85)
Saviddis, Alex (1995-98)
Scott, Doug (1975-77)
Scott, Jerome (1976-78)
Searcy, Chad (1996-2000)
Seegar, Walt (1968-69)
Session, Jordan (2014-present)
Seymour, Justin (2016-17)
Sharpe, Darius (2013-14)
Shaw, Gene (1968-69)
Shaw, Kevin (2011-14)
Shearer, (1947-48)
Sheldon, Philip (1964-65)
Shipes, T.J. (2012-16)
Sikes, Kerry (1969-70)
Sills, Ray (1975-77)
Simonds, D'Marcus (2016-pres.)
Simpson, Larry (1955-56, '58-59)
Slack, Roderick (1977-78)
Smiley, Don (1991-92)
Smith, (1947-48)
Smith, Joe (1964-65)
Smith, LaRon (2012-14)
Smith, Larry (1982-84, 86-87)
Smith, Zavian (1989-92)
Solomon, Cameron (2012-13)
Sosebee, Jerry (1964-66)
Spells, Shay (1994-95)
Stackhouse, Jeff (1979-80)
Stafford, Cornelius (1983-85)
Stewart, Charlie (1954-55)
Stone, Jimmy (1955-60)
Straley, Wilt (1962-64)
Strange, Johnny (1962-64)
Stribling, Mark (1992-94)
Stricker, Brad (1998-99)
Strong, Bill (1964-65)
Strong, Bo (1966-70)
Styles, Curtis (1971-72)

T

Taylor, Jamar (2009-12)
Teale, Ted (1947-48)
Templeman, Terry (1964-65)
Terrell, Thomas (2000-02)
Thomas, Jeff (2014-present)
Thomas, Kevin (2003-05)
Thomas, Rankin (1968-70)
Thompson, Leroy (1955-57)
Thompson, Mark (1988-92)
Thorton, Al (1972-73)
Thurmon (1947-48)
Tobin, Corey (2014-15)
Toomer, Anthony (1995-96)
Towns, Daniel (2002-04)
Travers, David (2012-13, 2014)
Tucker, Randy (1979-82)
Turmon, George (1978-80)
Turner, (1951-52)
Turner, Rodney (1986-87, '88-89)
Tyson, Don (1974-76)

U

Ujlaki, Mike (1969-70)

V

Vincent, James (2009-2013)

W


Walton, Juan (1989-90)
Ware, Kevin (2014-16)
Washington, Curtis (2012-15)
Washington, Phil (1971-73)
Watson, Stan (1979-80)
Webb, Bill (1960-61)
Webb, Mike (1959-60)
Webb, Warren (1980-82)
Webster, Steve (1972-74)
Whaley, Charles (1956-57)
Whatley, Dominique (2005-06)
White, Devonta (2010-14)
Wilder, Sam (1989-93)
Wilkins, Raymond (1996-97)
Williams, Isaiah (2014-present)
Williams, Jim (1955-56)
Williams, Nate (2001-04)
Williams, Travis (1992-96)
Willis, (1947-48)
Wilson, Joe (1965-67)
Wilson, W. T. (1954-55)
Witter, Dave (1965-67)
Wolfe, Bo (1965-68)
Woodall, (1960-64)
Woodruff, Ron (1968-70)
Woods, Bobby (1974-75, '76-77)
Wright, Tildon (1993-97)
Wootson, D. J. (2000-01)
Wright, Tony (1983-94, '85-86)
Wright, Tyrice (1991-92)
Wynn, Marty (1964-65)

Y

Young, Eddie (1974-76)

Z

Zak, Mike (1997-98)
Zehner, Curtis (1977-78)



ANDRE TOOKS
1980 - 2001

Andre Took, a native of Shawnee Mission, Kansas, joined the Georgia State program in 2001 after two seasons at Fort Scott Community College. Tragically, he died in an automobile accident on Oct. 31, 2001, before he ever suited up for the Panthers.



TIKOYO BARNETT
1982 - 2005

Tikoyo Barnett lettered for the Panthers in 2004-05. He joined the program as a junior college All-American at Alabama Southern. He died tragically on March 26, 2005, in an automobile accident near his hometown of Monroeville, Ala.



GEORGIA STATE shocked No. 3-seed Baylor 57-56 as R.J. Hunter hit a 30-foot 3-pointer with 2.7 seconds remain to secure the win.



GEORGIA STATE knocked off Wisconsin 50-49 as Kevin Morris was named Chevrolet Player of the Game.

2015 NCAA TOURNAMENT

GEORGIA STATE 57, BAYLOR 56

2015 NCAA West Second Round • Jacksonville, Fla. • March 19, 2015

R.J. Hunter's 3-pointer with 2.7 seconds left capped a 13-0 run that lifted No. 14 seed Georgia State to a 57-56 victory over No. 3 Baylor in the NCAA West Regional second round at Veteran's Memorial Arena in Jacksonville, Fla.

Held to just one field goal in the first 37 minutes, Hunter scored 12 of the game's final 13 points. Georgia State trailed 56-44 when Hunter hit a pair of free throws with 2:39 to play to begin the comeback.

Baylor led 56-54 with 15 seconds left and Kenny Cherry at the free throw line. Cherry missed the front end of a one-and-one. T.J. Shipes grabbed the rebound for GSU, and it was Shipes who passed the ball to Hunter for the winning 30-foot trey from the top of the key.

Hunter finished with 16 points for the Panthers, who played without second-leading scorer Ryan Harrow and his 18.7 points per game. Senior Ryann Green scored 11 points -- The first double-figure scoring effort of his career -- and handed out four assists, and Markus Crider added 10 points.

The victory sent head coach Ron Hunter falling off his chair, literally. The elder Hunter was coaching from a rolling stool after injuring his Achilles tendon as the Panthers' celebrated their Sun Belt Conference Championship just four days earlier.

Georgia State forced 21 Baylor turnovers while committing just six, helping the Panthers compensate for a huge rebounding disparity against the much taller and bigger Bears, who won the rebounding battle 40-23.

XAVIER 75, GEORGIA STATE 67

2015 NCAA West Third Round • Jacksonville, Fla. • March 21, 2015

Georgia State's heroic underdog run ended, but it wasn't without a memorable performance in a 75-67 loss to Xavier. The two teams combined to make 49 of 80 baskets (61.25%), the highest in an NCAA tournament game in more than 20 years.

The Panthers made more field goals (26) than the Musketeers (23), but GSU shot a solid 56.5 percent on 26 of 46, while Xavier was an eye-popping 23 of 34 (67.6%). Xavier hit 7 of 13 clutch 3-point baskets and added 22 of 25 free throws at 88 percent for a decided advantage over GSU's 9 of 13. Credit goes to Xavier for putting up those numbers on a defense that held 11 teams under 30 percent in a game this season.

GSU (25-10) was led by R. J. Hunter who scored 20 points and added five assists, while Markus Crider scored 10. Senior Ryan Harrow tried valiantly to play in his final college game and made two 3-point baskets in the first half, but was unable to go in the second half. GSU's defense was still a factor as the Panthers forced 14 turnovers and made eight steals, but the hot-shooting Musketeers overcame those turnovers.

2001 NCAA TOURNAMENT

GEORGIA STATE 50, WISCONSIN 49

2001 NCAA West First Round • Boise, Idaho • March 15, 2001

Shernard Long's basket with 12 seconds left lifted underdog Georgia State to a 50-49 victory over No. 6 seed Wisconsin in the first round of the NCAA West Regional, giving the Panthers their eighth straight victory and the first NCAA tournament win in school history.

Georgia State, seeded 11th, fell behind by as many as 16 points in the first half and still trailed by five, 49-44, with a minute to play. Darryl Cooper hit a 3-pointer with 48 seconds left and was fouled, and the sophomore made the free throw to complete the four-point play and bring the Panthers within one. Cooper then made a steal on the defensive end to set up Long's winning shot. Wisconsin had a chance to tie or the lead as the Badgers got the ball down low to 6-9 center Mark Vershaw, who was fouled and went to the line for two free throws. But Vershaw missed both and Long grabbed the rebound. The Panthers had to survive a desperation shot by Wisconsin after Long missed the front end of a one-and-one with one second left.

Senior guard Kevin Morris led the Panthers with 18 points, including a 3-pointer just before the first-half buzzer. Long, the Panthers' leading scorer, was held scoreless in the first half before scoring 13 in the second, while Cooper added 11 points. Bam Campbell grabbed 11 boards as the Panthers outrebounded Wisconsin 33-32.

MARYLAND 79, GEORGIA STATE 60

2001 NCAA West Second Round • Boise, Idaho • March 17, 2001

Georgia State's most successful season ever ended with a 79-60 defeat by third-seeded and 11th-ranked Maryland, which would go on to reach the Final Four. Lefty Driesell's Panthers were even with his former school into the second half, tying the game at 47-47 with 14 minutes to play before Maryland pulled ahead for good.

With Georgia State trailing 41-37 at the intermission, Driesell unveiled a diamond-and-one defense to the start the second half. A steal and layup by Lydell Gunsby tied the game at 41-41 with 18:14 left. Two free throws by Donnie Davis gave State a 43-42 lead at the 17:44 mark. Davis then stepped to line at 14:29 and tied the game for the seventh time at 47-47, but missed his second attempt that would have put the Panthers ahead. Back-to-back steals by All-American Juan Dixon put the Terps ahead to stay, and Maryland was able to open a double-digit lead by the 10-minute mark. The final 19-point lead was Maryland's largest advantage as the Panthers were scoreless for the last four minutes.

Shernard Long led Georgia State with 20 points, but he was the only Panther in double figures. The rebounding was even with both teams grabbing 42, but the much taller Terrapins managed to score 50 points in the paint.



1991 NCAA TOURNAMENT

ARKANSAS 117, GEORGIA STATE 76

1991 NCAA Southeast First Round • Atlanta, Ga. • March 15, 1991

Georgia State's first trip to the NCAA tournament was a giant step for the Panthers' basketball program but just a short trip across town. The 16th-seeded Panthers, upset winners of the TAAC Tournament, were placed in the Southeast Regional, earning a date with No. 1 seed and third-ranked Arkansas at The Omni in Atlanta, just moments from Georgia State's downtown campus.

The talented Razorbacks defeated Georgia State 117-76. However, the Panthers played a strong first half, leading by as many as nine points and trailing by only two late in the half. Eventually, Arkansas' depth and vaunted fullcourt press wore down the underdogs.

Chris Collier led the Panthers with 22 points and 13 rebounds, while Zavian Smith added 14 points, nine rebounds and six blocked shots.



COACH BOB REINHART
(with Nolan Richardson)
and the Panthers faced
Arkansas in the 1991
NCAA tournament.



2014 POSTSEASON NIT

CLEMSON 78, GEORGIA STATE 66

2014 Postseason NIT First Round • Clemson, S.C. • March 18, 2014

Georgia State's second trip to the National Invitation Tournament ended with a 78-66 loss at Clemson at Littlejohn Coliseum. All five Georgia State starters finished in double figures led by Sun Belt Player of the Year R.J. Hunter's 15 points.

Making its fifth postseason appearance ever but its second in three seasons under head coach Ron Hunter, Georgia State finished the season with a record of 25-9, the second-highest victory total in school history.

K.J. McDaniels, the Atlantic Coast Conference Defensive Player of the Year, led the Tigers with 30 points, 14 rebounds and five blocked shots for Clemson (21-12).

Georgia State uncharacteristically shot just 34.3 percent from the floor, but continued to do what it did well all year – make free throws (13 of 14) and not turn the ball over (5).

Ryan Harrow and Devonta White scored 13 points each for GSU, Manny Atkins had 12, and Curtis Washington contributed 11 points, eight rebounds and three blocks.

Georgia State led briefly in the second half, and the Panthers were



GEORGIA STATE returned to the Postseason NIT in 2014 and led Clemson midway through the second half.

within one with under 10 minutes to play before the Tigers pulled away.

Georgia State took its first lead at 19-18 on pair of free throws by Devonta White with 6:21 left in the first half. The Panthers led 23-20 when Clemson scored 11 straight points to regain control, leading 31-20 with under three minutes to go. Atkins 3-pointer in the waning seconds pulled GSU within 35-32 at the intermission.

In the second half, Hunter's steal and layup gave the Panthers their only lead of the second half at 40-39 with 16:27 to play, but the Tigers answered with buckets by Damarcus Harrison and Jaron Blossomgame.

Hunter knocked down two 3-pointers against the Tigers and finished the season with 100 made from beyond the arc, the first player in program history to accomplish the feat.

Atkins also made a pair of 3-pointers in his final game to finish his career among the top 10 in program history with 129 and with a 3-point shooting percentage of 42.4, No. 2 all-time at GSU.

2002 NATIONAL INVITATION TOURNAMENT

TENNESSEE TECH 64, GEORGIA STATE 62

Eblen Center • Cookeville, Tenn. • March 13, 2002

Georgia State earned an invitation to the National Invitation Tournament for the first time in school history, but the Panthers fell at Tennessee Tech 64-62 on Cameron Crisp's basket with 4.8 seconds left.

The Panthers won the Atlantic Sun regular season for the second straight year but dropped a heart-breaking 76-75 decision to Florida Atlantic in the tournament final. Tennessee Tech, regular-season champion of the Ohio Valley Conference, also lost its conference title game by one point but entered the NIT with a 28-game homecourt winning streak.

Georgia State trailed by five with under four minutes left before Lamont McIntosh's jumper tied the game at 60-60 with 1:19 to play. Tech regained the lead on a layup by Damien Kinloch with 1:09 left. State answered as Bam Campbell got an offensive rebound and scored to knot the score again with just 34 seconds on the clock. He was fouled on the play but his free throw rimmed out. Tech got the rebound and played for the final shot, which Crisp hit on a pull-jumper that banked in.

Nate Williams led Georgia State with 17 points and seven rebounds, and Campbell had a double-double with 15 points and 12 rebounds, but leading scorer Thomas Terrell was held to seven points.



2012 COLLEGEINSIDER.COM POSTSEASON TOURNAMENT

GEORGIA STATE 74, TENNESSEE TECH 43

2012 CIT First Round • Atlanta, Ga. • March 13, 2012

Making its first postseason appearance since 2002, Georgia State opened play in the CollegeInsider.com Postseason Tournament in impressive fashion, defeating Tennessee Tech 74-43. It was the first postseason game played in the GSU Sports Arena and came on the 10-year anniversary of facing the Golden Eagles in the NIT.

Devonta White, a sophomore from Alpharetta, Ga., led the Panthers with a then career-high 24 points and connected on 9-of-13 attempts from the field. Senior James Fields added 17 points on 7-for-10 shooting, plus seven rebounds and five steals.

Georgia State dominated at both ends, shooting 52.7 percent from the field, including 9-for-15 from beyond the arc, while holding the Golden Eagles to just 28.3 percent. Tennessee Tech (19-14) managed just two 3-pointers on 22 attempts.

Redshirt-senior Jihad Ali, playing in his school-record 125th game, added seven points and eight rebounds. Senior Eric Buckner finished with five points and five rebounds, while adding to his school-record blocked shot total. Buckner recorded three blocks to give him 112 on the season, among the top five in the NCAA.

Tennessee Tech's Kevin Murphy entered the game as the 10th leading scorer in Division I at 21.1 points per game, but the Panthers limited the Atlanta native to seven points.

The Panthers shot 55.6 percent from the field in the first half with five treys while holding Tennessee Tech to just 8-for-26 (31 percent), including 1-for-13 from beyond the arc.



GEORGIA STATE rallied from a 14-point deficit to tie its CIT second-round game with Mercer before falling at the end to the eventual tournament champions.



MERCER 64, GEORGIA STATE 59

2012 CIT Second Round • Macon, Ga. • March 17, 2012

Georgia State rallied from a 14-point deficit in the second half before falling at Mercer 64-59 in the second round of the CollegeInsider.com Postseason Tournament.

Georgia State, which earned its first postseason berth since 2002, ended its season with a record of 22-12, the second most wins in school history.

After trailing 45-31 with 9:37 left, Georgia State rallied to tie the game at 49-49 on James Fields' 3-pointer with 4:53 to play. The game was tied at 51-51 when Mercer's Justin Cecil completed a three-point play to give the Bears the lead with 2:53 left. After two free throws by GSU's Devonta White, Cecil then nailed a 3-pointer to put Mercer ahead 57-53 with 2:19 to go.

Mercer pushed its lead to 61-56 on two free throws by Jakob Gallon with 43 seconds left, but Jihad Ali answered for Georgia State with a 3-pointer, pulling the Panthers within 61-59 with 37 seconds left.

After Langston Hall made one of two free throws for the Bears, Georgia State had a shot to tie the game, but Ali, White and Brandon McGee all missed potential game-tying 3-pointers.

White led GSU with 18 points. Fields added 14 points, while another senior playing his final game, Ali, contributed 13 points and 10 rebounds.

Eric Buckner added nine points, eight rebounds and six blocked shots. The 6-10 forward finished his impressive two-year career with 167 blocks, most in school history. He set a school record with 117 blocked shots, which also ranks as the fifth most in a season in CAA history.

Cecil led Mercer with 19 points, while Langston Hall chipped in with 12 and Jakob Gollon added 10.

2017 COLLEGEINSIDER.COM POSTSEASON TOURNAMENT

TEXAS A&M-CORPUS CHRISTI 80, GEORGIA STATE 64

2017 CIT First Round • Corpus Christi, Texas • March 15, 2017

Making its seventh postseason appearance in program history, Georgia State fell to Texas A&M-Corpus Christi 80-64 in the opening game of the CollegeInsider.com Postseason Tournament.

Sun Belt Freshman of the Year D'Marcus Simonds led the Panthers with 17 points, including 15 in the second half, but a quick start by the Islanders was too much for the Panthers to overcome.

Georgia State finishes its season 20-13, tied for the fifth-most wins in program history. The Panthers fall to 3-7 all-time in postseason play and 1-2 in CIT competition.

Texas A&M-Corpus Christi (21-11) was led by Rashawn Thomas who scored 31 points, grabbed nine rebounds and dished out five assists.

Texas A&M-Corpus Christi took an early 14-3 lead with 13:37 remaining in the first half as the Panthers turned the ball over six times in the first six minutes.

The Islanders took a 14-point lead, 24-10, with 8:51 to play before the Panthers were able to cut the deficit in half and trailed just 28-20 with 3:51 to play as TAMCC did not make a field goal for more than five minutes.

Shooting 44.8 percent from the floor, the Islanders went into the locker room with a 36-22 lead, while holding the Panthers to just 32.1 percent shooting and 1-of-10 from 3-point range.

Sophomore Malik Benlevi knocked down four second-half 3-pointers and finished with 15 points, three rebounds and three steals in the loss. Senior Jeremy Hollowell finished the last game of his career with seven points and seven rebounds.



GEORGIA STATE		OPPONENTS
Most Points Scored	76	vs. Arkansas, 3-15-91 117
Fewest Points Scored	50	vs. Wisconsin, 3-15-01 43
Most Points Scored - Half	42	at Texas A&M-Corpus Christi, 3-15-17 (2nd) 65
Fewest Points Scored - Half	18	at Mercer, 3-17-12 (1st) 19
Margin of Victory	31	vs. Tennessee Tech, 3-13-12 41
Field Goals Made	29	vs. Tennessee Tech, 3-13-12 40
		vs. Arkansas, 3-15-91
Fewest Field Goals Made	20	at Mercer, 3-17-12 17
		vs. Wisconsin, 3-15-01
		vs. Maryland, 3-17-01
FG Attempts	75	vs. Arkansas, 3-15-91 82
Highest FG%	.565	vs. Xavier, 3-21-15 (26-46) .676
Lowest FG%	.343	at Clemson, 3-18-14 (23-67)
Lowest FG% Allowed	.308	vs. Maryland, 3-17-01
3-Pt Field Goals Made	7	vs. Tennessee Tech, 3-13-12 8
		at Clemson, 3-18-14
3-Pt Field Goal Attempts	23	vs. Wisconsin, 3-15-01 22
		at Mercer, 3-17-12
		at Texas A&M-Corpus Christi, 3-15-17
3-Pt FG% (Minimum 3 made)	.429	vs. Xavier, 3-21-15 (6-14) .538
Free Throws Made	16	vs. Maryland, 3-17-01 31
		vs. Arkansas, 3-15-91
Free Throw Attempts	30	vs. Arkansas, 3-15-91 42
Free Throw %	.929	at Clemson, 3-18-14 (13-14) .880
Rebounds	48	vs. Arkansas, 3-15-91 54
Offensive Rebounds	24	vs. Arkansas, 3-15-91 24
Rebound Margin	+5	vs. Tennessee Tech, 3-13-12 +17
Assists	17	vs. Xavier, 3-21-15 32
Steals	13	vs. Baylor, 3-19-15 16
Most Turnovers	32	vs. Arkansas, 3-15-91 22
Fewest Turnovers	5	at Clemson, 3-18-14 8
Blocked Shots	9	at Mercer, 3-17-12 9
Most Fouls	28	vs. Arkansas, 3-15-91 24
Fewest Fouls	13	at Tennessee Tech, 3-13-02 13
		vs. Baylor, 3-19-15



Led by legendary coach Charles "Lefty" Driesell, **GEORGIA STATE** topped Wisconsin in the first round of the 2001 NCAA Tournament in Boise, Idaho, 50-49.



Following an Achilles injury in the Sun Belt tournament, Ron Hunter coached from a stool as **GEORGIA STATE** topped Baylor in the second round of the 2015 NCAA Tournament in Jacksonville, Fla., 57-56



DEVONTA WHITE scored a postseason school-record 24 points against Tennessee Tech in the first round of the 2012 CIT Postseason Tournament.



CHRIS COLLIER pulled down 13 rebounds in Georgia State's first postseason appearance, the 1991 NCAA tournament, played at The Omni in downtown Atlanta.

GEORGIA STATE			OPPONENTS	
Most Points Scored	24	Devonta White vs. Tennessee Tech, 3-13-12	31	Rashawn Thomas (Texas A&M-CC), 3-15-17
Field Goals Made	9	Devonta White vs. Tennessee Tech, 3-13-12	9	K.J. McDaniels (Clemson), 3-18-14
		Chris Collier vs. Arkansas, 3-15-91		Rashawn Thomas (Texas A&M-CC), 3-15-17
FG Attempts	21	Shernard Long vs. Maryland, 3-17-01	16	Lonny Baxter (Maryland), 3-17-01
				Mark Vershaw (Wisconsin), 3-15-01
				Eham Amin (Texas A&M-CC), 3-15-17
FG% (minimum 5 made)	.714	Jordan Session vs. Texas A&M-CC, 3-15-17	.888	Jalen Reynolds (Xavier), 3-21-15
3-Pt Field Goals Made	4	Malik Belevi vs. Texas A&M-CC, 3-15-17	5	Justin Cecil (Mercer), 3-17-12
				Myles Davis (Xavier), 3-21-15
3-Pt Field Goal Attempts	8	Kevin Morris vs. Wisconsin, 3-15-01	9	Justin Cecil (Mercer), 3-17-12
		Thomas Terrell at Tennessee Tech, 3-13-02		
		R.J. Hunter vs. Xavier, 3-21-15		
Free Throws Made	5	R.J. Hunter at Clemson, 3-18-14	10	K.J. McDaniels (Clemson), 3-18-14
		R.J. Hunter vs. Xavier, 3-21-15		Rashawn Thomas (Texas A&M-CC), 3-15-17
Free Throw Attempts	9	Zavian Smith vs. Arkansas, 3-15-91	14	Rashawn Thomas (Texas A&M-CC), 3-15-17
Rebounds	13	Chris Collier vs. Arkansas, 3-15-91	15	Taurean Prince (Baylor), 3-19-15
Offensive Rebounds	6	Zavian Smith vs. Arkansas, 3-15-91	5	Damien Kinloch (Tennessee Tech), 3-13-02
		Bam Campbell at Tennessee Tech, 3-13-02		
Assists	7	Josh Micheaux vs. Tennessee Tech, 3-13-12	11	Ernie Murry (Arkansas), 3-15-91
Steals	5	James Fields vs. Tennessee Tech, 3-13-12	4	Todd Day (Arkansas), 3-15-91
				Juan Dixon (Maryland), 3-17-01
Blocked Shots	6	Eric Buckner at Mercer, 3-17-12	5	K.J. McDaniels (Clemson), 3-18-14
		Zavian Smith vs. Arkansas, 3-15-91		



2015 SUN BELT CHAMPIONS

Following its second-straight regular season title, top-seeded Georgia State received a double-bye into the semifinals and earned two wins in two days to receive an automatic bid to the NCAA tournament. The Panthers opened the tournament revenging a loss to UL Lafayette in the finals of the 2014 conference tournament final, then topped in-state rival Georgia Southern in the final. It was the second time in a week defeating the Eagles as the Panthers also clinched the regular season title against Georgia Southern in the season finale. Kevin Ware earned Tournament MVP honors, while R.J. Hunter and Markus Crider also earned all-tournament recognition.

GEORGIA STATE 83, UL LAFAYETTE 79

Sun Belt Semifinal • Lakefront Arena • March 14, 2015

Led by 32 points from Sun Belt Player of the Year R.J. Hunter, Georgia State earned an 83-79 win over UL Lafayette at Lakefront Arena. Hunter went 11-of-22 from the floor and 7-of-8 from the free throw line. He added eight steals which established a new Sun Belt tournament record and tied the Georgia State school record which last occurred in 2000.

Junior Markus Crider just missed his fourth double-double of the season with 15 points and nine rebounds, while freshman Isaiah Dennis came off the bench to score a career-high 10 points, tying a career-high with 18 minutes played.

Despite four players in double figures, UL Lafayette saw its seven-game winning streak snapped. Devonta Walker came off the bench to lead the Ragin' Cajuns with 17 points and nine rebounds. The Panthers held All-Sun Belt First-Team member Shawn Long to 10 points and eight rebounds.

Georgia State went into the locker room leading 44-27, forcing 13 ULL turnovers which led to 22 GSU points.

The Panthers continued to push the pace in the second half, leading by as many as 24 with 15:52 to play. Georgia State still led by 13, 81-68, with 32 seconds to play after a free throw by Hunter, before ULL finished the game on an 11-3 run that included two 3-pointers in the final 10 seconds.

Seniors Ryann Green and Curtis Washington each scored eight points in the win, while redshirt-junior Kevin Ware, in his first season with the Panthers, added nine points and six assists.



Kevin Ware scored 18 points and earned tournament MVP honors leading **GEORGIA STATE** to a 38-36 win over Georgia Southern in the Sun Belt Championship Game.



GEORGIA STATE 38, GEORGIA SOUTHERN 36

Sun Belt Championship • Lakefront Arena • March 15, 2015

Behind a game high 18 points by tournament MVP Kevin Ware, Georgia State earned a 38-36 win over Georgia Southern in a defensive slug-fest at Lakefront Arena to earn the school's third ever bid to the NCAA tournament.

Georgia State won its fifth-straight and ninth of its last 10 games to advance to the NCAA tournament for the first time since 2001. GSU shot 32.6 percent from the floor while Georgia Southern was held to 22.9 percent shooting by GSU's stifling defense.

The Panthers led for nearly 30 minutes compared to just 34 seconds in front for the Eagles. Although the score was even only three times the teams were tied for more than nine minutes of play.

Behind Ware, Sun Belt Player of the Year R.J. Hunter was the second highest scorer in the game with nine, but was just 3-of-15 from the floor, including 1-for-7 from behind the arch. Markus Crider chipped in eight points and grabbed seven boards.

The struggles continued for both teams as Georgia State went into the locker room leading 19-16 while holding Georgia Southern to just 24.0 percent shooting the first half. Ware scored 11 points in the first half as the Panthers were held to just 34.8 percent shooting.

Georgia Southern took its only lead of the game 30-29 with 9:28 to play in the second half on a layup by Kyle Doyle. Ware responded immediately with a 3-pointer from the corner to put the Panthers back ahead by two just over 30 seconds later.

Two free throws by Jelani Hewitt tied it at 32 with 8:11 to play. The score remained tied for nearly three minutes as neither team was able to score until Hunter hit a layup at the 5:29 mark to put the Panthers up by two.

Hunter's layup proved to be the final field goal of the game as neither team made a bucket over the last five minutes of play. The last eight points for both teams came from the free throw line starting when Eric Ferguson hit a pair at the line to knot the score again at 34 with just over five minutes to play.

Georgia State jumped back in front by two when Crider hit two free throws at the 3:24 mark. Trent Wiedeman then tied it with two from the charity stripe with 1:55 remaining, before Hunter gave GSU its final lead, 38-36, with two free throws with 21 seconds remaining.

Georgia Southern had two final shots to win the game but Mike Hughes and Ferguson both missed deep threes as the Panthers defense held to clinch the win.



2001 TAAC CHAMPIONS

Top-seeded Georgia State used home-court advantage and strong defense to sweep through the TAAC Tournament, winning the second conference title in school history and earning an automatic bid to the NCAA Tournament. The Panthers held their three opponents to an average of just 56 points while outscoring them by more than 24 points a game to extend their home-winning streak to 19 games. MVP Thomas Terrell averaged 15.3 points and 8.7 rebounds in the three games, while Shernard Long and Kevin Morris also earned all-tournament honors.

GEORGIA STATE 96, FLORIDA ATLANTIC 57

TAAC Quarterfinals • Georgia State Sports Arena • March 1, 2001

Top-seeded Georgia State had no trouble defending its homecourt, romping past Florida Atlantic 96-57 in the quarterfinals of the TAAC Tournament before 2,318 fans at the Georgia State Sports Arena.

The Panthers' defense set a TAAC Tournament record by limiting the Owls to just 29 percent shooting from the field while forcing 21 turnovers, grabbing 14 steals and blocking four shots.

Four players scored in double figures, led by Shernard Long with 18. Thomas Terrell had 15 points and nine rebounds, while Darryl Cooper scored 12 points and Donnie Davis added 11. State broke the game open with a 16-0 scoring run in the first half.

GEORGIA STATE 66, SAMFORD 56

TAAC Semifinals • Georgia State Sports Arena • March 2, 2001

Darryl Cooper scored 19 points as top-seeded Georgia State advanced to the TAAC championship game with a 66-56 victory over Samford.

Samford's slowdown style kept the score close for much of the game, and the Bulldogs took a 53-51 lead on a dunk by Marc Salyers with 4:51 to play. From there, the Panthers outscored Samford 15-3.

Cooper led a quartet of double-figure scorers for the Panthers. Shernard Long and Thomas Terrell scored 14 points each and Kevin Morris added 12. State collected 13 steals and forced 21 turnovers.

Salyers led Samford with 25 points as the Bulldogs shots 59 percent for the game but took just 34 shots.

GEORGIA STATE 79, TROY 55

TAAC Championship • Georgia State Sports Arena • March 3, 2001

Before a tournament record crowd of over 4,000 fans, top-seeded Georgia State earned an automatic bid to the NCAA tournament for the second time in school history with a convincing 79-55 victory over No. 2 seed Troy in the TAAC Championship game, played on the Panthers' home court at the Georgia State Sports Arena.

Senior guard Kevin Morris led the Panthers with 18 points and seven assists, while tournament MVP Thomas Terrell had 17 points and 10 rebounds. Terrell hit five 3-pointers as Georgia State set a then-school-record with 16 treys in the game while controlling the boards with a 44-28 rebounding advantage. Morris and Shernard Long (12 points, 14 rebounds) joined Terrell on the all-tournament team.

Troy, which reached the title game after winning eight in a row and 13 of its last 15, jumped to an 11-5 lead in the first five minutes, but Georgia State responded with a 14-2 burst and never trailed again. Lemayn Wilson led the Trojans with 15 points and nine rebounds.

Georgia State's win was its seventh straight and its 19th in a row at the Sports Arena.



1991 TAAC CHAMPIONS

Cinderella earned a trip to the Big Dance as fifth-seeded Georgia State swept through the TAAC Tournament, knocking off host Stetson, top-seeded Texas San Antonio and two-time defending champion Arkansas-Little Rock. The one-two punch of Chris Collier and Phillip Luckydo combined for 129 points in the three games as coach Bob Reinhart's Panthers earned the first postseason berth in school history. Collier averaged 20.7 points and 9.7 rebounds to earn MVP honors, and Luckydo averaged 22.3 points.



GEORGIA STATE 70, STETSON 64

TAAC Quarterfinals • Edmunds Center, DeLand, Fla. • March 5, 1991

Not only did Georgia State win its first TAAC Tournament game ever, but it did so by knocking off host Stetson on its home floor, earning a 70-64 victory behind 26 points from Phillip Luckydo.

Chris Collier had 18 points and seven rebounds, and Zavian Smith added 13 points for the fifth-seeded Panthers, who had lost their previous TAAC Tournament games by an average of 28 points.

Trailing 45-42 with 13:30 remaining, Georgia State scored six straight points to take the lead for good. Stetson scored to make the score 48-47, but from there, the Panthers' defense took over, holding Stetson to no field goals and just one free throw over the next nine minutes. By the time the Hatters managed a bucket with 2:35 on the clock, Georgia State had built a 63-50 lead.

Stetson dominated the boards 46-29 but Georgia State spread the floor and got 42 points in the paint despite the Hatters' size advantage.

GEORGIA STATE 94, TEXAS-SAN ANTONIO 84

TAAC Semifinals • Edmunds Center, DeLand, Fla. • March 6, 1991

Chris Collier scored 25 points and pulled down 13 rebounds as Georgia State scored its second straight upset, knocking off top-seeded Texas-San Antonio 94-84 to advance to the TAAC championship game.

Phillip Luckydo contributed 20 points and seven rebounds, and Zavian Smith added 11 points and 11 rebounds for the Panthers.

Georgia State took its first lead less than one minute into the game and never looked back, leading 38-27 at the intermission and building a 19-point advantage in the second half. UTSA tried to mount a comeback in the second half, but the Panthers sealed the win by hitting 12 of 16 free throws in the final five minutes.

The Panthers shot 61 percent (33-54) from the field, including 85 percent in the second half, and outrebounded UTSA 44-32.

GEORGIA STATE 80, ARKANSAS-LITTLE ROCK 60

TAAC Championship • Edmunds Center, DeLand, Fla. • March 7, 1991

Chris Collier and Phillip Luckydo combined for 40 points as Georgia State completed an improbable run to the NCAA tournament with an 80-60 victory over Arkansas-Little Rock in the TAAC title game, earning the Panthers' first postseason berth.

Georgia State, seeded fifth, handed the sixth-seeded but two-time defending champions their first TAAC Tournament loss in nine games and snapped a 19-game losing streak against UALR. Luckydo, a native of Little Rock, Ark., finished with a game-high 21 points while helping hold James Scott, UALR's leading scorer, to 12 points. Collier added 19 points and nine rebounds to earn MVP honors.


2016-17 Sun Belt (No. 2)
New Orleans, La. (Lakefront Arena)

Date	Opponent (Seed)	Result	Points	Rebounds	Assists
March 10	Louisiana (No. 7)	W, 86-76	Simonds, 17	Hollowell, 14	Hollowell, 4
March 11	Troy (No. 6)	L, 63-74	Williams, 19	2 Players, 8	2 Players, 2

2015-16 Sun Belt (No. 6)
New Orleans, La. (Lakefront Arena)

Date	Opponent (Seed)	Result	Points	Rebounds	Assists
March 10	Texas State (No. 7)	L, 61-63	2 Players, 16	Ware 5	Williams 5

2014-15 Sun Belt (No. 1)
New Orleans, La. (Lakefront Arena)

Date	Opponent (Seed)	Result	Points	Rebounds	Assists
March 14	UL Lafayette (No. 4)	W, 83-79	Hunter 32	Crider 9	Ware 6
March 15	Georgia Southern (No. 2)	W, 38-36	Ware 18	Washington 8	Green 2

2013-14 Sun Belt (No. 1)
New Orleans, La. (Lakefront Arena)

Date	Opponent (Seed)	Result	Points	Rebounds	Assists
March 15	Arkansas State (No. 4)	W, 72-45	Harrow 20	3 Players, 7	White 6
March 16	UL Lafayette (No. 2)	L, 81-82 OT	Harrow 37	Washington 8	Hunter 3

2012-13 CAA

Not eligible for tournament due to then-impending move to Sun Belt Conference

2011-12 CAA (No. 6)
Richmond, Va. (Richmond Coliseum)

Date	Opponent (Seed)	Result	Points	Rebounds	Assists
March 2	Hofstra (No. 11)	W, 85-50	Buckner 21	Buckner 11	Micheaux 7
March 3	George Mason (No. 3)	L, 59-61	Fields 15	Buckner 7	White 4

2010-11 CAA (No. 9)
Richmond, Va. (Richmond Coliseum)

Date	Opponent (Seed)	Result	Points	Rebounds	Assists
March 4	UNC Wilmington (No. 8)	W, 58-52	Micheaux 14	Ali 11	Johnson 7
March 5	George Mason (No. 1)	L, 45-68	Buckner 10	Buckner 7	Fields, Micheaux 4

2009-10 CAA (No. 10)
Richmond, Va. (Richmond Coliseum)

Date	Opponent (Seed)	Result	Points	Rebounds	Assists
March 5	Hofstra (No. 7)	L, 67-68	Krubally 19	Dukes 6	Dukes 6

2008-09 CAA (No. 8)
Richmond, Va. (Richmond Coliseum)

Date	Opponent (Seed)	Result	Points	Rebounds	Assists
March 6	Delaware (No. 9)	W, 54-41	Dukes 15	Dukes 12	Dukes 5
March 7	VCU (No. 1)	L, 52-61	Dukes 24	3 Players, 6	Dukes 2

2007-08 CAA (No. 12)
Richmond, Va. (Richmond Coliseum)

Date	Opponent (Seed)	Result	Points	Rebounds	Assists
March 7	William & Mary (No. 5)	L, 57-58	Mendez 14	Mendez 7	Jones 3

2006-07 CAA (No. 9)
Richmond, Va. (Richmond Coliseum)

Date	Opponent (Seed)	Result	Points	Rebounds	Assists
March 2	William & Mary (No. 8)	W, 70-68	Mendez 17	Mendez 7	Mendez 4
March 3	VCU (No. 1)	L, 60-73	Mendez 22	Dickerson 10	Larris 6

2005-06 CAA (No. 10)
Richmond, Va. (Richmond Coliseum)

Date	Opponent (Seed)	Result	Points	Rebounds	Assists
March 3	Towson (No. 7)	W, 72-64	Favors 20	Dickerson 7	Favors 7
March 4	George Mason (No. 2)	L, 56-61 OT	Favors 11	Dickerson 7	Favors 5

2004-05 A-SUN (No. 5)
Nashville, Tenn. (Curb Event Center)

Date	Opponent (Seed)	Result	Points	Rebounds	Assists
March 3	Belmont (No. 4)	L, 61-67	Morgan, Favors 12	Thomas 9	Copeland 5

2003-04 A-SUN (No. 4)
Nashville, Tenn. (Curb Event Center)

Date	Opponent (Seed)	Result	Points	Rebounds	Assists
March 4	Stetson (No. 5)	W, 55-47	Favors 13	Galloway 7	Favors 5
March 5	Troy (No. 1)	L, 62-63	Williams 19	Williams 12	Favors 5

2002-03 A-SUN (No. 7)
Atlanta, Ga. (Georgia State Sports Arena)

Date	Opponent (Seed)	Result	Points	Rebounds	Assists
March 6	Belmont (No. 2)	W, 76-58	Williams 18	Galloway 9	Four with 3
March 7	Troy State (No. 1)	L, 61-71	Williams 17	Davis 12	Favors 8

2001-02 A-SUN (No. 1)
Orlando, Fla. (UCF Arena)

Date	Opponent (Seed)	Result	Points	Rebounds	Assists
Feb. 28	Belmont (No. 8)	W, 82-79	Terrell 28	Williams 8	Davis 5
March 1	UCF (No. 5)	W, 82-64	Terrell 30	Terrell 14	Davis 5
March 2	FAU (No. 3)	L, 75-76	Terrell 22	Davis 9	Davis 4

2000-01 TAAC (No. 1)
Atlanta, Ga. (Georgia State Sports Arena)

Date	Opponent (Seed)	Result	Points	Rebounds	Assists
March 1	FAU (No. 8)	W, 96-57	Long 18	Terrell 9	McIntosh 4
March 2	Stetson (No. 4)	W, 68-65	Cooper 19	Terrell 7	Long 5
March 3	Troy (No. 2)	W, 79-55	Morris 18	Long 14	Cooper/Long 5

1999-00 TAAC (No. 2)
Jacksonville, Fla. (Memorial Coliseum)

Date	Opponent (Seed)	Result	Points	Rebounds	Assists
March 2	FAU (No. 7)	W, 77-54	Long, Reese 20	Hill 10	Wootson 6
March 3	Samford (No. 3)	L, 80-83	Reese 23	Long 9	Morris 8

CONFERENCE CHAMPIONSHIPS

1990-91	TAAC Tournament
1999-00	TAAC Regular Season (Co-Champions)
2000-01	TAAC Regular Season
2000-01	TAAC Tournament
2001-02	A-Sun Regular Season
2013-14	Sun Belt Regular Season
2014-15	Sun Belt Regular Season
2014-15	Sun Belt Tournament



MOST VALUABLE: The MVPs of Georgia State's conference titles were Chris Collier (top) in 1991, Shernard Long (middle) in 2001 and Kevin Ware (bottom) in 2015.


1998-99 TAAC (No. 3) Jacksonville, Fla. (Memorial Coliseum)

Feb. 25	Jacksonville (No. 6)	W, 78-58	Gause 20	Gause 7	Morris 6
Feb. 26	UCF (No. 2)	L, 60-67	Reese 14	Gause 11	Morris 5

1997-98 TAAC (No. 3) Charleston, S.C. (Kresse Arena)

Feb. 26	Stetson (No. 6)	W, 80-59	Pinkett 21	Gause 6	Hamilton 5
Feb. 27	FIU (No. 2)	L, 80-82	Hamilton 20	Gause 8	Hamilton 7

1996-97 TAAC (No. 3W) Charleston, S.C. (Kresse Arena)

Feb. 27	FIU (No. 2E)	L, 57-70	Hamilton 21	Wright 11	Hamilton 4
---------	--------------	----------	-------------	-----------	------------

1995-96

Did Not Qualify

1994-95 TAAC (No. 7) Orlando, Fla. (UCF Arena)

March 2	Samford (No. 2)	W, 71-57	T. Williams 22	Brandon 10	T. Williams 5
March 3	Mercer (No. 3)	L, 71-81	Brandon 17	Evans 9	Hamilton 4

1993-94 TAAC (No. 3 seed) Orlando, Fla (UCF Arena)

March 3	Samford (No. 6)	L, 57-78	Stribling 21	Stribling 9	Three w/2
---------	-----------------	----------	--------------	-------------	-----------

1992-93

No Tournament Held

1991-92 TAAC (No. 2 seed) Atlanta, Ga./Statesboro, Ga.

March 6	Centenary (No. 7)	W, 84-69	Luckydo 18	Coley 7	Smiley 7
March 7	Mercer (No. 6)	W, 75-68	Smiley 11	Gauff 6	Gauff 5
March 8	Ga. Southern (1)	L, 82-95	Z. Smith 18	Gauff/Coley 7	Brooks 3

1990-91 TAAC (No. 5 seed) DeLand, Fla. (Edmunds Center)

March 5	Stetson (No. 4)	W, 70-64	Luckydo 26	Collier 7	Wilder 5
March 6	UTSA (No. 1)	W, 94-84	Collier 25	Collier 13	Wilder 4
March 7	UALR (No. 6)	W, 80-60	Luckydo 21	Collier 9	Gauff 4

1989-90 TAAC (No. 8 seed) Little Rock, Ark. (UALR, Barton Arena)

March 6	Centenary (No.1)	L, 91-102	O'Brien 29	Collier 9	Gauff 6
---------	------------------	-----------	------------	-----------	---------

1988-89 TAAC (No. 6 seed) Little Rock, Ark. (UALR, Barton Arena)

March 7	Stetson (No. 6)	L, 63-106	Copeland 18	Tucker 8	Hunt 3
---------	-----------------	-----------	-------------	----------	--------

1987-88 TAAC (No. 8 seed) Daytona Beach, Fla. (Ocean Center)

March 10	Ga. Southern (No. 1)	L, 55-71	W. Brown 15	Davis 11	Hunt 5
----------	----------------------	----------	-------------	----------	--------

1986-87 TAAC (No. 7) Little Rock, Ark. (UALR, Barton Arena)

March 5	HBU (No. 2)	L, 64-78	Howard 19	Jackson 12	Jackson 3
---------	-------------	----------	-----------	------------	-----------

1985-86 TAAC (No. 8) Little Rock, Ark. (UALR Fieldhouse)

March 1	UALR (No. 1)	L, 82-115	Andrews 26	Wright 9	Firnbach 3
---------	--------------	-----------	------------	----------	------------

1984-85 TAAC (No. 8) Statesboro, Ga. (Georgia Southern)

March 2	Ga. Southern (No. 1)	L, 61-109	Jackson 14	Jackson 6	Morris 3
---------	----------------------	-----------	------------	-----------	----------

1980-81 Sun Belt (No. 7) Charlotte, N.C. (Charlotte Coliseum)

South Alabama (No. 2)	L, 41-79
-----------------------	----------

1979-80 Sun Belt (No. 6) Charlotte, N.C. (Charlotte Coliseum)

Jacksonville (No. 3)	L, 59-70
----------------------	----------

1978-79 Sun Belt (No. 6) Charlotte, N.C. (Charlotte Coliseum)

Charlotte (No. 3)	L, 57-71
-------------------	----------

1978-79 Sun Belt (No. 6) Charlotte, N.C. (Charlotte Coliseum)

Jacksonville (No. 3)	L, 77-82
----------------------	----------

1976-77 Sun Belt (No. 6) Charlotte, N.C. (Charlotte Coliseum)

South Alabama (No. 3)	W, 82-81 (OT)	First Round at Campus Site
New Orleans (No. 2)	L, 66-86	
Jacksonville (No. 4)	L, 72-102	Third-Place Game

BY THE NUMBERS

Number of Conference Tournaments: 35

Conference Tournament Record: 26-32

Sun Belt Tournament Record: 5-8

Tournament Record by Conference:

Sun Belt: 5-9 (1977-81, 2014-17, 7 tournaments)

TAAC/A-Sun: 16-17 (1985-05, 19 tournaments)

CAA: 5-7 (2006-12, 7 tournaments)

Tournament Championships: 3

1990-91 TAAC (No. 5 seed)

2000-01 TAAC (No. 1 seed)

2014-15 Sun Belt (No. 1 seed)

Championship Games: 6

2015, 2014, 2002, 2001, 1992, 1991

Records vs. Sun Belt Schools (All-Time):

Arkansas State.....	1-0
Charlotte	0-1
Georgia Southern	1-0
Jacksonville.....	0-3
Louisiana.....	2-1
New Orleans.....	0-1
South Alabama	1-1
Texas State	0-1
Troy.....	0-1

Record by Seed:

No. 1 (4)	8-2 2001, 2002, 2014, 2015
No. 2 (2)	4-3 1992, 2000, 2017
No. 3 (4)	2-4 1994, 1997, 1998, 1999
No. 4 (1)	1-1 2004
No. 5 (2)	3-1 1991, 2005
No. 6 (6) *	2-8 1977-80, 1989, 2012, 2016
No. 7 (4)	2-4 1981, 1987, 1995, 2003
No. 8 (5)	1-5 1985, 1986, 1988, 1990, 2009
No. 9 (2)	2-2 2007, 2011
No. 10 (2)	1-2 2006, 2010
No. 12 (1)	0-1 2008

* includes third-place game in 1977

Wins Over Higher Seed: 6

1991 (First)	No. 5 GSU def. No. 4 Stetson, 70-64
1991 (Semis)	No. 5 GSU def. No. 1 UTSA, 94-84
1995 (First)	No. 7 GSU def. No. 2 Samford, 71-57
2003 (First)	No. 7 GSU def. No. 2 Belmont, 76-58
2006 (First)	No. 10 GSU def. No. 7 Towson, 72-64
2007 (First)	No. 9 GSU def. No. 8 William & Mary, 70-68

Losses to Lower Seed: 6

2017 (Semis)	No. 6 Troy d. No. 2 GSU, 74-63
2016 (1st Rd.)	No. 7 Texas St. d. No. 6 GSU, 63-61
2014 (Finals)	No. 3 ULL def. No. 1 GSU, 82-81 ot
2002 (Finals)	No. 3 FAU def. No. 1 GSU, 76-75
2000 (Semis)	No. 3 Samford def. No. 2 GSU, 83-80
1994 (First)	No. 6 Samford def. No. 3 GSU, 78-57

Wins Over Host Team in Host City: 3

2002 (Semis)	No. 1 GSU def. No. 5 UCF, 82-64
1999 (First)	No. 3 GSU def. No. 6 JU, 78-58
1991 (First)	No. 5 GSU def. No. 4 Stetson, 70-64

NOTE: TAAC renamed Atlantic Sun Conference for the 2001-02 season.



Most Points Scored

96	vs. Florida Atlantic, 2001
94	vs. UTSA, 1991
91	vs. Centenary, 1990
86	vs. Louisiana, 2017
85	vs. Hofstra, 2012
84	vs. Centenary, 1992

Fewest Points Scored

38	vs. Ga. Southern, 2015 (38-36)
41	vs. S. Alabama, 1981 (41-79)
45	vs. George Mason, 2011 (45-68)
52	vs. VCU, 2009 (52-61)
54	vs. Delaware, 2009 (54-41)

Fewest Points Allowed

36	vs. Ga. Southern, 2015 (38-36)
41	vs. Delaware, 2009 (54-41)
45	vs. Arkansas St., 2014 (72-45)
47	vs. Stetson, 2004 (55-47)
50	vs. Hofstra, 2012 (85-50)

Margin of Victory

39	vs. Fla. Atlantic, 2001 (96-57)
35	vs. Hofstra, 2012 (85-50)
27	vs. Arkansas St., 2014 (72-45)
24	vs. Troy, 2001 (79-55)
23	vs. Fla. Atlantic, 2000 (77-54)
21	vs. Stetson, 1998 (80-59)

Margin of Defeat

43	vs. Stetson, 1989 (106-63)
38	vs. S. Alabama, 1981 (79-41)
33	vs. UALR, 1986 (115-82)
30	vs. Jacksonville, 1977 (102-72)
23	vs. George Mason, 2011 (45-68)

Field Goals Attempted

74	vs. UALR, 1986
73	vs. Stetson, 1989
72	vs. Mercer, 1995
71	vs. Troy, 2001
71	vs. Samford, 1994

Field Goals Made

35	vs. Florida Atlantic, 2001
34	vs. Centenary, 1990
33	vs. UTSA, 1991
31	Four Times

Field-Goal Percentage

.622	vs. Belmont, 2003 (28-45)
.622	vs. Samford, 2000 (28-45)
.600	vs. UTSA, 1991 (33-55)
.596	vs. Hofstra, 2012 (31-52)
.534	vs. Stetson, 1998 (31-58)
.530	vs. Fla. Atlantic, 2001 (35-66)
.520	vs. Wm. & Mary, 2007 (26-50)



CELEBRATE: The Panthers rush the court to celebrate Leonard Mendez's buzzer-beating 3-pointer that gave Georgia State a 70-68 win over William & Mary in the 2007 CAA Tournament.

3-Point FG Attempted

40	vs. Troy, 2001 (16-40)
30	vs. Troy, 2003 (8-30)
28	vs. UCF, 1999 (6-28)
22	vs. Troy, 2017 (6-22)
21	vs. UCF, 2002 (9-21)
21	vs. Fla. Atlantic, 2000 (7-21)

3-Point FG Made

16	vs. Troy, 2001 (16-40)
11	vs. Wm. & Mary, 2007 (11-19)
10	vs. FAU, 2001 (10-20)
9	vs. UCF, 2002 (9-21)
8	vs. Troy State, 2003 (8-30)

3-Point Percentage

.579	vs. Wm. & Mary, 2007 (11-19)
.545	vs. Belmont, 2003 (6-11)
.500	vs. FAU, 2001 (10-20)
.500	vs. Belmont, 2002 (6-12)
.500	vs. Samford, 2001 (5-10)

Free Throws Attempted

42	vs. Mercer, 1992 (27-42)
37	vs. Louisiana, 2017 (27-37)
33	vs. UALR, 1991 (20-33)
32	vs. UL Lafayette, 2015 (26-32)
31	vs. Samford, 1995 (21-31)

Free Throws Made

27	vs. Louisiana, 2017 (27-37)
27	vs. Mercer, 1992 (27-42)
26	vs. UL Lafayette, 2015 (26-32)
25	vs. UTSA, 1991 (25-36)
22	vs. UCF, 1999 (22-30)
22	vs. UALR, 1986 (22-30)

Free Throw Percentage

1.000	vs. Fla. Atlantic, 2000 (10-10)
.952	vs. UL Lafayette, 2014 (20-21)
.909	vs. Stetson, 2004 (10-11)
.867	vs. Belmont, 2005 (13-15)
.842	vs. Hofstra, 2010 (16-19)

Rebounds

47	vs. Troy, 2004
47	vs. UCF, 2002
45	vs. Houston Baptist, 1987
45	vs. UTSA, 1991
45	vs. Samford, 1994
45	vs. Delaware, 2009

Offensive Rebounds

23	vs. Samford, 1994
20	vs. Stetson, 1989
20	vs. UCF, 1999
20	vs. Troy, 2001

Defensive Rebounds

33	vs. Louisiana, 2017
33	vs. Delaware, 2009
33	vs. UTSA, 1991
33	vs. Troy, 2004
32	vs. Houston Baptist, 1987

Steals

17	vs. UL Lafayette, 2015
14	vs. Florida Atlantic, 2001
14	vs. Jacksonville, 1999
13	vs. Samford, 1994
13	vs. Samford, 2001

Most Turnovers

27	vs. Troy, 2004
24	vs. Georgia Southern, 1992
23	vs. Florida International, 1997
21	vs. George Mason, 2011

Assists

20	vs. Centenary, 1990
19	vs. Florida Atlantic, 2001
18	vs. UNC Wilmington, 2011
18	vs. Troy, 2001
17	vs. Arkansas State, 2014
17	vs. UCF, 2002
17	vs. Florida Atlantic, 2000

Blocked Shots

11	vs. Belmont, 2003
8	vs. UNC Wilmington, 2011
7	vs. UL Lafayette, 2014
6	vs. Arkansas State, 2014
6	vs. Towson, 2006
6	vs. George Mason, 2006
6	vs. Troy, 2001

Most Fouls

30	vs. George Mason, 2006
30	vs. Centenary, 1990
30	vs. Samford, 1994
30	vs. UALR, 1986
28	vs. Mercer, 1995

Fewest Fouls

12	vs. Troy, 2001
13	vs. Texas State, 2016
13	vs. Stetson, 1991
14	vs. UALR, 1991
14	vs. Florida Atlantic, 2000
14	vs. UCF, 2002



Points

- 37 Ryan Harrow vs. UL Lafayette, 2014
- 32 R.J. Hunter vs. UL Lafayette, 2015
- 30 Thomas Terrell vs. UCF, 2002
- 29 Matt O'Brien vs. Centenary, 1990
- 28 Thomas Terrell vs. Belmont, 2002

Minutes

- 45 Manny Atkins/Ryan Harrow vs. UL Lafayette, 2014
- 44 Devonta White vs. UL Lafayette, 2014
- 44 Herman Favors vs. George Mason, 2006
- 41 R.J. Hunter vs. UL Lafayette, 2014
- 40 14 Times
- Last: Leonard Mendez, William & Mary, 2007; Ron Larris vs. VCU, 2007

Field Goals Attempted

- 22 R.J. Hunter vs. UL Lafayette, 2015
- 22 Ryan Harrow vs. UL Lafayette, 2014
- 22 Matt O'Brien vs. Centenary, 1990
- 21 James Andrews vs. UALR, 1986
- 18 Thomas Terrell vs. UCF, 2002
- 18 Thomas Terrell vs. Belmont, 2001
- 18 Anton Reese vs. Florida Atlantic, 2000
- 18 Anton Reese vs. UCF, 2000
- 18 Chris Collier vs. UALR, 1991
- 18 Chris Collier vs. Stetson, 1989

Field Goals Made

- 13 Ryan Harrow vs. UL Lafayette, 2014
- 11 R.J. Hunter vs. UL Lafayette, 2015
- 11 Thomas Terrell vs. UCF, 2002
- 11 Chris Collier vs. Centenary, 1990
- 11 Matt O'Brien vs. Centenary, 1990
- 10 James Andrews vs. UALR, 1986
- 10 Thomas Terrell vs. Belmont, 2001
- 10 Anton Reese vs. Samford, 2000

Field Goal Percentage

Minimum 10 attempts

- .800 Phillip Luckydo vs. UTSA, 1991 (8-10)
- .800 Quincy Gause vs. UCF, 1999 (8-10)
- .769 Anton Reese vs. Samford, 2000 (10-13)
- .727 Leroy Davis vs. Belmont, 2003 (8-11)
- .692 Chris Collier vs. Stetson, 1991 (9-13)
- .688 Chris Collier vs. Centenary, 1990 (11-16)

3-Point FG Attempted

- 14 Anton Reese vs. UCF, 1999 (4-14)
- 13 Leroy Davis vs. Troy, 2003 (5-13)
- 11 Leonard Mendez vs. VCU, 2007 (6-11)
- 10 Thomas Terrell vs. Troy, 2001 (5-10)
- 10 Kevin Morris vs. UCF, 1999 (2-10)

3-Point FG Made

- 6 Leonard Mendez vs. VCU, 2007 (6-11)
- 5 Herman Favors vs. Towson, 2006 (5-8)
- 5 Thomas Terrell vs. Troy, 2001 (5-10)
- 5 Leroy Davis vs. Troy, 2003 (5-13)

3-Point Percentage

Minimum 6 attempts

- .667 Jeff Thomas vs. Texas State, 2016 (4-6)
- .625 Herman Favors vs. Towson, 2006 (5-8)
- .574 Thomas Terrell vs. UCF, 2002 (4-7)
- .574 Shellord Pinkett vs. Stetson, 1998 (4-7)
- .545 Leonard Mendez vs. VCU, 2007 (6-11)

Free Throws Attempted

- 16 Phillip Luckydo vs. Stetson, 1991 (14-16)
- 12 Ryan Harrow vs. UL Lafayette, 2014 (11-12)
- 12 Ousman Krubally vs. Hofstra, 2010 (11-12)
- 12 Rodney Hamilton vs. FIU, 1997 (10-12)
- 11 Chris Collier vs. UTSA, 1991 (9-11)
- 11 Nate Williams vs. Troy, 2004 (9-11)

Free Throws Made

- 14 Phillip Luckydo vs. Stetson, 1991 (14-16)
- 11 Ryan Harrow vs. UL Lafayette, 2014 (11-12)
- 11 Ousman Krubally vs. Hofstra, 2010 (11-12)
- 10 Rodney Hamilton vs. FIU, 1997 (10-12)
- 9 Chris Collier vs. UTSA, 1991 (9-11)
- 9 Nate Williams vs. Troy, 2004 (9-11)

Free Throw Percentage

- 1.000 Shernard Long vs. FAU, 2000 (7-7)
- 1.000 R.J. Hunter vs. UL Lafayette (6-6)
- 1.000 Mark Thompson vs. Centenary, 1990 (6-6)
- 1.000 Rodney Hamilton vs. FIU, 1998 (6-6)
- .917 Ryan Harrow vs. UL Lafayette, 2014 (11-12)
- .917 Ousman Krubally vs. Hofstra, 2010 (11-12)
- .875 R.J. Hunter vs. UL Lafayette, 2015 (7-8)
- .875 Eric Buckner vs. Hofstra, 2012 (7-8)
- .875 Lamont McIntosh vs. FAU, 2002 (7-8)
- .875 Shernard Long vs. Samford, 2000 (7-8)
- .875 Joe Dukes vs. Delaware, 2009 (7-8)



Rebounds

- 14 Jeremy Hollowell vs. Louisiana, 2017
- 14 Thomas Terrell vs. UCF, 2002
- 14 Shernard Long vs. Troy, 2001
- 13 Chris Collier vs. UTSA, 1991
- 13 Rashad Chase vs. Delaware, 2009
- 12 Joe Dukes vs. Delaware, 2009
- 12 Nate Williams vs. Troy, 2004
- 12 Leroy Davis vs. Troy, 2003
- 12 Mike Nalls vs. Centenary, 1990
- 12 Elfreem Jackson vs. Houston Baptist, 1987
- 12 Willie Brown vs. Georgia Southern, 1988

Offensive Rebounds

- 7 Quincy Gause vs. UCF, 1999
- 5 Eight Times; Last by Curtis Washington, vs. UL Lafayette, 2015

Defensive Rebounds

- 12 Jeremy Hollowell vs. Louisiana, 2017
- 11 Shernard Long vs. Troy, 2001
- 11 Chris Collier vs. UTSA, 1991
- 11 Zavian Smith vs. UTSA, 1991
- 11 Rashad Chase vs. Delaware, 2009
- 10 Leroy Davis vs. Troy, 2003
- 10 Joe Dukes vs. Delaware, 2009

Steals

- 8 R.J. Hunter vs. UL Lafayette, 2015
- 5 Kevin Morris vs. Jacksonville, 1999
- 4 R.J. Hunter vs. UL Lafayette, 2014
- 4 Leonard Mendez vs. Wm. & Mary, 2007
- 4 Kevin Morris vs. UCF, 1999
- 4 Kevin Morris vs. Samford, 2001
- 4 Don Smiley vs. Centenary, 1992
- 4 Rodney Hamilton vs. FIU, 1997

Assists

- 8 Herman Favors vs. Troy, 2003
- 7 Josh Micheaux vs. Hofstra, 2012
- 7 Marques Johnson vs. UNC Wilmington, 2011
- 7 Herman Favors vs. Towson, 2006
- 7 Don Smiley vs. Centenary, 1992
- 7 Kevin Morris vs. Troy, 2001
- 7 Rodney Hamilton vs. FIU, 1999

Blocked Shots

- 6 Trello Galloway vs. Belmont, 2003
- 4 Curtis Washington vs. UL Lafayette, 2014
- 4 Nate Williams vs. Belmont, 2003
- 4 Deven Dickerson vs. George Mason, 2006
- 4 Deven Dickerson vs. Towson, 2006

RYAN HARROW rewrote the conference tournament record book with a 37-point performance against UL Lafayette in the 2014 championship game.



Year	Coach	Overall			Conference			Conf.
		W	L	Pct.	W	L	Pct.	
1963-64	Herbert "Stoney" Burgess	1	21	.045				
1964-65	Richard Wehr	2	19	.095				
1965-66	Richard Wehr	2	18	.100				
1966-67	Richard Wehr	4	20	.167				
1967-68	Clyde H. "Jack" Waters.....	2	20	.091				
1968-69	Clyde H. "Jack" Waters.....	6	14	.300				
1969-70	Clyde H. "Jack" Waters.....	8	14	.364				
1970-71	Frank Davis	5	16	.238				
1971-72	Roger McDowell.....	5	19	.208				
1972-73	Clyde H. "Jack" Waters.....	5	20	.200				
1973-74	Clyde H. "Jack" Waters.....	1	25	.038				
1974-75	Clyde H. "Jack" Waters.....	8	18	.308				
1975-76	Clyde H. "Jack" Waters.....	12	11	.522				
1976-77	Clyde H. "Jack" Waters.....	10	18	.357	2	4	.333	Sun Belt/T4th
1977-78	Roger Couch	5	21	.192	2	8	.200	Sun Belt/T5th
1978-79	Roger Couch	7	20	.259	0	10	.000	Sun Belt/6th
1979-80	Roger Couch	6	21	.222	4	10	.400	Sun Belt/6th
1980-81	Roger Couch	4	23	.148	1	11	.083	Sun Belt
1981-82	Jim Jarrett	4	23	.148				
1982-83	Jim Jarrett	9	19	.321				
1983-84	Tom Pugliese.....	6	22	.214				
1984-85	Tom Pugliese (1-2)..... Mark Slonaker, Interim (1-24)	2	26	.071	0	14	.000	TAAC/8th
1985-86	Bob Reinhart.....	10	18	.357	4	10	.286	TAAC/8th
1986-87	Bob Reinhart.....	11	17	.393	7	11	.389	TAAC/T6th
1987-88	Bob Reinhart.....	9	19	.321	6	12	.333	TAAC/8th
1988-89	Bob Reinhart.....	14	14	.500	9	9	.500	TAAC/T4th
1989-90	Bob Reinhart.....	5	23	.179	3	13	.188	TAAC/8th
1990-91	Bob Reinhart.....	16	15	.516	7	7	.500	TAAC/5th TAAC Champs, NCAA
1991-92	Bob Reinhart.....	16	14	.533	8	6	.571	TAAC/2nd
1992-93	Bob Reinhart.....	13	14	.481	5	7	.417	TAAC/5th
1993-94	Bob Reinhart.....	13	14	.481	9	7	.563	TAAC/T3rd
1994-95	Carter Wilson	11	17	.393	6	10	.375	TAAC/8th
1995-96	Carter Wilson	10	16	.384	6	10	.375	TAAC/8th
1996-97	Carter Wilson	10	17	.370	6	10	.375	TAAC/4thW
1997-98	Charles "Lefty" Driesell.....	16	12	.571	11	5	.688	TAAC/1stW
1998-99	Charles "Lefty" Driesell.....	17	13	.566	11	5	.688	TAAC/3rd
1999-00	Charles "Lefty" Driesell.....	17	12	.586	13	5	.722	TAAC/T1st
2000-01	Charles "Lefty" Driesell.....	29	5	.853	16	2	.889	TAAC/1st TAAC Champs, NCAA Final 32
2001-02	Charles "Lefty" Driesell.....	20	11	.645	14	6	.700	A-Sun/T1st NIT
2002-03	Charles "Lefty" Driesell# (4-6) *..... Michael Perry (10-9)	14	15	.483	8	8	.500	A-Sun/4thN
2003-04	Michael Perry.....	20	9	.690	14	6	.700	A-Sun/4th
2004-05	Michael Perry.....	14	15	.483	11	9	.550	A-Sun/6th
2005-06	Michael Perry.....	7	22	.241	3	15	.167	CAA/10th
2006-07	Michael Perry.....	11	20	.355	5	13	.278	CAA/9th
2007-08	Rod Barnes.....	9	21	.300	5	13	.278	CAA/T-10th
2008-09	Rod Barnes.....	12	20	.375	8	10	.444	CAA/T-8th
2009-10	Rod Barnes.....	12	20	.375	5	13	.278	CAA/T-9th
2010-11	Rod Barnes& (11-18)..... Paul Graham (1-1) &	12	19	.387	6	12	.333	CAA/T-9th
2011-12	Ron Hunter	22	12	.647	11	7	.611	CAA/6th CIT Sweet 16
2012-13	Ron Hunter	15	16	.484	10	8	.555	CAA/5th
2013-14	Ron Hunter	25	9	.735	17	1	.944	Sun Belt/1st NIT
2014-15	Ron Hunter	25	10	.714	15	5	.750	Sun Belt/1st Sun Belt Champs, NCAA 3rd Rd.
2015-16	Ron Hunter	16	14	.533	9	11	.450	Sun Belt/6th
2016-17	Ron Hunter	20	13	.606	12	6	.667	Sun Belt/2nd CIT First Round

Driesell retired Jan. 3, 2003

& Graham coached conference tournament



THE EARLY YEARS:
Georgia State first played basketball as a member of the NCAA in 1963-64, coached by Stoney Burgess. The 1964-65 squad of coach Dick Wehr is pictured at left.

1963-64 (1-21)

Coach: Herbert "Stoney" Burgess

Jacksonville State	L	49-89
Florida Presbyterian	L	60-81
Rollins	L	57-94
Florida Southern	L	64-81
Valdosta State	L	44-59
Birmingham-Southern	L	66-76
Rollins	L	59-63
Birmingham-Southern	L	73-90
West Georgia	L	54-73
Presbyterian	L	54-57
LaGrange	L	56-84
Florida Presbyterian	L	49-81
College of Charleston	W	80-60
West Georgia	L	51-78
Erskine	L	52-93
Presbyterian	L	66-102
Mercer	L	67-100
Jacksonville State	L	62-116
LaGrange	L	49-68
Erskine	L	51-59
Valdosta State	L	60-87
University of the South	L	50-61

1964-65 (2-19)

Coach: Dick Wehr

12/1	Wilmington College	hL	71-98
12/12	at Valdosta State	aL	61-81
12/14	at Florida Southern	aL	65-96
12/15	at Rollins	aL	72-92
12/17	at Florida Presbyterian	aL	72-87
1/2	LaGrange	hL	50-100
1/5	at Erskine	aL	63-91
1/8	Presbyterian	hL	61-81
1/13	West Georgia	hW	68-62
1/15	at Presbyterian	aL	71-108
1/18	at LaGrange	aL	62-78
1/21	Mercer	hL	66-78
1/23	Birmingham-Southern	hW	88-78
1/29	Rollins	hL	62-75
1/30	Erskine	hL	61-85
2/4	Tampa	hL	65-75

2/6	at Mercer	aL	73-87
2/10	at Birmingham-Southern	aL	76-97
2/13	at West Georgia	aL	67-82
2/16	Valdosta State	hL	76-107
2/19	at Wilmington College	aL	67-104

Home games played at O'Keefe High Gymnasium

1965-66 (2-18)

Coach: Dick Wehr

12/3	West Georgia	hW	79-73
12/4	Oglethorpe	hL	48-97
12/11	at Valdosta State	aL	55-100
12/13	at Florida Southern	aL	52-90
12/14	at Rollins	aL	82-100
12/16	at Tampa	aL	68-107
1/3	Erskine	hL	50-89
1/5	at LaGrange	aL	55-82
1/8	at Birmingham-Southern	aL	67-80
1/12	Florida Southern	hL	49-62
1/18	at Erskine	aL	40-67

1/25	at Mercer	aL	53-84
1/27	Birmingham-Southern	hL	76-86
1/29	at West Georgia	aL	75-78
1/31	Valdosta State	hL	55-72
2/3	Rollins	hW	56-54
2/10	LaGrange	hL	51-68
2/16	Tampa	hL	71-79
2/19	Mercer	hL	65-110
2/26	at Oglethorpe	aL	45-66

Home games played at O'Keefe High Gymnasium

1966-67 (4-20)

Coach: Dick Wehr

Armstrong State	W	86-76
West Georgia	W	73-65
Armstrong State	L	104-105
Valdosta State	L	56-85
Florida Southern	L	64-72
Rollins	L	68-91
Augusta College (1)	L	65-67
Rollins (1)	L	49-95
LaGrange	L	55-65
Florida Southern	L	72-81
Erskine	L	77-86
West Georgia	W	90-88
Mercer	L	70-97
Rollins	W	88-78
Birmingham-Southern	L	85-93
Oglethorpe	L	56-82
LaGrange	L	81-91
Valdosta State	L	51-70
Oglethorpe	L	53-70
Birmingham-Southern	L	68-78
Mercer	L	86-100
University of the South	L	55-63
UT-Chattanooga	L	54-58
Erskine	L	55-96

1-Augusta College Invitational, Augusta, Ga.

GEORGIA STATE HEAD COACHES

Coach	Tenure	Yrs	Record	Pct
Herbert "Stoney" Burgess	1963-64	1	1-21	.045
Richard Wehr	1964-65 – 1966-67	3	8-57	.123
Clyde H. "Jack" Waters..	1967-68 – 69-70, 1972-73 – 76-77	8	52-140	.271
Frank Davis	1970-71	1	5-16	.238
Roger McDowell	1971-72	1	5-19	.208
Roger Couch	1977-78 – 1980-81	4	22-85	.206
Jim Jarrett	1981-82 – 1982-83	2	13-42	.228
Tom Pugliese	1983-84 – 1984-85	1+	7-24	.226
Mark Slonaker (interim)	1984-85	1	1-24	.040
Bob Reinhart	1985-86 – 1993-94	9	107-148	.420
Carter Wilson	1994-95 – 1996-97	3	31-50	.383
Charles "Lefty" Driesell	1997-98 – 2002-03	6	103-59	.636
Michael Perry	2002-03 – 2006-07	4+	62-75	.453
Rod Barnes	2007-08 – 2010-11	4	45-80	.360
Paul Graham (interim)	2010-11	1	1-1	.500
Ron Hunter	2011-12 - present	6	123-74	.624



1967-68 (2-20)

Coach: Jack Waters

West Georgia.....	L	50-69
Armstrong State.....	W	78-70
University of the South	L	67-68
Valdosta State.....	L	64-92
Rollins	L	63-80
Florida Southern	L	67-86
University of the South	L	66-75
Florida Southern	L	74-87
Augusta College.....	L	72-84
Birmingham-Southern	L	73-91
UT-Chattanooga.....	L	53-84
Oglethorpe	L	64-83
Valdosta State.....	L	59-93
Mercer.....	L	57-82
West Georgia.....	L	71-72
Rollins	W	91-67
Birmingham-Southern	L	72-87
Mercer.....	L	79-105
Armstrong State.....	L	69-73
UT-Chattanooga.....	L	68-75
Oglethorpe	L	47-86
Augusta College.....	L	65-92

1968-69 (6-14)

Coach: Jack Waters

11/30 Mercer	hW	73-63
12/7 West Georgia.....	hW	60-51
12/13 at Rollins	aL	68-76
12/14 at Florida Southern	aL	56-76
12/16 at Florida Tech	aW	92-80
12/21 at West Florida.....	aL	53-80
1/4 Florida Southern.....	hW	69-62



JACK WATERS coached the Panthers a total of eight seasons in two stints.

1/9 at Mercer.....	aL	71-76
1/13 West Florida	hL	72-101
1/18 at Southwestern-Memphis	aL	57-69
1/21 Birmingham-Southern.....	hW	81-64
1/25 at West Georgia.....	aL	57-75
1/31 Southwestern-Memphis.....	hL	80-83
2/1 Oglethorpe.....	hL	58-78
2/5 Rollins	hL	66-90
2/10 at UT-Chattanooga.....	aL	67-98
2/15 Florida Tech.....	hW	109-92
1/22 at Birmingham-Southern	aL	79-85
2/25 UT-Chattanooga	hL	71-85
3/1 at Oglethorpe	aL	61-86

Home games at O'Keefe High Gymnasium

1969-70 (8-14)

Coach: Jack Waters

12/1 Oglethorpe.....	hL	48-61
12/5 at West Georgia.....	aW	61-59
12/8 College Charleston	hW	102-78
12/13 at Florida Southern	aW	70-52
1/2 UNC Charlotte.....	hW	55-51
1/3 Mercer	hW	74-70
1/7 Birmingham-Southern.....	hW	80-64
1/10 at Loyola-New Orleans	aL	68-84
1/23 West Georgia.....	hW	94-78
1/24 at LSU-New Orleans	aL	83-96
1/26 at Southwestern-Memphis	aL	73-89
1/31 at Baptist (Charleston So.).....	aL	66-85
2/2 at College of Charleston	aW	91-83
2/3 at Furman	aL	63-79
2/7 Southwestern-Memphis.....	hL	63-80
2/10 at Birmingham-Southern	aL	72-79
2/14 LSU-New Orleans.....	hL	80-82
2/17 at Georgia Tech	aL	62-101
2/21 Baptist (Charleston Southern) .	hL	78-91
2/23 at Oglethorpe	aL	60-102
2/28 at UT-Chattanooga.....	aL	70-81
3/3 at Mercer.....	aL	76-105

Home games at O'Keefe High Gymnasium

1970-71 (5-16)

Coach: Frank Davis

Birmingham-Southern	hL	58-64
University of the South	hW	56-49
UT-Chattanooga.....	hL	71-84
at LSU-New Orleans.....	aL	90-105
at Stetson	aL	79-113
at Florida Southern	aL	76-97
Wisconsin State (1)	hL	76-82
Loch Haven (1).....	hW	88-80
Oglethorpe	hL	64-77
at UT-Chattanooga	aL	76-84
Florida Southern	hL	75-81
at Oglethorpe	aL	52-59
at Southwestern-Memphis	aL	87-92
Middle Tennessee	hL	61-72
at Birmingham-Southern	aW	68-67
at University of the South	aW	81-80
at UNC Charlotte.....	aL	65-90

Mercer.....	hL	64-70
Southwestern-Memphis	hW	89-81
LSU-New Orleans	hL	88-119
at Mercer	aL	74-100

1-at Augusta College Invitational, Augusta, Ga.

1971-72 (5-19)

Coach: Roger McDowell

Oglethorpe	L	81-104
Birmingham-Southern	L	87-99
Delta State	L	78-81
Florida Southern	L	80-111
Spring Hill	L	97-105
Loyola-New Orleans	L	70-78
LSU-New Orleans	L	82-123
SUNY-Buffalo	L	69-98
Oglethorpe	L	73-85
UT-Chattanooga.....	L	104-108
Baptist (Charleston Southern).....	W	71-58
Birmingham-Southern	W	92-76
UNC Charlotte	W	71-62
Florida Tech	W	99-78
LSU-New Orleans	(OT) W	105-103
West Georgia.....	L	83-104
Delta State.....	L	86-88
Florida Southern	L	88-89
UNC Charlotte	L	59-85
Middle Tennessee.....	L	53-98
UT-Chattanooga.....	L	85-103
Georgia Southern	L	55-103
West Georgia.....	L	95-117
Georgia Southern	L	77-107

1972-73 (5-20)

Coach: Jack Waters

Birmingham-Southern	L	56-70
North Texas	L	58-84
Arkansas	L	39-70
Florida Southern	L	57-73
SUNY-Buffalo	L	63-85
Nebraska	L	54-63
Spring Hill.....	W	70-63
Birmingham-Southern	L	44-56
Corpus Christi	L	67-74
Middle Tennessee State	W	67-62
UNC Charlotte	L	59-70
The Citadel	L	59-73
Baptist (Charleston Southern).....	L	59-71
Florida Southern	W	57-54
UT-Chattanooga.....	L	67-75
Spring Hill.....	L	47-57
Tulane.....	L	63-94
LSU-New Orleans	L	68-92
LSU-New Orleans	(OT) L	72-75
UT-Chattanooga.....	L	67-75
UNC Charlotte	L	55-77
Georgia Southern	L	62-79
Georgia Southern	(OT) W	97-96
Oklahoma City *	L	72-97
Georgia Tech *	W	77-73

** First games in the Georgia State Sports Arena.*



FIRST WINNING SEASON: Coached by Jack Waters, the 1975-76 squad posted a 12-11 record for the first winning season in Georgia State history. After opening with a seven-game winning streak, the team also earned wins over Georgia Tech, Southern Mississippi, and South Alabama. Bob Pierson led the team in scoring (19.2 ppg) and rebounding (11.5 rpg).

1975-76 (12-11)

Coach: Jack Waters

Clark-Atlanta	W	84-64
Georgia Southern	W	83-72
Florida Tech	W	73-71
VCU	W	57-56
Morehouse	W	84-74
Miles (1)	W	104-72
Clark-Atlanta (1)	W	87-59
Fairleigh Dickinson	L	64-72
Northeast Louisiana	L	58-71
Southern Miss	W	84-75
Mercer	L	73-81
Georgia Tech	W	69-62
South Florida	L	76-84
UNC Charlotte	L	67-80
Florida State	L	58-66
Mercer	W	94-84
UNC Charlotte	L	64-99
South Florida	L	59-83
Georgia Southern	W	107-88
South Alabama	L	77-78
Florida State	L	70-92
South Alabama	W	78-71
Tulane	L	63-95

1-Atlanta Invitational (at Clark-Atlanta)

1976-77 (10-18, 2-4 Sun Belt)

Coach: Jack Waters

Clark-Atlanta	(OT) hW	68-66
at James Madison (1)	aL	67-68
Rider (1)	(2OT) nW	104-99
St. Francis (2)	nL	56-74
Long Island (2)	nW	93-81
at South Florida	aL	57-71
at Florida Tech	aL	74-91
Albany State (3)	nW	90-75
Clark-Atlanta (3)	aL	59-83
Jacksonville	hW	85-63
Old Dominion	hL	56-70
at Georgia Tech	aL	54-74
at Mercer	aL	70-73
Georgia Southern	hL	65-83
at Northwestern State	aL	84-122
at VCU	aL	56-72
Florida Tech	hL	68-74
Mercer	hW	61-57
Northwestern State	hL	60-62
at Northeast Louisiana	aL	66-108
at Louisiana Tech	aL	69-81
South Florida	hW	79-75
Samford	hW	85-80
at Georgia Southern	aL	75-81
at Samford	(OT) aW	95-94
at South Alabama (SB)	(OT) aW	82-81
New Orleans (SB)	nL	66-86
Jacksonville (SB)	nL	72-102

1-James Madison Invitational, Harrisonburg, Va.

2-Hatter Classic, Deland, Fla.

3-Atlanta Invitational (at Clark-Atlanta)

Sun Belt Tournament: Charlotte (N.C.) Coliseum, but first-round games at campus sites

1973-74 (1-25)

Coach: Jack Waters

Birmingham-Southern	(2OT) hW	79-71
at Southern Miss	aL	76-93
at New Orleans	aL	66-94
at Tulane	aL	63-81
at Nebraska	(OT) aL	75-78
Morehead State	hL	80-93
East Tennessee State	hL	56-68
The Citadel	hL	55-58
at Youngstown State (1)	aL	79-87
Tennessee Tech (1)	nL	59-64
at Birmingham-Southern	aL	58-83
Florida Southern	hL	79-82
at Mercer	aL	66-93
at Florida Southern	aL	72-105
at UT-Chattanooga	aL	92-112
UT-Chattanooga	hL	64-78
at Oklahoma City	aL	73-92
at Georgia Tech	aL	61-73
at East Tennessee State	aL	84-95
Mercer	hL	77-104
at UNC Charlotte	aL	61-99
at Georgia Southern	aL	91-126
New Orleans	hL	86-93
at Pan American	aL	65-92
Georgia Southern	hL	71-89
UNC Charlotte	hL	69-97

1-Youngstown State Classic, Youngstown, Ohio

1974-75 (8-18)

Coach: Jack Waters

11/29	Florida Tech	hW	66-63
11/30	at Southern Miss	aL	60-74
12/7	Georgia Southern	hW	69-59
12/10	at Florida Southern	aL	66-78
12/13	at Georgia Tech	aL	74-80
12/17	at East Carolina	aL	79-88
1/2	at Memphis State	aL	76-102
1/8	at Birmingham-Southern	aW	68-53
1/11	Birmingham-Southern	hW	99-71
1/13	Fairleigh Dickinson	hW	55-52
1/16	at Georgia Southern	aL	73-82
1/20	Southern Miss	hW	70-65
1/25	at UNC Charlotte	aL	49-75
1/27	Pan American	hL	62-64
1/31	Florida Southern	hW	80-63
2/3	at Morehead State	aL	69-81
2/5	at Mercer	aL	80-92
2/10	UNC Charlotte	hL	49-57
2/13	at Florida State	aL	72-81
2/15	at UT-Chattanooga	aL	80-98
2/20	at Northeast Louisiana	aL	79-80
2/22	at Tulane	aL	68-77
2/24	at McNeese State	aL	72-84
2/26	Mercer	hW	62-60
3/1	at Youngstown State	aL	57-82
3/3	UT-Chattanooga	hL	74-94

**1977-78 (5-21 2-8 Sun Belt)****Coach: Roger Couch**

Pembroke State (1).....	nL	75-78
West Chester (1).....	nL	83-85
Georgia Southern	hL	73-75
at Georgia Tech	aL	55-82
at Tennessee	aL	62-84
at VCU.....(OT) aL		69-71
UNC Charlotte	hL	47-59
at Memphis State.....	aL	87-111
at Gannon (2).....(OT) aL		76-80
Edinboro (2).....	nL	70-73
at South Florida	aL	62-64
Northeast Louisiana	hL	70-81
at Georgia Southern.....	aL	83-88
VCU	hW	89-79
Mercer	hW	65-62
at Old Dominion.....	aW	71-68
at UNC Charlotte.....	aL	71-83
at New Orleans.....	aL	66-87
at South Alabama	aL	58-71
South Alabama	hW	62-60
Jacksonville.....	hL	63-70
New Orleans.....	hL	75-79
South Florida	(2OT) hW	92-84
at Mercer	aL	56-79
at Jacksonville	aL	78-86
Jacksonville (SB).....	nL	77-82

*1-Campbell College Tip Off, Buies Creek, N.C.**2-Porocco Cup, Erie, Pa.**Sun Belt Tournament: Charlotte (N.C.) Coliseum***1978-79 (7-20, 0-10 Sun Belt)****Coach: Roger Couch**

Georgia Southern	hL	68-86
Oklahoma City (1).....	nW	84-81
at James Madison (1).....	aW	66-64
Austin Peay.....	hW	69-64
Morehouse.....	hW	103-76
at UAB.....	aL	81-100
at Virginia Military	aL	72-75
at Jacksonville	aL	57-80
Grambling State (2).....	nL	65-69
Houston Baptist (2).....	nW	77-72
UAB	hW	64-61
New Orleans.....	hL	68-83
Jacksonville.....	hL	67-74
at South Alabama.....(OT) aL		70-84
South Florida	hL	64-71
at Georgia Southern.....	aL	79-81
Morris Brown.....	hW	87-80
Mercer	hL	62-68
South Alabama	hL	71-89
at Mercer.....	aL	80-98
UNC Charlotte	hL	69-90
Virginia Military.....	hL	72-76
at New Orleans.....	aL	66-68
at UNC Charlotte.....	aL	60-85
at South Florida.....	aL	76-79
at Morris Brown	(OT) aL	90-92
Charlotte (SB).....	nL	57-71

*1-James Madison Invitational, Sinclair Gym, Harrisonburg, Va.; 2-Pacemaker Classic, Ewing Coliseum, Monroe, La.**Sun Belt Tournament: Charlotte (N.C.) Coliseum***1979-80 (6-21, 4-10 Sun Belt)****Coach: Roger Couch**

12/1 Florida Southern.....	hL	64-77
12/8 at Georgia Southern.....	aL	66-70
12/13 VCU	hL	62-89
12/15 UAB	hL	73-100
12/17 at Southern Methodist.....	aL	92-119
12/19 at Texas Christian	aL	82-99
12/21 Morehead State (1).....	nL	59-63
12/22 Texas Christian (1).....	nL	76-88
12/27 at Vanderbilt	aL	53-65
1/3 at UAB.....	aL	62-75
1/5 Shippensburg State.....	hW	94-83
1/7 South Alabama.....	hL	61-70
1/12 UNC Charlotte.....	hL	69-72
1/14 at New Orleans.....	aL	73-79
1/16 at South Alabama	aL	59-70
1/20 at VCU.....	aW	77-71
1/22 at UNC Charlotte	hL	73-88
1/25 Jacksonville	hL	57-67
1/29 New Orleans.....	hW	69-64
1/31 Old Dominion.....	hL	64-71
2/2 at Mercer.....	aL	71-83
2/5 South Florida.....	hW	83-80
2/9 Mercer	hL	78-94
2/13 Georgia Southern.....	hW	96-68
2/16 at South Florida	aW	80-73
2/20 at Jacksonville.....	aL	47-80
2/23 Jacksonville (SB)	nL	59-70

*1-Sun Met Classic, Fresno, Calif.**Sun Belt home games played at The Omni**Sun Belt Tournament: Charlotte (N.C.) Coliseum***1980-81 (4-23, 1-11 Sun Belt)****Coach: Roger Couch**

Clinch Valley.....	hW	74-60
USC-Spartanburg.....	hW	63-61
Georgia Southern	hW	81-69
at Austin Peay	aL	41-65
Mercer	hL	61-64
at UNC Charlotte.....	aL	64-66
at VCU.....	aL	69-81
Middle Tennessee State	hL	58-74
at Northeast Louisiana	aL	66-76
at Jacksonville	aL	67-86
at South Alabama.....	aL	54-74
at Georgia Southern.....	aL	71-80
at Mercer.....	aL	69-84
VCU (1)	hL	71-84
South Florida (1).....	hL	70-85
UNC Charlotte (1)	hL	75-97
U.S. International	hL	83-102
UAB (1)	hL	67-85
at UAB.....	aL	64-89
at New Orleans.....	aL	46-69
South Alabama (1).....	hL	49-82
Jacksonville (1)	hW	52-50
New Orleans (1)	hL	58-77
at Florida Southern	aL	70-82
at South Florida.....	aL	61-81
at Old Dominion.....	aL	61-96
South Alabama (SB).....	nL	41-79

*1-Sun Belt home games played at The Omni**Sun Belt Tournament: Jacksonville (Fla.) Coliseum*

Georgia State withdrew from the Sun Belt Conference in June 1981 and played the next three seasons as an independent.

1981-82 (4-23)**Coach: Jim Jarrett**

11/28 Oglethorpe.....	hW	64-60
12/5 at Saint Louis.....	aL	64-79
12/8 Xavier.....	hL	59-72
12/12 Morehouse.....	hL	77-78
12/14 Mercer	hW	60-58
12/17 at Middle Tennessee.....	aL	49-62
12/21 at Xavier	aL	56-57
12/28 at Wisconsin-Green Bay (1).....	aL	66-78
12/29 Delaware State (1).....	nL	63-70
1/2 at Mercer.....	aL	67-75
1/4 Saint Louis	hW	77-70
1/6 The Citadel.....	hL	62-70
1/9 Baptist (Charleston Sou.).....	hL	54-55
1/11 Utica.....	hW	68-67
1/16 at South Carolina	aL	66-92
1/18 at UNC Charlotte	aL	74-112
1/23 Southern Miss	hL	54-61
1/25 at Baptist (Charleston Sou.)	aL	58-63
1/29 South Alabama.....	hL	58-75
2/4 South Florida.....	hL	47-59
2/6 at Southern Miss.....	aL	68-83
2/8 at New Orleans.....	aL	60-78
2/10 at South Alabama	aL	40-70
2/13 UNC Charlotte.....	hL	67-87
2/17 at South Florida	aL	61-85
2/22 New Orleans.....	hL	61-83
2/27 at Georgia Tech	aL	73-74

*1-Green Bay Classic, Green Bay, Wis.***1982-83 (9-19)****Coach: Jim Jarrett**

11/26 at Georgia.....	aL	62-99
11-27 Hampden-Sydney	hW	83-59
12/4 Georgia College.....	hW	98-72
12/7 Mercer	hW	82-77
12/10 Florida A&M (1).....	nW	85-71
12/11 at Stetson (1)	aL	63-64
12/16 at Southeastern Louisiana	aL	42-59
12/19 at New Orleans.....	aL	79-86
12/20 at Tulane.....	aL	53-78
12/29 Alcorn State (2).....	nL	74-83
12/30 Nicholls State (2)	nW	65-61
1/3 Samford	hL	83-86
1/7 Drexel (3)	nL	58-73
1/8 Utica (3)	nW	72-69
1/11 St. Andrews, N.C.	hL	67-69
1/13 Utica	hL	66-68
1/15 at South Carolina.....	aL	79-91
1/19 at Georgia Tech	aL	60-64
1/22 Armstrong State.....	hW	75-69
1/24 at North Carolina	aL	55-95
1/29 Baptist (Charleston Southern)hW		91-77
2/1 at Middle Tennessee State	aW	73-60
2/7 New Orleans.....	hL	64-66
2/10 at The Citadel	aL	63-79
2/11 at Baptist (Charleston Southern).....	aL	79-97



ROCKY TOP: The Panthers celebrate a stunning upset at Tennessee in 1983-84.

2/15	Southeastern Louisiana.....	hL	63-73
2/21	at Mercer.....	aL	61-71
2/23	Middle Tennessee.....	hL	69-76

1-Hatter Classic, Deland, Fla.; 2-Pacemaker Classic, Ewing Coliseum, Monroe, La.; 3-Banker's Classic Fairfield, Conn.

1983-84 (6-22)

Coach: Tom Pugliese

at Western Kentucky (1).....	aL	39-62
Middle Tennessee State (1).....	nL	58-70
Mercer.....	L	66-73
at Oklahoma.....	L	66-94
at Southern Methodist.....	L	67-92
at Tennessee.....	W	52-50
Georgia College.....	W	87-64
Tulane.....	L	52-77
Middle Tennessee State.....	L	57-66
Austin Peay.....	L	62-79
The Citadel.....	L	67-72
New Orleans.....	L	58-72
Southeastern Louisiana.....	W	65-57
Oglethorpe.....	L	70-74
Austin Peay.....	L	49-68
Florida A&M.....	W	72-59
Baptist (Charleston Southern).....	L	59-70
Samford.....	L	60-86
Middle Tennessee.....	L	61-84
New Orleans.....	L	56-73
Southeastern Louisiana.....	L	66-81
Mercer.....	L	87-97
Baptist (Charleston Southern).....	W	88-82
Millsaps.....	W	57-45
Stetson.....	L	62-79
Florida A&M.....	L	85-91
Evansville.....	L	65-84
Stetson.....	L	69-90

1-Wendy's Classic, Bowling Green, Ky.

GEORGIA STATE JOINED THE TAAC in 1984-85

1984-85 (2-26, 0-14 TAAC)

Coach: Tom Pugliese, Mark Slonaker

11/29	St. Leo.....	hL	64-70
12/1	at The Citadel.....	aL	72-93
12/4	Huntington.....	hW	82-77
12/7	at Montana (1).....	aL	62-74
12/8	Ark.-Little Rock (1).....	nL	68-76
12/12	at Iowa.....	aL	40-89
12/15	at Georgia.....	aL	53-89
12/17	Augusta College.....	hW	73-69
12/21	at Ball State (2).....	aL	58-115
12/22	UT-Arlington (2).....	nL	79-85
1/3	at Arkansas-Little Rock.....	aL	79-89
1/5	at Centenary.....	aL	63-88
1/10	Georgia Southern.....	hL	61-77
1/12	Mercer.....	hL	82-93
1/16	at Augusta College.....	aL	69-85
1/17	Samford.....	hL	62-93
1/24	at Houston Baptist.....	aL	72-93
1/26	at Hardin-Simmons.....	aL	66-79
1/31	Arkansas-Little Rock.....	hL	64-68
2/2	Centenary.....	hL	72-76
2/4	at South Carolina.....	aL	66-90
2/7	at Georgia Southern.....	aL	50-77
2/9	at Mercer.....	aL	62-81
2/16	at Samford.....	(2OT) aL	77-79
2/18	at East Tennessee State.....	aL	80-91
2/21	Houston Baptist.....	hL	68-81
2/23	Hardin-Simmons.....	hL	59-60
3/2	at Georgia Southern (TAAC).....	aL	61-109

1-Champion Holiday Classic, Missoula, Mon.

2-Cardinal Classic, University Gym, Muncie, Ind.

TAAC Tournament: Statesboro, Ga. (First round at campus sites)

1985-86 (10-18, 4-10 TAAC)

Coach: Bob Reinhart

11/25	Armstrong State.....	hL	59-68
11/27	LaGrange.....	hW	80-68
11/29	at Miami (Fla.) (1).....	aL	72-82
11/30	Cornell (1).....	nW	79-77
12/7	Fort Valley State.....	hW	89-67
12/9	at South Carolina.....	aL	61-105
12/11	at Augusta College.....	aW	79-76
12/14	at Georgia.....	aL	64-104
12/16	Valdosta State.....	(OT) hW	103-99
12/18	at Clemson.....	aL	60-100
12/21	East Tennessee.....	hW	89-85
1/2	Houston Baptist.....	(OT) hW	71-70
1/4	Hardin-Simmons.....	hW	77-76
1/9	at Georgia Southern.....	aL	77-91
1/11	at Mercer.....	aL	75-97
1/15	Augusta College.....	hL	78-80
1/18	Samford.....	(OT) hW	74-73
1/23	Arkansas-Little Rock.....	hL	78-82
1/25	Centenary.....	hL	90-98
1/30	at Houston Baptist.....	aW	66-57
2/1	at Hardin-Simmons.....	aL	72-82
2/6	Georgia Southern.....	hL	62-66
2/8	Mercer.....	hL	66-70
2/15	at Samford.....	aL	90-108
2/19	at UNC Charlotte.....	aL	78-81
2/22	at Centenary.....	aL	88-92

2/24	at Arkansas-Little Rock.....	aL	65-86
3/1	at Arkansas-Little Rock (TAAC).....	nL	82-115

1-Hurricane Classic, Coral Gables, Fla.

TAAC Tournament: Little Rock, Ark. (First round at campus sites)

1986-87 (11-17, 7-11 TAAC)

Coach: Bob Reinhart

11/28	at Clemson (1).....	aL	91-108
11/29	Drexel (1).....	nL	89-98
12/6	Morris Brown.....	W	94-82
12/13	Memphis State (2).....	nL	70-79
12/14	Loyola-Chicago (2).....	nL	98-100
12/16	Kennesaw State.....	hW	98-60
12/18	at Mercer.....	aL	71-78
12/20	Georgia College.....	hW	98-68
12/30	Piedmont.....	hW	109-64
1/3	Georgia Southern.....	hL	79-85
1/5	Stetson.....	hW	71-61
1/8	Houston Baptist.....	hL	65-73
1/10	Centenary.....	hL	75-76
1/17	at Samford.....	aW	79-75
1/19	at Arkansas-Little Rock ..	(OT) aL	86-89
1/22	Texas-San Antonio.....	hW	96-86
1/24	Hardin-Simmons.....	hL	82-86
1/31	Mercer.....	hW	64-60
2/3	at Georgia Tech.....	aL	74-98
2/5	at Georgia Southern.....	aW	73-68
2/9	at Stetson.....	aL	86-91
2/12	at Houston Baptist.....	aL	84-106
2/14	at Centenary.....	aW	95-90
2/19	Arkansas-Little Rock.....	hL	54-57
2/21	Samford.....	hW	73-60
2/26	at Texas-San Antonio.....	aL	74-89
2/28	at Hardin-Simmons.....	aL	89-103
3/5	Houston Baptist (TAAC).....	nL	64-73

1-IPTAY Classic, at Clemson, S.C.

2-Cotton States Classic, The Omni, Atlanta, Ga.

TAAC Tournament: March 5, Pine Bluff, Ark.;

March 6-7, Little Rock, Ark.

1987-88 (9-19, 5-13 TAAC)

Coach: Bob Reinhart

11/28	Morehouse.....	hW	88-77
12/5	North Georgia.....	hW	91-74
12/9	UNC Charlotte.....	hL	70-89
12/14	at Wyoming.....	aL	89-100
12/17	at Evansville.....	aL	67-88
12/19	at Oklahoma.....	aL	81-124
1/2	at Mercer.....	aL	75-84
1/4	Kennesaw.....	hW	99-96
1/7	at Georgia Southern.....	aL	60-80
1/9	at Stetson.....	aL	79-95
1/12	at Georgia Tech.....	aL	82-111
1/14	Houston Baptist.....	hL	66-68
1/16	Centenary.....	(OT) hW	104-91
1/21	at Arkansas-Little Rock.....	aL	86-92
1/23	at Samford.....	aW	87-66
1/28	Texas-San Antonio.....	hW	87-65
1/30	Hardin-Simmons.....	hW	108-80
2/6	Mercer.....	hL	78-80
2/11	Georgia Southern.....	hL	65-73
2/13	Stetson.....	hW	64-58
2/18	at Houston Baptist.....	aL	75-84
2/20	at Centenary.....	aL	95-104



FIRST NCAA BID:
Head coach Bob Reinhart led Georgia State to its first NCAA Tournament in 1991. The Panthers, led by Chris Collier and Phillip Luckydo, won the TAAC Tournament as the No. 5 seed. That earned State a date with Arkansas in the NCAA Southeast Regional, played at The Omni in Atlanta, just blocks from the Georgia State campus.

2/23	Georgia College.....	hW	85-79
2/25	Arkansas-Little Rock.....	hL	62-71
2/27	Samford.....	hL	65-74
3/3	at Texas-San Antonio.....	aL	83-91
3/5	at Hardin-Simmons.....	aL	88-97
3/10	Georgia Southern (TAAC).....	nL	55-71

TAAC Tournament: Daytona Beach, Fla.

1988-89 (14-14, 9-9 TAAC)

Coach: Bob Reinhart

11/25	at Cal-Irvine (1).....	aW	109-84
11/26	Maryland (1).....	nL	62-69
11/29	at Auburn.....	aL	70-74
12/3	Morris Brown.....	hW	118-81
12/6	Armstrong State.....	hW	83-64
12/12	Appalachian State.....	hL	84-86
12/17	at Mercer (OT).....	aL	89-90
1/2	Kennesaw.....	hW	86-70
1/5	at Georgia Southern.....	aL	93-100
1/7	at Stetson.....	aW	90-82
1/9	Piedmont.....	hW	105-74
1/10	at Georgia Tech.....	aL	86-121
1/12	Texas-San Antonio.....	hW	92-73
1/14	Hardin-Simmons.....	hW	73-63
1/19	at Houston Baptist.....	aL	92-101
1/21	at Centenary.....	aL	88-114
1/26	Arkansas-Little Rock.....	hL	91-102
1/28	Samford.....	hW	71-61
2/2	Georgia Southern.....	hL	90-95
2/4	Stetson.....	hW	75-69
2/9	at Hardin-Simmons.....	aW	75-73
2/11	at Texas-San Antonio.....	aL	87-115
2/16	Centenary.....	hW	82-75
2/18	Houston Baptist.....	hL	84-85
2/23	at Samford.....	aW	68-66
2/25	at Arkansas-Little Rock.....	aL	79-107
3/4	Mercer.....	hW	94-76
3/7	Stetson (TAAC).....	nL	63-106

1-at Freedom Bowl Classic, Bren Events, Center, Irvine, Calif.

TAAC Tournament: Little Rock, Ark.

1989-90 (5-23, 3-13 TAAC)

Coach: Bob Reinhart

11/24	at Georgia Tech.....	aL	83-108
11/25	Fort Valley State.....	hW	122-106
12/2	at Appalachian State.....	aL	69-110
12/5	Berry.....	W	76-75
12/8	Morgan State (1).....	nL	76-89
12/9	at Chattanooga.....	aL	62-72
12/14	at Centenary.....	aL	87-98
12/20	at Florida International (2).....	aL	72-78
12/21	Holy Cross (2).....	nL	94-101
12/30	at Augusta State.....	aL	67-75
1/6	Mercer.....	L	53-65
1/11	Texas-San Antonio.....	L	71-101
1/13	Hardin-Simmons.....	W	55-54
1/15	at Clemson.....	aL	59-117
1/18	at Samford.....	L	70-79
1/20	at Arkansas-Little Rock.....	L	87-110
1/25	Stetson.....	W	82-64
1/27	Georgia Southern.....	L	66-68
1/31	at Mercer.....	L	67-77
2/5	Auburn.....	L	66-79
2/8	at Hardin-Simmons..... (OT)	L	92-93
2/10	at Texas-San Antonio.....	L	70-128
2/15	Arkansas-Little Rock.....	L	57-102
2/17	Samford.....	W	68-63
2/22	at Georgia Southern.....	L	66-78
2/24	at Stetson.....	L	83-92
3/1	Centenary.....	L	94-110
3/6	Centenary (TAAC).....	L	91-102

1-at UT Chattanooga, Chattanooga, Tenn.

2-FIU Tournament, Miami, Fla.

TAAC Tournament: Little Rock, Ark.

1990-91 (16-15, 7-7 TAAC)

Coach: Bob Reinhart

TAAC CHAMPIONS (TOURNAMENT)
NCAA TOURNAMENT

11/24	The Citadel.....	hW	85-61
11/26	at Auburn.....	aL	65-83
12/3	Florida International.....	hW	99-82
12/5	at Florida A&M.....	aL	71-76
12/8	at Stephen F. Austin..... (OT)	aW	65-60

12/10	at Northern Arizona.....	aL	74-84
12/13	Augusta.....	hW	72-71
12/15	Texas-Arlington.....	hL	104-113
12/22	Northern Arizona.....	hW	92-76
1/2	Butler.....	hL	96-106
1/5	Stephen F. Austin..... (OT)	hW	73-66
1/10	at Arkansas-Little Rock.....	aL	67-75
1/14	at Samford.....	aW	85-75
1/17	Georgia Southern.....	hW	73-72
1/19	Stetson.....	hL	69-84
1/23	at The Citadel.....	aL	78-86
1/26	Mercer.....	hW	98-61
1/31	at Texas-San Antonio.....	aL	72-85
2/2	at Centenary.....	aL	74-79
2/7	Arkansas-Little Rock.....	hL	66-81
2/9	Samford.....	hW	77-59
2/14	at Georgia Southern..... (OT)	aW	90-86
2/16	at Stetson.....	aL	61-70
2/19	Florida A&M.....	hL	94-96
2/25	at Mercer.....	aW	55-50
2/28	Texas-San Antonio.....	hL	78-85
3/2	Centenary.....	hW	99-80
3/5	vs. Stetson (TAAC).....	aW	70-64
3/6	vs. Texas-San Antonio (TAAC).....	nW	94-84
3/7	vs. Ark.-Little Rock (TAAC).....	nW	80-60
3/15	vs. Arkansas (NCAA).....	nL	76-117

TAAC Tournament: DeLand, Fla.

NCAA Southeast Regional: The Omni, Atlanta, Ga.

1991-92 (16-14, 8-6 TAAC)

Coach: Bob Reinhart

11/26	Clark-Atlanta.....	hW	108-97
11/30	Piedmont.....	hW	119-76
12/7	at Texas-Arlington.....	aL	85-110
12/8	at Detroit Mercy (1).....	aL	86-100
12/15	at Georgia Tech.....	aL	72-90
12/19	at Mercer..... (OT)	aW	79-78
12/21	at UCF..... (OT)	aL	94-95
12/27	Drexel (2).....	nW	75-59
12/28	at Mount St. Mary's..... (OT)	aL	92-97
1/2	UCF.....	hW	80-71
1/4	at Loyola-Chicago.....	aL	73-94
1/6	at Butler.....	aL	82-86
1/9	Mercer.....	hW	80-70
1/11	Georgia Southern.....	hL	87-88
1/13	at Florida International.....	aL	81-91
1/16	at Stetson.....	aL	73-81
1/21	Detroit.....	hW	85-74
1/25	Samford.....	hW	74-69
1/30	Southeastern Louisiana.....	hW	89-62
2/1	Centenary.....	hL	81-82
2/4	Faulkner..... (OT)	hW	108-101
2/8	at Georgia Southern.....	aL	84-91
2/13	Florida International.....	hW	88-57
2/15	Stetson.....	hW	71-66
2/22	at Samford.....	aW	72-52
2/27	at Southeastern Louisiana.....	aL	77-78
2/29	at Centenary.....	aW	90-77
3/6	Centenary (TAAC).....	hW	84-69
3/7	Mercer (TAAC).....	hW	75-68
3/11	at Georgia Southern (TAAC).....	aL	82-95

1-at Cobo Arena, Detroit, Mich.

2-at Mount St. Mary's, Emmitsburg, Md.

TAAC Tournament: March 6-7 at Georgia State Sports Arena; Championship Game at Georgia Southern, Statesboro, Ga.

**1992-93 (13-14, 5-7 TAAC)****Coach: Bob Reinhart**

12/7	Shorter.....	hW	84-62
12/9	North Georgia.....	hW	84-69
12/12	at Georgia Tech.....	aL	79-102
12/14	at Tennessee-Martin.....	aW	58-54
12/16	at Southwest Texas State.....	aL	62-73
12/18	Idaho (1).....	nL	64-70
12/19	at Boise State (1).....	aL	64-75
12/29	Pepperdine (2).....	nL	60-79
12/30	Southern (2).....	nW	83-79
1/2	Alabama State.....	hW	91-74
1/4	at Memphis.....	aL	76-97
1/7	at Mercer.....	aL	69-77
1/9	College of Charleston.....	hW	60-50
1/14	Florida International..... (OT)	hL	68-69
1/16	at Stetson.....	aW	93-81
1/19	Clark-Atlanta.....	hW	94-79
1/23	at Samford.....	aL	78-92
1/28	at Southeastern Louisiana.....	aL	82-90
1/30	at Centenary.....	aL	107-111
2/4	Mercer.....	hW	58-57
2/6	at College of Charleston.....	aL	63-88
2/11	at Florida International.....	aW	61-60
2/13	at Stetson.....	aW	100-89
2/17	Florida Atlantic.....	hW	89-70
2/20	Samford.....	hL	61-71
2/25	Southeastern Louisiana.....	hL	75-82
2/27	at Centenary.....	aW	97-80

1-Real Dairy Classic, Boise, Idaho

2-Dr Pepper Classic, Chattanooga, Tenn.

1993-94 (13-14, 9-7 TAAC)**Coach: Bob Reinhart**

11/27	Morris Brown.....	hW	91-64
12/4	at Georgia Tech.....	aL	65-95
12/8	at Alabama State.....	aL	59-80
12/11	at Memphis State.....	aL	55-66
12/13	Tennessee-Martin.....	hW	95-68
12/15	Southwest Texas State.....	hL	73-79
12/17	South Florida (1).....	nL	70-79
12/18	Grambling State (1).....	nW	77-64
1/3	at Mercer.....	aW	70-66
1/6	Stetson.....	hL	63-69
1/8	UCF.....	hW	72-63
1/13	at Centenary.....	aL	79-85
1/15	at Southeastern Louisiana.....	aL	60-69
1/20	Florida International.....	hL	61-67
1/22	Florida Atlantic.....	hW	92-57
1/29	Samford.....	hW	77-71
1/31	College of Charleston.....	hL	76-85
2/3	at UCF.....	aL	72-74
2/5	at Stetson.....	aW	80-61
2/10	Southeastern Louisiana.....	hW	98-88
2/12	Centenary.....	hW	88-86
2/17	at Samford.....	aW	70-55
2/19	at Florida International.....	aW	68-59
2/20	at Florida Atlantic.....	aL	76-78
2/26	at College of Charleston.....	aL	71-76
2/28	Mercer.....	hW	75-67
3/3	Samford (TAAC).....	nL	57-78

1-at Wilmington, N.C.

TAAC Tournament: UCF (Orlando, Fla.)

1994-95 (11-17, 6-10 TAAC)**Coach: Carter Wilson**

11/25	at Gonzaga (1).....	aL	65-90
11/26	Yale (1).....	nW	77-72
12/7	at Memphis.....	aL	52-124
12/10	at Louisiana Tech.....	aL	57-70
12/15	Louisiana Tech.....	hL	71-74
12/17	Grambling State.....	hW	103-76
12/28	at LSU.....	aL	70-105
12/30	North Georgia.....	hW	80-67
1/2	at Florida International.....	aL	64-75
1/4	at Florida Atlantic.....	aL	61-65
1/7	at Southeastern Louisiana.....	aL	72-96
1/9	at Centenary.....	aW	66-65
1/12	UCF.....	hL	61-68
1/14	Florida International.....	hW	81-66
1/21	Samford.....	hL	70-83
1/26	at UCF.....	aL	77-93
1/28	at Mercer.....	aW	88-71
1/30	Florida Atlantic.....	hW	82-63
2/2	Charleston.....	hL	77-83
2/4	Campbell.....	hW	77-66
2/9	at College of Charleston.....	aL	58-90
2/11	at Campbell.....	aW	82-64
2/16	Mercer.....	hW	84-66
2/18	Stetson.....	hL	64-67
2/23	Centenary..... (OT)	hL	82-84
2/25	at Samford.....	aL	74-98
3/2	Samford (TAAC).....	nW	71-57
3/3	Mercer (TAAC).....	nL	71-81

1-Spokane Shootout, Spokane, Wash.

TAAC Tournament: UCF (Orlando, Fla.)

1995-96 (10-16, 6-10 TAAC)**Coach: Carter Wilson**

11/24	Morris Brown.....	hL	78-80
11/26	at Tennessee.....	aL	59-74
12/5	at Memphis.....	aL	69-89
12/7	at Tennessee-Martin.....	aL	68-90
12/9	at Arkansas State.....	aW	72-57
12/12	Georgia Southern.....	hW	60-58
12/19	Arkansas State.....	aL	67-74
12/22	at Grambling State.....	aW	76-66
12/28	at Tulane.....	aL	55-62
12/30	Winthrop.....	hW	87-76
1/4	at Campbell.....	aL	57-60
1/6	at College of Charleston.....	aL	78-91
1/11	Florida International.....	hW	75-68
1/13	Florida Atlantic.....	hW	62-60
1/18	at Stetson.....	aL	61-73
1/20	UCF.....	hL	75-95
1/25	at Samford.....	aL	73-76
1/27	at Jacksonville State.....	aL	65-83
2/1	Southeastern Louisiana.....	hW	86-81
2/3	Mercer.....	hL	90-96
2/8	at Southeastern Louisiana.....	aL	86-91
2/10	at Centenary.....	aL	76-79
2/17	at Mercer.....	aW	74-66
2/19	Centenary.....	hW	74-58
2/22	Jacksonville State.....	hW	82-76
2/24	Samford.....	hL	72-93

1996-97 (10-17, 6-10 TAAC)**Coach: Carter Wilson**

11/22	Southern Wesleyan.....	hW	73-57
11/26	at Georgia.....	aL	47-85
12/1	at Tennessee.....	aL	53-70
12/7	at Auburn.....	aL	48-66
12/11	Covenant.....	hW	82-72
12/14	at Troy.....	aL	79-90
12/16	at Winthrop.....	aL	64-73
12/21	at Georgia Southern.....	aW	68-49
12/30	Troy.....	hW	71-56
1/2	Campbell.....	hL	64-65
1/4	College of Charleston.....	hL	63-88
1/9	at Florida International.....	aL	59-73
1/11	at Florida Atlantic.....	aL	67-81
1/13	UNC Asheville.....	hL	72-73
1/16	Stetson..... (OT)	hW	57-52
1/18	at UCF.....	aL	68-85
1/23	Samford..... (OT)	hW	58-55
1/23	Jacksonville State.....	hL	70-75
1/25	at Southeastern Louisiana.....	aL	71-74
1/30	at Centenary..... (OT)	aW	96-86
2/1	at Mercer.....	aW	80-72
2/3	Southeastern Louisiana.....	hL	68-77
2/6	Centenary.....	hW	74-61
2/8	Mercer.....	hW	82-57
2/18	at Jacksonville State..... (OT)	aL	79-82
2/22	at Samford.....	aL	74-86
2/27	Florida International (TAAC).....	nL	57-70

TAAC Tournament: Charleston, S.C.

1997-98 (16-12, 11-5 TAAC)**Coach: Charles "Lefty" Driesell**

11/15	at Georgetown (1).....	aL	72-89
11/16	at VCU (2).....	aL	54-55
11/19	Loyola-Chicago.....	hW	73-58
11/22	USC-Aiken.....	hW	83-67
11/26	at UNC Asheville.....	aL	64-74
12/10	Augusta State.....	hW	93-64
12/12	at Miami (Fla.).....	aL	64-80
12/18	Detroit.....	hL	64-74
12/30	Eastern Kentucky.....	hL	59-68
1/3	Stetson.....	hL	65-69
1/5	UCF.....	hW	76-70
1/8	Florida International.....	hW	95-93
1/10	at Florida Atlantic.....	aW	77-54
1/15	at Troy.....	aW	74-58
1/17	at Centenary.....	aL	69-75
1/22	Jacksonville State.....	hW	77-63
1/24	Samford.....	hW	78-61
1/31	at Campbell.....	aW	82-58
2/2	at College of Charleston.....	aL	52-79
2/7	Mercer.....	hW	84-70
2/10	Norfolk State.....	hW	105-86
2/12	Centenary.....	hW	88-70
2/14	Troy.....	hW	95-79
2/17	at Mercer.....	aW	73-57
2/19	at Samford.....	aL	62-85
2/21	at Jacksonville State.....	aL	58-63
2/26	Stetson (TAAC).....	nW	80-59
2/27	Florida International (TAAC).....	nL	80-82

1-U.S. Air Arena, Landover, Md.

2-Richmond (Va.) Coliseum

TAAC Tournament: College of Charleston
(Charleston, S.C.)

**1998-99 (17-13, 11-5 TAAC)***Coach: Charles "Lefty" Driesell*

11/18	Georgetown (1).....	hL	68-83
11/21	North Florida	hW	84-74
11/25	at Norfolk State	aL	76-91
11/29	at Kansas State.....	aL	71-78
12/3	Coppin State (2).....	nL	56-66
12/4	at Hawaii (2).....	aW	72-62
12/10	Southern.....	hL	78-80
12/18	Miami (Fla.).....	hL	55-76
12/22	VCU	hW	99-80
12/28	North Carolina A&T.....	hW	72-51
12/30	at Eastern Kentucky	aW	61-56
1/2	at Florida Atlantic	(OT) aL	90-97
1/4	at UCF	aL	70-86
1/7	Florida Atlantic.....	hW	87-70
1/9	UCF	hW	81-76
1/14	Campbell.....	hW	87-64
1/16	at Troy	aW	90-81
1/19	at Mercer.....	aW	86-76
1/23	Samford.....	hL	62-77
1/25	at Jacksonville State	aW	66-63
1/28	Jacksonville.....	hW	68-54
1/30	Stetson	hW	76-61
2/7	at Fresno State	aL	62-83
2/8	at Centenary	aL	67-69
2/11	Jacksonville State.....	hW	73-40
2/13	at Samford.....	aW	57-54
2/19	at Campbell.....	aL	73-80
2/20	Mercer	hW	74-44
2/25	at Jacksonville (TAAC)	aW	78-56
2/26	UCF (TAAC).....	nL	60-67

*1-Georgia Dome, Atlanta, Ga.**2-Stan Sheriff Center, Honolulu, Hawaii**TAAC Tournament: Jacksonville (Veterans Coliseum)***1999-00 (17-12, 13-5 TAAC)***Coach: Charles "Lefty" Driesell***TAAC CO-CHAMPIONS (Regular Season)**

11/19	Fresno State	hL	64-74
11/24	at Tulsa	aL	73-100
11/27	at Detroit.....	aL	65-79
12/1	Creighton.....	hL	54-58
12/4	at Bradley.....	aL	73-89
12/7	at Jacksonville State	aL	79-81
12/18	Central Michigan.....	hW	74-66
12/20	at Southern	aW	83-73
12/29	Kansas State.....	hL	61-74
1/4	Campbell.....	hL	64-69
1/8	Jacksonville.....	hW	67-57
1/10	Stetson	hW	79-64
1/13	at UCF	aL	67-72
1/15	at Florida Atlantic.....	aW	89-67
1/20	at Troy	aW	83-77
1/22	Mercer	hW	66-51
1/25	at Samford.....	aW	69-51
1/29	Troy.....	hL	58-72
1/31	at Mercer.....	aW	68-53
2/3	Jacksonville State.....	hW	91-77
2/5	Samford.....	hL	57-58
2/7	Alabama A&M.....	hW	69-64
2/12	at Campbell.....	aW	66-64
2/17	at Stetson.....	aW	74-66
2/19	at Jacksonville.....	aW	68-67

2/24	Florida Atlantic	hW	86-62
2/26	UCF	hW	78-63
3/2	Florida Atlantic (TAAC).....	nW	77-54
3/3	Samford (TAAC).....	nL	80-83

*TAAC Tournament: Jacksonville (Veterans Coliseum)***2000-01 (29-5, 16-2 TAAC)***Coach: Charles "Lefty" Driesell***TAAC CHAMPIONS***(Regular Season and Tournament)***NCAA Second Round**

11/17	at Georgia.....	aW	91-79
11/20	Savannah State	hW	88-45
11/25	at Alabama A&M.....	aW	82-73
11/29	Bradley	hW	67-54
12/1	Valdosta State	hW	83-54
12/4	Samford	hW	64-50
12/6	Morris Brown.....	hW	84-70
12/9	at Creighton.....	aL	74-81
12/21	at Hawaii (1).....	aW	65-64
12/22	UAB (1).....	nW	74-63
12/23	CS Northridge (1).....	nW	97-88
1/2	at Campbell.....	aW	77-67
1/6	at Stetson.....	aL	66-71
1/8	at Jacksonville.....	aW	93-82
1/11	Florida Atlantic	hW	96-77
1/13	UCF	hW	97-75
1/18	at Mercer.....	aW	87-81
1/20	at Troy	aL	67-74
1/23	Jacksonville State.....	hW	76-52
1/27	Mercer	hW	86-77
1/29	Troy.....	hW	79-75
2/1	at Samford.....	aW	73-62
2/3	at Jacksonville State	aW	75-58
2/10	Campbell.....	hW	95-67
2/12	at New Mexico	aL	78-91
2/15	Jacksonville	hW	90-82
2/17	Stetson	hW	68-65
2/22	at UCF.....	aW	90-85
2/24	at Florida Atlantic.....	aW	88-79
3/1	Florida Atlantic (TAAC).....	hW	96-57
3/2	Samford (TAAC).....	hW	66-56
3/3	Troy (TAAC)	hW	79-55
3/15	Wisconsin (NCAA)	nW	50-49
3/17	Maryland (NCAA)	nL	60-79

*1-Nike Festival: Honolulu, Hawaii**TAAC Tournament: Georgia State (Sports Arena)**NCAA West Regional: Boise, Idaho***TAAC RENAMED ATLANTIC SUN CONFERENCE FOR 2001-02****2001-02 (20-11, 14-6 A-Sun)***Coach: Charles "Lefty" Driesell***A-SUN CHAMPIONS (Regular Season)****NATIONAL INVITATION TOURNAMENT**

11/17	Valdosta State	hW	82-71
11/24	at Central Michigan	aL	52-76
11/27	Charleston Southern	hW	67-56
12/1	at Belmont.....	aL	59-68
12/4	Georgia (1).....	hW	83-78
12/6	Mercer	hW	90-79
12/12	Campbell.....	hW	85-71
12/16	Mississippi State (2).....	hL	63-72
12/21	Saint Joseph's (3).....	nW	95-90
12/22	College of Charleston (3)	nL	63-70
1/2	Troy.....	hW	84-67
1/5	at Florida Atlantic.....	aL	77-90
1/7	at UCF	(OT) aW	92-84
1/10	Stetson	hW	89-73
1/12	Jacksonville	hL	72-84
1/17	at Jacksonville State	aL	75-81
1/19	at Samford.....	aL	59-63
1/23	at Campbell.....	aW	81-64
1/26	Jacksonville State.....	hW	80-61
1/28	Samford	hW	60-48
2/2	at Jacksonville.....	(OT) aW	81-75
2/4	at Stetson.....	aW	94-79
2/7	UCF	hL	73-83
2/8	Florida Atlantic	hW	76-71
2/14	at Mercer.....	aW	82-74
2/16	at Troy	aW	102-88
2/21	Belmont.....	hW	71-69
2/28	Belmont (A-Sun).....	nW	82-79
3/1	UCF (A-Sun)	aW	82-64
3/3	Florida Atlantic (A-Sun).....	nL	75-76
3/13	at Tennessee Tech (NIT).....	aL	62-64

*1-Georgia Dome, Atlanta, Ga.;**2-Chick-fil-A Peach Bowl Classic, Philips Arena,**3-Tournament of Champions, Charlotte Coliseum, Charlotte, N.C.**A-Sun Tournament: UCF (UCF Arena, Orlando, Fla.)*

CHAMPIONS:
Lefty Driesell's Panthers finished first in the TAAC regular season three straight years from 2000-02 and added the TAAC tournament title in 2001 to reach the NCAA Tournament.



2002-03 (14-15, 8-8 A-Sun)

Coaches: Charles "Lefty" Driesell, Michael Perry

11/23	North Carolina A&T (1).....	hW	76-44
11/26	at Auburn.....	aL	71-100
11/30	St. Andrew's (N.C.).....	hW	95-80
12/4	Furman.....	hW	70-64
12/5	Alabama State.....(OT) hL		77-82
12/14	at South Alabama (2).....	aL	68-81
12/18	at Mississippi State (3).....	aL	54-78
12/21	at Oklahoma.....	aL	62-89
12/28	at Charleston Southern.....	aL	75-80
1/2	at Furman.....	aW	73-62
1/4	Gardner-Webb.....	hW	56-53
1/6	Campbell.....	hW	92-59
1/11	at Jacksonville State.....	aL	76-89
1/13	Tennessee State.....	hW	107-71
1/18	at Samford.....	aL	78-80
1/20	at Belmont.....(2OT) aW		69-66
1/23	Florida Atlantic.....	hW	66-64
1/25	UCF.....(2OT) hL		74-81
1/31	at Stetson.....	aW	78-71
2/6	at Troy.....	aL	81-99
2/8	at Mercer.....	aL	80-88
2/13	Belmont.....	hL	57-72
2/15	Samford.....(2OT) hL		74-78
2/18	Jacksonville.....	hW	71-69
2/21	Jacksonville State.....(OT) hL		76-78
2/27	at Campbell.....	aW	88-72
3/1	at Gardner-Webb.....	aW	64-58
3/6	Belmont (A-Sun).....	hW	76-58
3/7	Troy (A-Sun).....	hL	61-71

1-Forbes Arena (Morehouse College, Atlanta, Ga.)
2-Coors Classic; 3-at Jackson, Miss.
A-Sun Tournament: Georgia State (Georgia State Sports Arena, Atlanta, Ga.)

NOTE: Lefty Driesell retired Jan. 3, 2003

2003-04 (20-9, 14-6 A-Sun)

Coach: Michael Perry

11/17	at Utah (2).....	aL	38-46
11/21	Anderson (S.C.).....	hW	79-62
12/1	Tulsa (3).....	hW	72-67
12/4	Belmont.....	hL	58-76
12/6	Lipscomb.....	hW	89-81
12/12	South Alabama.....	hW	88-56
12/20	at Tennessee.....	aL	71-87
12/22	at Auburn.....	aW	77-72
12/31	West Florida.....	hW	105-73
1/3	at UCF.....	aL	60-70
1/5	at Florida Atlantic.....	aW	79-76
1/8	Campbell.....	hW	89-68
1/11	Gardner-Webb.....	hW	92-64
1/13	Troy.....	hW	84-83
1/16	Mercer.....	hW	79-66
1/22	at Jacksonville.....	aW	66-58
1/24	at Stetson.....	aW	93-62
1/27	at Mercer.....	aL	55-73
1/30	Jacksonville.....	hL	75-77
2/1	Stetson.....(OT) hL		65-66
2/6	at Troy.....	aL	69-85
2/12	at Gardner-Webb.....	aW	72-60
2/14	at Campbell.....	aW	90-67
2/19	Florida Atlantic.....	hW	90-76
2/21	UCF.....	hW	63-61

2/26	at Lipscomb.....	aW	82-72
2/28	at Belmont.....(OT) aW		72-70
3/4	Stetson (A-Sun).....	nW	55-47
3/5	Troy (A-Sun).....	nL	62-63

1-Georgia Dome, Atlanta, Ga.; 2-Preseason NIT
3-Gwinnett Arena, Duluth, Ga.

A-Sun Tournament: Belmont
(Curb Event Center, Nashville, Tenn.)

2004-05 (14-15, 11-9 A-Sun)

Coach: Michael Perry

11/20	Southern Miss (1).....	nW	70-68
11/21	at Nevada (1).....	aL	55-76
11/26	at Kentucky.....	aL	59-77
11/28	Louisiana-Lafayette.....	hW	85-78
12/2	at Jacksonville.....(OT) aL		75-78
12/4	at Stetson.....	aL	70-79
12/7	Delta State.....	hW	88-68
12/11	at Charlotte.....	aL	72-77
12/20	at Louisiana-Lafayette.....	aL	50-67
12/29	at Texas Tech.....	aL	56-98
1/3	UCF.....	hW	76-63
1/5	Florida Atlantic.....	hW	75-73
1/8	at Lipscomb.....(OT) aL		57-59
1/10	at Belmont.....	aL	46-59
1/13	at Troy.....	aW	96-89
1/15	Campbell.....	hW	92-68
1/17	Gardner-Webb.....	hL	74-83
1/23	Mercer.....	hW	72-61
1/26	Troy.....	hL	73-84
1/28	at Mercer.....	aW	65-60
2/3	at Gardner-Webb.....	aW	70-68
2/5	at Campbell.....	aW	78-73
2/11	Belmont.....	hL	59-69
2/13	Lipscomb.....	hW	86-62
2/17	at Florida Atlantic.....	aW	80-76
2/19	at UCF.....	aL	65-70
2/25	Jacksonville.....	hL	67-81
2/27	Stetson.....	hW	84-63
3/3	Belmont (A-Sun).....	aL	61-67

1-Thorpe Classic, Lawlor Events Center, Reno, Nev.
A-Sun Tournament: Belmont
(Curb Event Center, Nashville, Tenn.)

GEORGIA STATE JOINED THE CAA IN 2005-06

2005-06 (7-22, 3-15 CAA)

Head Coach: Michael Perry

11/22	Delaware.....	hW	99-72
11/26	Charlotte.....	hL	68-73
11/29	Louisiana Lafayette.....	hW	76-61
12/2	George Mason.....	hL	51-81
12/6	Kentucky (1).....	hL	46-73
12/10	Georgia (2).....	nL	61-72
12/17	at Alabama.....	aL	58-85
12/20	at VCU.....	aL	54-67
12/30	at Alabama State.....	aW	66-49
1/2	at Louisiana Lafayette.....	aL	70-76
1/5	at Northeastern.....	aL	63-89
1/7	at Hofstra.....	aL	53-69
1/12	Old Dominion.....	hL	62-77
1/14	William & Mary.....	hW	79-70
1/19	at Drexel.....	aL	57-73
1/21	at Towson.....	aL	62-66

1/26	Northeastern.....	hL	54-68
1/28	VCU.....(OT) hL		68-79
1/30	at Savannah State.....	aW	80-59
2/2	at James Madison.....	aW	77-53
2/4	at William & Mary.....	aL	73-90
2/9	Hofstra.....	hL	70-76
2/11	UNC Wilmington.....	hL	57-69
2/15	at Old Dominion.....	aL	56-75
2/18	at College of Charleston (3).....	aL	75-83
2/23	Towson.....	hL	69-70
2/25	at UNC Wilmington.....	aL	56-68
3/3	Towson (CAA).....	nW	72-64
3/4	George Mason (CAA).....(OT) nL		56-61

1-Philips Arena, Atlanta, Ga.
2-Gwinnett Arena, Duluth, Ga.
3-ESPN Bracketbusters
CAA Tournament: Richmond (Va.) Coliseum

2006-07 (11-20, 5-13 CAA)

Head Coach: Michael Perry

11/11	College of Charleston.....	hL	66-72
11/16	at Georgia Tech.....	aL	74-103
11/19	Winston-Salem State.....	hW	94-87
11/21	Alabama State.....	hW	70-59
11/25	at Charlotte.....	aL	63-72
11/30	Savannah State.....	hW	70-60
12/2	at Hofstra.....	aL	59-62
12/7	Florida State.....	hL	55-87
12/16	at Alabama State.....	aW	64-56
12/20	at Iowa.....	aL	59-101
12/31	at Clemson.....	aL	57-67
1/3	Drexel.....	hL	55-61
1/6	Towson.....(2 OT) hW		87-71
1/8	William & Mary.....	hL	43-57
1/10	at Northeastern.....	aL	69-84
1/13	at UNC Wilmington.....(OT) aW		59-54
1/17	at Delaware.....	aW	61-44
1/20	James Madison.....	hL	52-59
1/24	Hofstra.....	hL	63-76



SHERNARD LONG shoots against Maryland in 2001 NCAA Tournament. Georgia State knocked off Wisconsin in the first round before falling to Maryland.



CHAMPIONS:
The Panthers won the Dr Pepper Classic in Chattanooga during the 2010-11 season. Dante Curry was named Tournament MVP while Eric Buckner earned all-tournament honors.

1/27	at William & Mary	aL	65-81
1/29	at Old Dominion	aL	57-92
1/31	UNC Wilmington	hW	72-60
2/3	at VCU	aL	71-100
2/7	Old Dominion	hL	55-68
2/10	at Towson	aL	65-92
2/14	Northeastern	hW	71-65
2/17	Elon (2)	hW	63-53
2/20	at George Mason	aL	54-60
2/24	VCU	hL	70-72
3/2	William & Mary (CAA)	nW	70-68
3/3	VCU (CAA)	nL	60-73

1-Georgia Dome, Atlanta, Ga.

2-ESPN Bracketbusters

CAA Tournament: Richmond (Va.) Coliseum

2007-08 (9-21, 5-13 CAA)

Head Coach: Rod Barnes

11/10	UAB	hL	63-86
11/17	at Elon	aL	49-71
11/20	at Florida State	aL	48-78
11/24	Troy	hW	97-92
11/28	at Jacksonville	aW	65-60
12/1	Old Dominion	hL	64-72
12/5	Georgia Tech	hL	67-72
12/8	at Winston-Salem State	aL	61-67
12/15	UTSA	(OT) hW	76-71
12/22	at Coastal Carolina	aL	68-79
12/29	Bethune Cookman	hL	56-60
1/2	George Mason	hW	66-64
1/5	at Northeastern	aL	62-64
1/10	at VCU	aL	47-49
1/12	William & Mary	hL	58-60
1/16	at Drexel	aL	51-58
1/19	UNC Wilmington	hL	61-68
1/23	at Towson	aL	57-58
1/26	at Delaware	aW	54-53
1/30	Drexel	hW	64-58
2/2	at Old Dominion	aL	50-73
2/6	VCU	(OT) hL	60-65
2/9	at Hofstra	aL	45-57
2/13	Delaware	hL	48-51
2/16	Northeastern	hW	57-55
2/20	at UNC Wilmington	aL	72-77
2/23	at Jacksonville State (1)	aW	85-78
2/27	Towson	hW	79-63
3/1	at James Madison	aL	60-70
3/7	William & Mary (CAA)	nL	57-58

1-ESPN Bracketbusters

CAA Tournament: Richmond (Va.) Coliseum

2008-09 (12-20, 8-10 CAA)

Head Coach: Rod Barnes

11/14	Bowling Green (1)	(OT) nL	76-77
11/15	Concordia-St. Paul (1)	nW	67-63
11/16	at Minnesota (1)	aL	52-60
11/19	Southern Poly	hW	82-64
11/22	Jacksonville State	(2OT) hL	73-80
11/25	at Troy	aL	63-68
12/3	Hampton	hL	53-62
12/6	at UNC Wilmington	aW	68-46
12/13	Florida State	hL	57-62
12/17	at Georgia Tech	aL	64-84
12/20	Coastal Carolina	hL	52-69
12/29	UTSA	aL	48-60
1/3	Old Dominion	hW	55-54
1/5	at George Mason	aL	52-58
1/7	Northeastern	hL	54-68
1/10	Drexel	hL	50-53
1/13	at Old Dominion	aL	56-73
1/17	Towson	hW	68-46
1/21	VCU	hL	50-65
1/24	at Delaware	aL	48-60
1/28	at Drexel	aL	47-64
1/31	at William & Mary	aW	58-51
2/4	James Madison	hL	69-82
2/7	Delaware	hW	70-67
2/11	at Towson	(OT) aL	72-82
2/14	UNC Wilmington	hW	69-66
2/18	at Northeastern	aW	70-68
2/21	at Eastern Michigan (2)	aW	63-58
2/25	Hofstra	hW	76-55
2/28	at VCU	aL	41-69
3/6	Delaware (CAA)	nW	54-41
3/7	VCU (CAA)	nL	52-61

1-NABC Classic, Williams Arena, Minneapolis, Minn.

2-ESPN Bracketbusters

CAA Tournament: Richmond (Va.) Coliseum

2009-10 (12-20, 5-13 CAA)

Head Coach: Rod Barnes

11/12	at NC State (1)	aL	53-69
11/17	Carver Bible	hW	77-53
11/20	Drake (2)	nL	58-65
11/21	Howard (2)	nW	57-33
11/22	IUPUI (2)	(OT) nL	56-67
11/25	Utah Valley (3)	aW	59-52
11/26	at South Alabama (3)	aL	66-70
11/30	Jacksonville	hW	64-54
12/5	at James Madison	aW	49-44

12/13	at Florida A&M	aL	58-60
12/15	at Florida State	aL	55-62
12/19	Eastern Michigan	hW	66-65
12/22	Georgia Southern	hW	85-65
1/2	Towson	hW	70-61
1/4	Drexel	hL	57-72
1/6	at UNC Wilmington	aL	50-57
1/9	Northeastern	hL	54-66
1/13	at George Mason	aL	49-52
1/16	VCU	hL	69-82
1/20	UNC Wilmington	hW	79-74
1/23	at Delaware	(OT) aL	74-76
1/28	at Old Dominion	aL	40-56
1/30	at VCU	aL	62-78
2/3	George Mason	hW	61-57
2/6	William & Mary	hL	56-59
2/10	at Northeastern	aL	53-62
2/13	at Towson	(OT) aL	69-74
2/16	James Madison	hW	77-72
2/20	South Carolina State (4)	hW	67-52
2/23	Old Dominion	hL	62-75
2/27	at Hofstra	aL	74-87
3/5	Hofstra (CAA)	nL	67-68

1-Glenn Wilkes Classic.

2-Glenn Wilkes Classic, Ocean Center, Daytona Beach, Fla.

3-South Alabama Thanksgiving Classic, Mobile, Ala.

4-ESPN Bracketbusters

CAA Tournament: Richmond (Va.) Coliseum

2010-11 (12-19, 6-12 CAA)

Head Coach: Rod Barnes, Paul Graham

11/16	at McNeese State	aL	62-68
11/19	Troy	hW	80-70
11/23	Utah Valley	hW	69-56
11/27	Samford	(OT) hL	61-70
11/30	at Hampton	(OT) aL	56-60
12/4	James Madison	hW	64-63
12/11	Western Michigan	hL	59-61
12/18	Florida A&M	hW	76-67
12/22	at Georgia Southern	(OT) aL	72-74
12/29	vs. Texas A&M-CC (1)	nW	72-42
12/30	at Chattanooga (1)	aW	81-76
1/3	VCU	hW	76-66
1/5	at UNC Wilmington	aL	56-59
1/8	Towson	hW	73-65
1/13	at James Madison	aL	67-79
1/15	at George Mason	aL	51-66
1/19	at VCU	aL	54-71
1/22	Delaware	hL	62-64
1/24	at Drexel	aL	33-57
1/26	Old Dominion	hL	48-51
1/29	at Northeastern	aL	65-70
2/2	UNC Wilmington	(OT) hW	63-58
2/5	at Towson	aW	63-60
2/9	Hofstra	hL	68-79
2/12	Northeastern	(OT) hW	75-71
2/15	at Old Dominion	aL	43-60
2/19	at Louisiana Tech (2)	aL	45-51
2/23	at William & Mary	aL	65-69
2/26	George Mason	hL	58-65
3/4	UNC Wilmington (CAA)	nW	58-52
3/5	George Mason (CAA)	nL	45-68

1-Dr Pepper Classic, Chattanooga, Tenn.

2-ESPN Bracketbusters

CAA Tournament: Richmond (Va.) Coliseum

Note: Paul Graham served as interim coach for the CAA Championship



2011-12 (22-12, 11-7 CAA)

Head Coach: Ron Hunter

11/12	at Washington (1)	aL	74-91
11/13	vs. Portland (1)	nL	61-66
11/14	vs. Florida Atlantic (1)	nL	77-84
11/18	McNeese State	hW	69-50
11/22	at Samford	aW	55-47
11/26	Liberty	hW	72-50
11/29	at South Carolina State	aW	85-54
12/1	FIU	hW	73-47
12/3	William & Mary	hW	66-34
12/10	Rhode Island	hW	96-64
12/17	at Utah Valley	aW	71-68
12/22	Georgia Southern	hW	72-52
1/2	Drexel	hW	58-44
1/4	at VCU	aW	55-53
1/7	at George Mason	aL	58-61
1/12	UNCW	hW	75-61
1/14	Towson	hW	57-42
1/18	at Northeastern	aL	57-60
1/21	at Delaware	(2OT) aL	74-77
1/23	James Madison	hW	74-58
1/25	at Drexel	aL	46-68
1/28	VCU	hL	58-59
2/1	at UNCW	aW	68-53
2/4	at Hofstra	aW	59-43
2/8	Northeastern	hW	61-59
2/11	Delaware	(OT) hL	77-80
2/14	at James Madison	aW	67-64
2/18	UTSA (2)	hW	82-71
2/22	Old Dominion	(OT) hL	60-65
2/25	at William & Mary	aW	64-60
3/2	Hofstra (CAA)	nW	85-60
3/3	George Mason (CAA)	nL	59-61
3/13	Tennessee Tech (CIT)	hW	74-43
3/17	at Mercer (CIT)	aL	59-64

1-World Vision Classic, Seattle, Wash.

2-ESPN Bracketbusters

CAA Tournament: Richmond (Va.) Coliseum

2012-13 (15-16, 10-8 CAA)

Head Coach: Ron Hunter

11/9	at Duke	aL	55-74
11/13	at BYU (1)	aL	62-80
11/19	Monmouth (2)	hW	62-49
11/20	Tennessee State (2)	hW	59-57
11/21	South Alabama (2)	aW	75-73
11/26	East Carolina	hL	53-62
11/30	Louisiana Tech	hL	68-86
12/2	at Liberty	aW	67-66
12/8	Southern Poly	hW	86-58
12/15	at Troy	aL	56-57
12/18	Southern Miss	hL	67-69
12/22	at Rhode Island	aL	60-65
12/29	at Georgia Southern	(OT) aL	64-68
1/2	Drexel	hL	60-77
1/5	James Madison	hW	68-52
1/7	at Hofstra	aL	50-52
1/12	Delaware	hL	83-86
1/16	William & Mary	hW	74-58
1/19	at Old Dominion	aW	69-54
1/21	at Towson	aW	71-69
1/23	UNCW	hW	81-63
1/26	at Drexel	aL	57-68
1/30	at Northeastern	aW	78-73

2/2	Old Dominion	hW	83-63
2/6	at UNCW	aL	72-76
2/9	Towson	(OT) hL	82-90
2/13	Hofstra	hW	61-43
2/16	at George Mason	aW	78-60
2/18	at William & Mary	aL	63-75
2/23	at James Madison	aW	66-62
2/27	Northeastern	(OT) hL	84-90

1-Coaches vs. Cancer Classic, Provo, Utah

2-Coaches vs. Cancer Classic, Atlanta, Ga.

GEORGIA STATE RE-JOINED THE SUN BELT IN 2013-14

2013-14 (25-9, 17-1 SUN BELT)

Head Coach: Ron Hunter

**SUN BELT CHAMPIONS (Regular Season)
NATIONAL INVITATION TOURNAMENT**

11/9	Southern Poly	hW	97-78
11/12	at Vanderbilt	aL	80-86
11/18	vs. McNeese State (1)	nW	96-70
11/19	at Alabama (1)	aL	58-75
11/25	vs. Canisius (2)	nL	71-79
11/26	at Elon (2)	aL	85-90
11/30	at FIU	aL	60-61
12/4	Young Harris	hW	71-54
12/7	at Southern Miss	(OT) aL	65-75
12/14	Old Dominion	hW	79-73
12/20	Georgia Southern	hW	73-61
12/22	at UTSA	aW	99-68
12/29	at East Carolina	aW	89-82
1/2	Troy	hW	81-72
1/4	at South Alabama	aW	73-63
1/9	at Western Kentucky	aW	77-54
1/16	Arkansas State	hW	73-72
1/18	UALR	hW	99-73
1/23	at UL Lafayette	aW	77-70
1/25	at UL Monroe	aW	66-58
2/1	UT Arlington	(OT) hW	101-91
2/3	South Alabama	hW	85-65
2/6	at UALR	aW	68-57
2/15	at Troy	aL	81-85
2/17	Texas State	hW	68-41
2/20	UL Monroe	hW	75-60
2/22	UL Lafayette	hW	80-77
2/27	at UT Arlington	aW	77-49
3/1	at Texas State	aW	66-55
3/4	at Arkansas State	(OT) aW	79-76
3/8	Western Kentucky	hW	73-55
3/15	vs. Arkansas State (3)	nW	72-45
3/16	vs. UL Lafayette (3)	(OT) nL	81-82
3/18	at Clemson (4)	aL	66-78

1-NIT Season Tipoff, Tuscaloosa, Ala.

2-NIT Season Tipoff, Elon, N.C.

3-Sun Belt Conference Tournament, New Orleans, La.

4-Postseason NIT, Clemson, S.C.

2014-15 (25-10, 15-5 SUN BELT)

Head Coach: Ron Hunter

SUN BELT CHAMPIONS

(Regular Season and Tournament)

NCAA Third Round

11/14	Tennessee Temple	hW	115-55
11/17	at Iowa State (1)	aL	58-81
11/21	at Colorado State	aL	70-80
11/24	vs. Chicago State (2)	nW	69-46
11/25	vs. Western Carolina (2)	nW	85-70
11/26	at Oakland (2)	aW	83-78
11/29	at IUPUI	aW	66-63
12/4	Green Bay	hW	72-48
12/17	at Old Dominion	(OT) aL	54-58
12/21	Southern Miss	hW	68-55
12/27	at Green Bay	aL	61-78
12/30	UL Monroe	hW	65-45
1/3	UALR	hW	82-69
1/5	Texas State	(2OT) hL	74-77
1/8	at UL Lafayette	aL	80-84
1/10	Troy	hW	77-72
1/15	UT Arlington	hW	83-62
1/17	at Appalachian State	aL	69-74
1/19	at Arkansas State	aW	60-54
1/24	UL Lafayette	hW	75-64
1/29	at UL Arlington	aW	88-74
1/31	Arkansas State	hW	74-43
2/5	at Georgia Southern	aL	54-58
2/7	at South Alabama	aW	65-54
2/14	at Texas State	aW	53-41
2/19	South Alabama	hW	79-51
2/21	Appalachian State	hW	87-43
2/26	at UALR	aL	83-92
2/28	at Troy	aW	75-64
3/5	at UL Monroe	aW	58-50
3/7	Georgia Southern	hW	72-55
3/14	vs. UL Lafayette (3)	nW	83-79
3/15	vs. Georgia Southern (3)	nW	38-36
3/19	vs. Baylor (4)	nW	57-56
3/21	vs. Xavier (4)	nL	67-75

1-CBE Hall of Fame Classic, Ames, Iowa

2-CBE Hall of Fame Classic, Rochester, Mich.

3-Sun Belt Conference Tournament, New Orleans, La.

4-NCAA West Regional, Jacksonville, Fla.



2015-16 (16-14, 9-11 SUN BELT)

Head Coach: Ron Hunter

11/13	Middle Georgia State	hW	73-54
11/19	Emmanuel College	hW	77-58
11/25	at Ole Miss	aL	59-68
11/27	IUPUI	(OT) hW	78-72
12/1	at UAB	aL	57-64
12/4	at Wright State	aW	59-46
12/12	Old Dominion	hW	68-64
12/19	at Southern Miss	aW	66-46
12/22	Middle Tennessee	hW	64-62
12/30	at UT Arlington	aL	70-85
1/2	at Texas State	aW	58-46
1/7	Troy	hW	72-68
1/9	South Alabama	hW	70-55
1/14	UL Monroe	hW	65-51
1/16	UL Lafayette	hL	54-87
1/19	Georgia Southern	(OT) hW	69-66
1/21	at Appalachian State	aL	67-76
1/28	at Arkansas State	(OT) aL	69-75
1/30	at Little Rock	aL	53-63
2/4	Texas State	hW	59-56
2/6	UT Arlington	hL	69-90
2/11	at South Alabama	(OT) aL	78-79
2/13	at Troy	aL	53-54
2/18	Little Rock	hL	49-57
2/20	Arkansas State	hW	69-61
2/23	at Georgia Southern	aL	52-54
2/27	Appalachian State	hW	83-70
3/3	at UL Lafayette	aW	72-69
3/5	at UL Monroe	aL	78-91
3/10	vs. Texas State (1)	nL	61-63

1-Sun Belt Conference Tournament, New Orleans, La.

2016-17 (20-13, 12-6 SUN BELT)

Head Coach: Ron Hunter

11/11	Thomas	hW	111-69
11/14	at Auburn (1)	aL	65-83
11/18	at Purdue (2)	aL	56-64
11/22	vs. NJIT (3)	nW	74-53
11/23	vs. Eastern Kentucky (3)	nW	82-65
11/30	Wright State	hW	81-74
12/4	at Mississippi State	aL	60-82
12/10	Georgia Southwestern	hW	83-52
12/14	Alabama A&M	hW	94-79
12/18	at Old Dominion	aL	46-58
12/21	at Middle Tennessee	aW	64-56
12/28	Massachusetts	hL	65-75
12/31	at Georgia Southern	aL	88-65
1/7	South Alabama	hW	78-77
1/9	Troy	hL	77-80
1/14	at UL Monroe	(OT) aW	73-65
1/16	at Louisiana	aW	101-86
1/21	Coastal Carolina	hW	76-56
1/23	Appalachian State	hW	83-72
1/28	at Troy	aW	78-72
1/30	at South Alabama	aW	83-80
2/4	Louisiana	hW	85-82
2/6	UL Monroe	hW	69-55
2/11	at Appalachian State	aL	72-77
2/13	at Coastal Carolina	aL	64-65
2/18	UT Arlington	hL	67-68
2/20	Texas State	hW	67-51
2/25	at Little Rock	aW	67-51
2/27	at Arkansas State	aL	67-78
3/4	Georgia Southern	hW	72-67
3/10	vs. Louisiana (4)	nW	86-76
3/11	vs. Troy (4)	nL	63-74
3/15	at Texas A&M-CC (5)	aL	64-88

1-Cancun Challenge, Auburn, Ala.

2-Cancun Challenge, West Lafayette, Ind.

3-Cancun Challenge, Cancun, Mexico

4-Sun Belt Conference Tournament, New Orleans, La.

5-CollegeInsider.com Postseason Tournament

Corpus Christi, Texas

Exhibition Games since 2001

11/10/01	Clark Atlanta	hW	88-72
11/12/01	Life	hW	128-79
11/2/02	West Georgia	hW	77-76
11/19/02	Georgia College	hW	75-60
11/7/03	USC Aiken	hW	89-58
11/13/03	Clark Atlanta	hW	111-78
11/5/04	Augusta State	hW	65-52
11/13/04	North Alabama	hL	83-85
11/2/05	Georgia Southwestern	hW	105-61
11/11/05	USC Aiken	hW	89-64
11/7/06	Clark Atlanta	hW	68-49
11/6/07	Clark Atlanta	hW	94-62
10/30/08	Oglethorpe	hW	85-80
11/6/08	Clark Atlanta	hW	94-62
11/6/09	Shorter	hW	72-68
11/11/10	Clark Atlanta	hL	53-56
10/31/11	Southern Poly	hW	90-65
11/5/11	Oglethorpe	hW	90-49
10/29/12	Life	hW	85-62
11/4/12	Albany State	hW	80-60
10/28/13	Shorter	hW	90-60
11/4/13	Fort Valley State	hW	94-38
11/3/14	Georgia College	hW	83-61
11/10/14	Shorter	hW	89-58
11/9/15	Oglethorpe	hW	85-34
11/4/16	USC Aiken	hW	92-79
11/7/16	Point	hW	97-44



SUN BELT CHAMPS: In its first season back in the Sun Belt, Georgia State went 17-1 during the regular season to run away with the conference title and celebrated following the final game of the regular season on its home court.



Record in All Overtime Games: 34-46

Record in Double Overtime Games: 5-5

Most Overtime Games in a Season: 5 in 2002-03 and 2010-11

1971-72	LSU-New Orleans	W	105-103	11/14/08	Bowling Green	L	76-77
1972-73	LSU-New Orleans	L	72-75	11/22/08	Jacksonville State	L	73-80
1972-73	Georgia Southern	W	97-96	2/11/09	Towson	L	72-82
1973-74	Birmingham Southern	(2) W	79-71	11/22/09	IUPUI	L	56-67
1973-74	Nebraska	L	75-78	1/23/10	Delaware	L	74-76
1976-77	Clark Atlanta	W	68-66	2/13/10	Towson	L	69-74
1976-77	Rider	(2) W	104-99	11/27/10	Samford	L	61-70
1976-77	Samford	W	95-94	11/30/10	Hampton	L	56-60
1976-77	South Alabama (SBC)	W	82-81	12/22/10	Georgia Southern	L	72-74
1977-78	VCU	L	69-71	2/2/11	UNC Wilmington	W	63-58
1977-78	Gannon	L	76-80	2/12/11	Northeastern	W	74-71
1977-78	South Florida	(2) W	92-84	1/21/12	at Delaware	(2) L	74-77
1978-79	South Alabama	L	70-84	2/11/12	Delaware	L	77-80
1978-79	Morris Brown	L	90-92	2/22/12	Old Dominion	L	60-65
2/16/85	Samford	(2) L	77-79	12/29/12	at Georgia Southern	L	64-68
12/16/85	Valdosta State	W	103-99	2/9/13	Towson	L	82-90
1/2/86	Houston Baptist	W	71-70	2/27/13	Northeastern	L	84-90
1/18/86	Samford	W	74-73	12/7/13	at Southern Miss	L	65-75
1/19/87	Arkansas-Little Rock	L	86-89	2/1/14	UT Arlington	W	101-91
1/16/88	Centenary	W	104-91	3/4/14	Arkansas State	W	79-76
12/17/88	Mercer	L	89-90	3/16/14	vs. UL Lafayette (SBC)	L	81-82
2/8/90	Hardin-Simmons	L	92-93	12/17/14	at Old Dominion	L	54-58
12/8/90	Stephen F. Austin	W	65-60	1/5/15	Texas State	(2) L	74-77
1/5/91	Stephen F. Austin	W	73-66	11/27/15	IUPUI	W	78-72
2/14/91	Georgia Southern	W	90-86	1/19/16	Georgia Southern	W	69-66
12/19/91	Mercer	W	79-78	1/28/16	at Arkansas State	L	69-75
12/21/91	UCF	L	94-95	2/11/16	at South Alabama	L	78-79
12/28/91	Mount St. Mary's	L	92-97	1/14/17	UL Monroe	W	69-55
2/4/92	Faulkner	W	108-101				
1/14/93	Florida International	L	68-69				
1/13/97	Stetson	W	57-52				
1/18/97	Samford	W	58-55				
1/30/07	Centenary	W	96-86				
2/18/97	Jacksonville State	L	79-82				
1/4/99	Florida Atlantic	L	90-97				
1/7/02	UCF	W	92-84				
2/2/02	Jacksonville	W	81-75				
12/5/02	Alabama State	L	77-82				
1/20/03	Belmont	(2) W	69-66				
1/25/03	UCF	(2) L	74-81				
2/15/03	Samford	(2) L	74-78				
2/21/03	Jacksonville State	L	76-78				
2/1/04	Stetson	L	65-66				
2/28/04	Belmont	W	72-70				
1/8/05	Lipscomb	L	57-59				
12/2/04	Jacksonville	L	75-78				
1/28/06	VCU	L	68-79				
3/4/06	George Mason (CAA)	L	56-61				
1/6/07	Towson	(2) W	87-81				
1/13/07	UNC Wilmington	W	59-54				
12/15/07	UTSA	W	76-71				
2/6/08	VCU	L	60-65				



Alabama 0-2

12/17/05.....	A	L	58-85
11/19/13 (1)	A	L	58-75

1-NIT Season Tipoff

Alabama A&M 3-0

2/7/00.....	H	W	69-64
11/25/00.....	A	W	82-73
12/14/16.....	H	W	94-79

Alabama State 4-2

1/2/93.....	H	W	91-74
12/8/93.....	A	L	59-80
12/5/02.....	OT...H	L	77-82
12/30/05.....	A	W	66-49
11/21/06.....	H	W	70-59
12/16/06.....	A	W	64-56

Albany State 1-0

1976-77.....	N	W	90-75
11/4/12 (Exh.).....	H	W	80-60

Alcorn State 0-1

12/29/82.....	N	L	74-83
---------------	---	---	-------

Anderson (S.C.) 1-0

11/21/03.....	H	W	79-62
---------------	---	---	-------

Appalachian State 3-5

H: 3-1 • A: 0-4 • N: 0-0 • SBC: 3-3

12/12/88.....	H	L	84-86
12/2/89.....	A	L	69-110
1/17/15.....	A	L	69-74
2/21/15.....	H	W	87-43
1/21/16.....	A	L	67-76
2/27/16.....	H	W	83-70
1/23/17.....	H	W	83-72
2/11/17.....	A	L	72-77

Arkansas 0-2

1972-73.....	N	L	39-70
3/15/91 (1).....	N	L	76-117

1-NCAA First Round, Atlanta, Ga.

Arkansas State 7-3

H: 4-1 • A: 3-2 • N: 1-0 • SBC: 6-2

12/9/95.....	A	W	72-57
12/19/95.....	H	L	67-74
1/16/14.....	H	W	73-72
3/4/14.....	ot...A	W	79-76
3/15/14 *	N	W	72-45
1/19/15.....	A	W	60-54
1/31/15.....	H	W	74-43
1/29/16.....	ot...A	L	69-75
2/20/16.....	H	W	69-61
2/27/17.....	A	L	67-78

** Conference Tournament*

Armstrong State 4-3

1966-67.....	W	86-76
1966-67.....	L	104-105
1967-68.....	W	78-70
1967-68.....	L	69-73
1/22/83.....	H	W 75-69
11/25/85.....	H	L 59-68
12/6/88.....	H	W 83-64

Auburn 1-6

11/29/88.....	A	L	70-74
2/5/90.....	H	L	66-79
11/26/90.....	A	L	65-83
12/7/96.....	A	L	48-66
11/26/02.....	A	L	71-100
12/22/03.....	A	W	77-72
11/14/16 (1)	A	L	65-83

1-Cancun Challenge (Auburn, Ala.)

Augusta State 4-6

Formerly Augusta College

1966-67.....	L	65-67
1967-68.....	L	72-84
1967-68.....	L	65-92
12/17/84.....	H W	73-69
1/16/85.....	A L	69-85
12/11/85.....	A W	79-76
1/15/86.....	H L	78-80
12/30/89.....	A L	67-75
12/13/90.....	H W	72-71
12/10/97.....	H W	93-64
11/5/04 (Exh.).....	H W	65-52

Austin Peay 1-3

1978-79.....	H	W	69-64
1980-81.....	A	L	41-65
1983-84.....		L	62-79
1983-84.....		L	49-68

Ball State 0-1

12/21/84.....	A	L	58-115
---------------	---	---	--------

Baylor 1-0

3/19/15 (1).....	N	W	57-56
------------------	---	---	-------

1-NCAA Second Rd., Jacksonville, Fla.

Bowling Green 0-1

11/14/08 (1)OT...N	L	76-77
--------------------------	---	-------

1-NABC Classic (Williams Arena, Minneapolis, Minn.)

Belmont 5-6

12/1/01.....	A	L	59-68
2/21/02.....	H	W	71-69
2/28/02 *	A	W	82-79
1/20/03.....	2OT...A	W	69-66
2/13/03.....	H	L	57-72
3/6/03 *	N	W	76-58
12/4/03.....	H	L	58-76
2/28/04.....	OT...A	W	72-70
1/10/05.....	A	L	46-59
2/11/05.....	H	L	59-69
3/3/05 *	A	L	61-67

** Conference Tournament*

Berry 1-0

12/5/89.....	H	W	76-75
--------------	---	---	-------

Bethune Cookman 0-1

12/29/07.....	H	L	56-60
---------------	---	---	-------

Birmingham Southern 8-16

1963-64.....	L	66-76
1963-64.....	L	73-90
1/23/65.....	H L	76-97

2/10/65.....	A	W	88-78
1/8/66.....	A	L	67-80
1/27/66.....	H	L	76-86
1966-67.....		L	85-93
1966-67.....		L	68-78
1967-68.....		L	73-91
1967-68.....		L	72-87
1/21/69.....		W	81-64
2/22/69.....		L	79-85
1/7/70.....	H	W	80-64
2/10/70.....	A	L	72-79
1970-71.....		L	58-64
1970-71.....		W	68-67
1971-72.....		L	87-99
1971-72.....		W	92-76
1972-73.....		L	56-70
1972-73.....		L	44-56
1973-74.....	2OT.....	W	79-71
1973-74.....		L	58-83
1/8/75.....	A	W	68-53
1/11/75.....	H	W	99-71

Boise State 0-1

12/19/92.....	A	L	64-75
---------------	---	---	-------

Bradley 1-1

12/4/99.....	A	L	73-89
11/29/00.....	H	W	67-54

Buffalo 0-2

1971-72.....	L	69-98
1972-73.....	L	63-85

Butler 1-1

1/2/91.....	H	L	96-106
1/6/92.....	A	L	82-86

BYU 0-1

11/13/12 (1)	A	L	62-80
--------------------	---	---	-------

1-Coaches vs. Cancer Classic

Canisius 0-1

11/25/13 (1)	N	L	71-79
--------------------	---	---	-------

1-NIT Season Tipoff (Elon, N.C.)

Cal-Irvine 1-0

11/25/88.....	A	W	109-84
---------------	---	---	--------

Campbell 15-4

2/4/95.....	H	W	77-66
2/11/95.....	A	W	82-64
1/4/96.....	A	L	57-60
1/2/97.....	H	L	64-65
1/31/98.....	A	W	82-58
1/14/99.....	H	W	87-64
2/19/99.....	A	L	73-80
1/4/00.....	H	L	64-69
2/12/00.....	A	W	66-64
1/2/01.....	A	W	77-67
2/10/01.....	H	W	95-67
12/12/01.....	H	W	85-71
1/23/02.....	A	W	81-64
1/6/03.....	H	W	92-59
2/27/03.....	A	W	88-72
1/8/04.....	H	W	89-68
2/14/04.....	A	W	90-67
1/15/05.....	H	W	92-68
2/5/05.....	A	W	78-73

Carver Bible 1-0

11/17/09.....	H	W	77-53
---------------	---	---	-------

Centenary 13-18

1/5/85.....	A	L	63-88
2/2/85.....	H	L	72-76
1/25/86.....	H	L	90-98
2/22/86.....	A	L	88-92
1/10/87.....	H	L	75-76
2/14/87.....	A	W	95-90
1/16/88.....	OT...H	W	104-91
2/20/88.....	A	L	95-104
1/21/89.....	A	L	88-114
2/16/89.....	H	W	82-75
12/14/89.....	A	L	87-98
3/1/90.....	H	L	94-110
3/6/90.....	N	L	91-102
2/2/91.....	A	L	74-79
3/2/91.....	H	W	99-80
2/1/92.....	H	L	81-82
2/1/92.....	A	W	90-77
3/6/92 *	H	W	84-69
1/30/93.....	A	L	107-111
2/27/93.....	A	W	97-80
1/13/94.....	A	L	79-85
2/12/94.....	H	W	88-86
1/9/95.....	A	W	66-65
2/23/95.....	OT...H	L	82-84
2/10/96.....	A	L	76-79
2/19/96.....	H	W	74-58
2/1/97.....	OT...A	W	96-86
2/8/97.....	H	W	74-61
1/17/98.....	A	L	69-75
2/12/98.....	H	W	88-70
2/8/99.....	A	L	67-69

** Conference Tournament*

Central Michigan 1-1

12/18/99.....	H	W	74-66
11/24/01.....	A	L	52-76

Chattanooga 11-17

1966-67.....	L	54-58
1967-68.....	L	53-84
1967-68.....	L	68-75
2/10/69.....	L	66-98
2/25/69.....	L	71-85
2/28/70.....	A	L 70-81
1970-71.....	L	71-84
1970-71.....	L	76-84
1971-72.....	L	104-108
1971-72.....	L	85-103
1972-73.....	L	67-75
1972-73.....	L	67-75
1973-74.....	L	92-112
1973-74.....	L	64-78
2/15/75.....	A	L 80-98
3/3/75.....	H	L 74-94
12/9/89.....	A	L 62-72
12/30/10 (1)	A	W 81-76

1-Dr Pepper Classic

Formerly UT Chattanooga

College of Charleston 4-11

1963-64.....	W	80-60
12/10/69.....	H W	102-78
2/2/70.....	A W	91-83
1/9/93.....	H W	60-50
2/6/93.....	A L	63-88
1/31/94.....	H L	76-85



2/26/94.....	A	L	71-76
2/2/95.....	H	L	77-83
2/9/95.....	A	L	58-90
1/6/96.....	A	L	78-91
1/4/97.....	H	L	63-88
2/2/98.....	A	L	52-79
12/22/01.....	N	L	63-70
2/18/06.....	A	L	75-83
11/11/06.....	H	L	66-72

Charleston Southern 4-8

Formerly Baptist

1/31/70.....	A	L	66-85
2/21/70.....	H	L	78-91
1971-72.....		W	71-58
1972-73.....		L	59-71
1/9/82.....	H	L	54-55
1/25/82.....	A	L	58-63
1/29/83.....	H	W	91-77
2/11/83.....	A	L	79-97
1983-84.....		L	59-70
1983-84.....		W	88-82
11/27/01.....	H	W	67-56
12/28/02.....	A	L	75-80

Charlotte 2-26

Formerly UNC Charlotte

1/21/70.....	H	W	55-51
1970-71.....		L	65-90
1971-72.....		W	71-62
1971-72.....		L	59-85
1972-73.....		L	59-70
1972-73.....		L	55-77
1973-74.....		L	61-99
1973-74.....		L	69-97
1/25/75.....	A	L	49-57
2/10/75.....	H	L	49-75
1975-76.....		L	67-80
1975-76.....		L	64-99
1977-78.....	H	L	47-59
1977-78.....	A	L	71-83
1978-79.....	H	L	69-90
1978-79.....	A	L	60-85
1978-79 *	N	L	57-71
1/12/80.....	H	L	69-72
1/22/80.....	A	L	73-88
1980-81.....	A	L	64-66
1980-81.....	H	L	75-97
1/18/82.....	H	L	74-112
2/13/82.....	A	L	67-87
2/19/86.....	A	L	78-81
12/9/87.....	H	L	70-89
12/11/04.....	A	L	72-77
11/26/05.....	H	L	68-73
11/25/06.....	A	L	63-72

* Conference Tournament

Chicago State 1-0

11/24/14 (1)	N	W	69-46
--------------------	---	---	-------

1-CBE Hall of Fame Classic (Athletics Center Orena, Rochester, Mich.)

The Citadel 1-7

1973-74.....		L	55-58
1972-73.....		L	59-73
1/6/82.....	H	L	62-70
2/10/83.....	A	L	63-79
1983-84.....		L	67-72
12/1/84.....	A	L	72-93
11/24/90.....	H	W	85-61

1/23/91.....	A	L	78-86
--------------	---	---	-------

Clark-Atlanta 5-1

1975-76.....	H	W	84-64
1975-76.....	A	W	87-59
1976-77.....	OT.....	H	W 68-66
1976-77.....		A	L 59-83
11/26/91.....	H	W	108-97
1/19/93.....	H	W	94-79
11/10/01 (Exh.).....	H	W	88-72
11/13/03 (Exh.).....	H	W	111-78
11/5/06 (Exh.) *	H	W	68-49
11/06/07 (Exh.).....	H	W	94-62
11/06/08 (Exh.).....	H	W	66-61

* Georgia Dome

Exhibition results not included in overall record

Clemson 0-5

12/18/85.....	A	L	60-100
11/28/86.....	A	L	91-108
1/15/90.....	A	L	59-117
12/31/06.....	A	L	57-67
3/18/14 (1).....	A	L	66-78

1-Postseason NIT

Clinch Valley 1-0

1980-81.....	H	W	74-60
--------------	---	---	-------

Coastal Carolina 1-3

H: 1-1 • A: 0-2 • N: 0-0 • SBC: 1-1			
12/22/07.....	A	L	68-79
12/20/08.....	H	L	52-69
1/21/17.....	H	W	76-56
2/13/17.....	A	L	64-65

Colorado State 0-1

11/21/14.....	A	L	70-80
---------------	---	---	-------

Concordia-St. Paul 1-0

11/15/08 (1)	N	W	67-63
--------------------	---	---	-------

1-NABC Classic (Williams Arena, Minneapolis, Minn.)

Coppin State 0-1

12/3/98.....	N	L	56-66
--------------	---	---	-------

Cornell 1-0

11/30/85.....	N	W	79-77
---------------	---	---	-------

Corpus Christi 0-1

1972-73.....		L	67-74
--------------	--	---	-------

Covenant 1-0

12/11/96.....	H	W	82-72
---------------	---	---	-------

Creighton 0-2

12/1/99.....	H	L	54-58
12/9/00.....	A	L	74-81

Cal State-Northridge 0-1

12/23/00.....	N	W	97-88
---------------	---	---	-------

Delaware 5-7

11/22/05.....	H	W	99-72
1/17/07.....	A	W	61-44
1/26/08.....	A	W	54-53
2/13/08.....	H	L	48-51
1/24/09.....	A	L	48-60
2/14/09.....	H	W	70-67
3/6/09 *	N	W	54-41
1/23/10.....	OT.....	A	L 74-76
1/22/11.....	H	L	62-64
1/21/12.....	2OT.....	A	L 74-77
2/11/12.....	OT.....	H	L 77-80
1/12/13.....	H	L	83-86

* CAA Tournament

Delaware State 0-1

12/29/81.....	N	L	63-70
---------------	---	---	-------

Delta State 1-2

1971-72.....		L	78-81
1971-72.....		L	86-88
12/7/04.....	H	W	88-68

Detroit 1-3

1/21/92.....	H	W	85-74
12/8/91.....	A	L	86-100
12/18/97.....	H	L	64-74
11/27/99.....	A	L	65-79

Drake 0-1

11/20/09 (1)	N	L	58-65
--------------------	---	---	-------

1-Glenn Wilkes Classic (Ocean Center, Daytona Beach, Fla.)

Drexel 3-12

1/7/83.....	N	L	58-73
11/29/86.....	N	L	89-98
12/27/91.....	A	W	75-59
1/19/06.....	A	L	57-73
1/3/07.....	H	L	55-61
1/16/08.....	A	L	51-58
1/30/08.....	H	W	64-58
1/10/09.....	H	L	50-53
1/28/09.....	A	L	47-64
1/4/10.....	H	L	57-72
1/24/11.....	A	L	33-57
1/2/12.....	H	W	58-44
1/25/12.....	A	L	46-68
1/2/13.....	H	L	60-77
1/26/13.....	A	L	57-68

Duke 0-1

11/9/12.....	A	L	55-75
--------------	---	---	-------

East Carolina 1-2

12/17/74.....	A	L	79-88
11/26/12.....	H	L	53-62
12/29/13.....	A	W	89-82

East Tennessee State 1-3

1973-74.....		L	56-68
1973-74.....		L	84-95
2/18/85.....	A	L	80-91
12/21/85.....	H	W	89-85

Eastern Kentucky 1-1

12/30/97.....	H	L	59-68
12/30/98.....	A	W	61-56
11/23/16 (1)	N	W	82-65

1-Cancun Challenge (Cancun, Mex.)

Eastern Michigan 2-0

2/21/09.....	A	W	63-58
12/19/09.....	H	W	66-65

Edinboro 0-1

1977-78.....	A	L	70-73
--------------	---	---	-------

Elon 1-2

2/17/07.....	H	W	63-53
11/17/07.....	A	L	49-71
11/26/13 (1)	A	L	85-90

1-NIT Season Tipoff

Emmanuel College 0-0

11/19/15 (Exh.).....	H	W	77-58
----------------------	---	---	-------

Ersine 0-8

1963-64.....		L	52-93
1963-64.....		L	51-59
1/5/65.....	A	L	63-91
1/30/65.....	H	L	61-85
1/3/66.....	H	L	50-89
1/18/66.....	A	L	40-67
1966-67.....		L	77-86
1966-67.....		L	55-96

Evansville 0-2

1983-84.....		L	65-84
12/17/87.....	A	L	67-88

Fairleigh Dickinson 1-1

1/13/75.....	H	W	55-52
1975-76.....		L	64-72

Faulkner 1-0

2/4/92.....	OT.....	H	W108-101
-------------	---------	---	----------

Florida A&M 3-4

12/10/82.....	N	W	85-71
1983-84.....		W	72-59
1983-84.....		L	85-91
12/5/90.....	A	L	71-76
2/19/91.....	H	L	94-96
12/13/09.....	A	L	58-60
12/18/10.....	H	W	76-67

Florida Atlantic 18-7

2/17/93.....	H	W	89-70
1/22/94.....	H	W	92-57
2/20/94.....	A	L	76-78
1/4/95.....	A	L	61-65
1/30/95.....	H	W	82-63
1/13/96.....	H	W	62-60
1/11/97.....	A	L	67-81
1/10/98.....	A	W	77-54
1/2/99.....	OT.....	A	L 90-97
1/7/99.....	H	W	87-70
1/15/00.....	A	W	89-67
2/24/00.....	H	W	86-62
3/2/00 *	A	W	77-54
1/11/01.....	H	W	96-77



2/24/01.....	A	W	88-79
3/1/01 *	H	W	96-57
1/5/02.....	A	L	77-90
2/8/02.....	H	W	76-71
3/3/02 *	N	L	75-76
1/23/03.....	H	W	66-64
1/5/04.....	A	W	79-76
2/19/04.....	H	W	90-76
1/5/05.....	H	W	75-73
2/17/05.....	A	W	80-76
11/14/12 (1)	N	L	77-84

* Conference Tournament

1-World Vision Classic, Seattle, Wa.

Florida International 8-9

12/20/89.....	A	L	72-78
12/3/90.....	H	W	99-82
1/13/92.....	A	L	81-91
2/13/92.....	H	W	88-57
1/14/93.....	OT	H	68-69
2/11/93.....	A	W	61-60
1/20/94.....	H	L	61-67
2/19/94.....	A	W	68-59
1/2/95.....	A	L	64-75
1/14/95.....	H	W	81-66
1/11/96.....	H	W	75-68
1/9/97.....	A	L	59-73
2/27/97.....	A	L	57-70
1/8/98.....	H	W	95-93
2/27/98 *	N	L	80-82
12/1/11.....	H	W	73-47
11/30/13.....	A	L	60-61

* Conference Tournament

Florida Presbyterian 0-3

1963-64.....	L	60-81
1963-64.....	L	49-81
12/17/64.....	A L	72-87

Florida Southern 4-19

1963-64.....		L	64-81
12/14/64.....	A	L	65-96
12/13/65.....	A	L	52-90
1/12/66.....	H	L	49-62
1966-67.....		L	64-72
1966-67.....		L	72-81
1967-68.....		L	67-86
1967-68.....		L	74-87
12/14/68.....		L	56-76
1/4/69.....		W	69-62
12/13/69.....	A	W	70-52
1970-71.....		L	76-97
1970-71.....		L	75-81
1971-72.....		L	88-89
1971-72.....		L	80-111
1972-73.....		L	57-73
1972-73.....		W	57-54
1973-74.....		L	79-82
1973-74.....		L	72-105
12/10/74.....	A	L	66-78
1/31/75.....	H	W	80-63
12/1/79.....	H	L	64-77
1980-81.....	A	L	70-82

Florida State 0-7

2/13/75.....	A	L	72-81
1/31/76.....	H	L	58-66
2/21/76.....	A	L	70-92
12/7/06.....	H	L	55-87
11/20/07.....	A	L	48-78

12/13/08.....	H	L	57-62
12/15/09.....	A	L	55-62

Florida Tech 5-2

12/16/68.....	W	92-80
2/15/69.....	W	109-92
1971-72.....	W	99-78
11/29/74.....	H	W 66-63
1975-76.....	W	73-71
1976-77.....	A	L 74-91
1976-77.....	H	L 68-74

Fort Valley State 2-0

12/7/85.....	H	W	89-67
11/25/89.....	H	W	122-106
11/4/13 (Exh.)	H	W	94-38

Fresno State 0-2

2/7/99.....	A	L	62-83
11/19/99.....	H	L	64-74

Furman 2-1

2/3/70.....	A	L	63-79
12/4/02.....	H	W	70-64
1/2/03.....	A	W	73-62

Gannon 0-1

1977-78.....	OT	A	L	76-80
--------------	----	---	---	-------

Gardner-Webb 5-1

1/4/03.....	H	W	56-53
3/1/03.....	A	W	64-58
1/11/04.....	H	W	92-64
2/12/04.....	A	W	72-60
1/17/05.....	H	L	74-83
2/3/05.....	A	W	70-68

George Mason 3-10

12/2/05.....	H	L	51-81	
3/4/06 *.....	OT	N	L	56-61
2/20/07.....	A	L	54-60	
1/2/08.....	H	W	66-64	
1/5/09.....	A	L	52-58	
1/13/10.....	A	L	49-52	
2/3/10.....	H	W	61-57	
1/15/11.....	A	L	51-66	
2/26/11.....	H	L	58-65	
3/5/11*.....	N	L	45-68	
1/7/12.....	A	L	58-61	
3/3/12*.....	N	L	59-61	
2/16/13.....	A	W	78-60	

* CAA Tournament

Georgetown 0-2

11/15/97.....	*A	L	72-89
11/18/98.....	#H	L	68-83

* USAir Arena, Landover, Md.

Georgia Dome, Atlanta, Ga.

Georgia 2-5

11/26/82.....	A	L	62-99
12/15/84.....	A	L	53-89
12/14/85.....	A	L	64-104
11/26/96.....	A	L	47-85
11/17/00.....	A	W	91-79
12/4/01.....	H	W	83-78
12/10/05.....	N	L	61-72

Georgia College 4-0

12/4/82.....	H	W	98-72
1983-84.....	W	W	87-64
12/20/86.....	H	W	98-68
2/23/88.....	H	W	85-79
11/19/02 (Exh.).....	H	W	75-60
11/3/14 (Exh.).....	H	W	83-61

Georgia Southern 18-35

H: 11-10 • A: 6-25 • N: 1-1 • SBC: 4-3

2/19/72.....	A	L	55-103
3/1/72.....	A	L	77-107
2/19/73.....	H	L	62-79
2/24/73.....	OT.....	A	W 97-96
2/20/74.....	A	L	91-126
3/1/74.....	H	L	71-89
12/7/75.....	H	W	69-59
1/16/75.....	A	L	73-82
12/8/75.....	A	W	83-72
2/14/76.....	H	W	107-88
1/15/77.....	H	L	65-83
2/21/77.....	A	L	75-81
11/30/77.....	H	L	73-75
1/9/78.....	A	L	83-88
11/27/78.....	H	L	68-86
1/20/79.....	A	L	79-81
12/8/79.....	A	L	66-70
2/13/80.....	H	W	96-68
12/6/80.....	H	W	81-69
1/14/81.....	A	L	71-80
1/10/85.....	H	L	61-77
2/7/85.....	A	L	50-77
3/2/85.....	A	L	61-109
1/9/86.....	A	L	77-91
2/6/86.....	H	L	62-66
1/3/87.....	H	L	79-85
2/5/87.....	A	W	73-68
1/7/88.....	A	L	60-80
2/11/88.....	H	L	65-73
3/10/88 *	A	L	55-71
1/5/89.....	A	L	93-100
2/2/89.....	H	L	90-95
1/27/90.....	H	L	66-68
2/22/90.....	A	L	66-78
1/17/91.....	H	W	73-72
2/14/91.....	OT.....	A	W 90-86
1/11/92.....	H	L	87-88
2/8/92.....	A	L	84-91
3/11/92 *	A	L	82-95
12/12/95.....	H	W	60-58
12/21/96.....	A	W	68-49
12/22/09.....	H	W	85-65
12/22/10.....	OT.....	A	L 72-74
12/22/11.....	H	W	72-52
12/29/12.....	OT.....	A	L 64-68
12/20/13.....	H	W	73-61
2/5/15.....	A	L	54-58
3/7/15.....	H	W	72-55
3/15/15 *	N	W	38-36
1/19/16.....	OT.....	H	W 69-66
2/23/16.....	A	L	52-54
12/31/16.....	A	L	65-88
3/4/17.....	H	W	72-67

* Conference Tournament

Georgia Southwestern 1-0

11/2/05 (Exh.)	H	W	105-61
12/10/16.....	H	W	83-52

Georgia Tech 2-17

2/17/70.....	A	L	62-101
3/10/73.....	H	W	77-73
2/2/74.....	A	L	61-73
12/13/74.....	A	L	74-80
1/21/76.....	A	W	69-62
1/10/77.....	A	L	54-74
12/3/77.....	A	L	55-82
2/27/82.....	A	L	73-74
1/19/83.....	A	L	60-64
2/3/87.....	A	L	74-98
1/12/88.....	A	L	82-111
1/10/89.....	A	L	86-121
11/24/89.....	A	L	83-108
12/15/91.....	A	L	72-90
12/12/92.....	A	L	79-102
12/4/93.....	A	L	65-95
11/16/06.....	A	L	74-103
12/5/07.....	H	L	67-72
12/17/08.....	A	L	64-84

Gonzaga 0-1

11/25/94.....	A	L	65-90
---------------	---	---	-------

Green Bay 1-1

12/4/14.....	H	W	72-48
12/27/14.....	A	L	61-78

Grambling State 3-1

1978-79.....	N	L	65-69
12/18/93.....	N	W	77-64
12/17/94.....	H	W	103-76
12/22/95.....	A	W	76-66

Hampden-Sydney 1-0

11/27/82.....	H	W	83-59
---------------	---	---	-------

Hampton 0-2

12/3/08.....	H	L	53-62
11/30/10.....	OT...A	L	56-60

Hardin-Simmons 5-7

1/26/85.....	A	L	66-79
2/23/85.....	H	L	59-60
1/4/86.....	H	W	77-76
2/1/86.....	A	L	72-82
1/24/87.....	H	L	82-86
2/18/87.....	A	L	89-103
1/30/88.....	H	W	108-80
3/5/88.....	A	L	88-97
1/14/89.....	H	W	73-63
2/9/89.....	A	W	75-73
1/13/90.....	H	W	55-54
2/8/90.....	OT	A	L 92-93

Hawaii 2-0

12/4/98.....	A	W	72-62
12/21/00.....	A	W	65-64

Hofstra 4-9

1/7/06.....	A	L	53-69
2/9/06.....	H	L	70-76
12/2/06.....	A	L	59-62
1/24/07.....	H	L	63-76
2/9/08.....	A	L	45-57
2/25/09.....	H	W	76-55
2/27/10.....	A	L	74-87
3/5/10 *	N	L	67-68
2/9/11.....	H	L	68-79



2/4/12.....	A	W	59-43
3/2/12*.....	N	W	85-50
1/7/13.....	A	L	50-52
2/13/13.....	H	W	61-43

* CAA Tournament (Richmond, Va.)

Holy Cross 0-1

12/21/89.....	N	L	94-101
---------------	---	---	--------

Houston Baptist 3-9

1978-79.....	N	W	77-72
1/24/85.....	A	L	72-93
2/21/85.....	H	L	68-81
1/2/86.....	OT	H	71-70
1/30/86.....	A	W	66-57
1/8/87.....	H	L	65-73
2/12/87.....	A	L	84-106
3/5/87 *.....	N	L	64-73
1/14/88.....	H	L	66-68
2/18/88.....	A	L	75-84
1/19/89.....	A	L	92-101
2/18/89.....	H	L	84-85

* Conference Tournament

Howard 1-0

11/21/09 (1).....	N	W	57-33
-------------------	---	---	-------

1-Glenn Wilkes Classic (Ocean Center, Daytona Beach, Fla.)

Huntington (Ind.) 1-0

12/4/84.....	H	W	82-77
--------------	---	---	-------

Idaho 0-1

12/18/92.....	N	L	64-70
---------------	---	---	-------

Iowa 0-2

12/12/84.....	A	L	40-89
12/20/06.....	A	L	59-101

Iowa State 0-1

11/17/14 (1).....	A	L	58-81
-------------------	---	---	-------

1-CBE Hall of Fame Classic (Hilton Coliseum, Ames, Iowa)

IUPUI 3-1

11/22/09 (1)	OT	N	L	56-67
11/29/14.....	A	W		66-63
11/27/15.....	OT	H	W	78-72

1-Glenn Wilkes Classic (Ocean Center, Daytona Beach, Fla.)

Jacksonville 12-14

1976-77.....	H	W	85-63
1976-77 *.....	N	L	72-102
1977-78.....	H	L	63-70
1977-78.....	A	L	78-86
1977-78 *.....	N	L	77-82
1978-79.....	A	L	57-80
1978-79.....	H	L	67-74
1/25/80.....	H	L	57-67
3/20/00.....	A	L	47-80
2/23/80 *.....	N	L	59-70
1980-81.....	A	L	67-86
1980-81.....	H	W	52-50
1/28/99.....	H	W	68-54
2/25/99 *.....	N	W	78-56

1/8/00.....	H	W	67-57
2/19/00.....	A	W	68-67
1/8/01.....	A	W	93-82
2/15/01.....	H	W	90-82
1/12/02.....	H	L	72-84
2/2/02.....OT...	A	W	81-75
2/18/03.....	H	W	71-69
1/22/04.....	A	W	66-58
1/30/04.....	H	L	75-77
12/2/04.....OT...	A	L	75-78
2/25/05.....	H	L	67-81
11/28/07.....	A	W	65-60
11/30/09.....	H	W	64-54

* Conference Tournament

Jacksonville State 9-10

12/6/63.....	H	L	49-89
2/8/64.....	A	L	62-116
1/27/96.....	A	L	65-83
2/22/96.....	H	W	82-76
1/25/97.....	H	L	70-75
2/20/97.....	OT...A	L	79-82
1/22/98.....	H	W	77-63
2/21/98.....	A	L	58-63
1/25/99.....	A	W	66-63
2/11/99.....	H	W	73-40
12/7/99.....	A	L	79-81
2/3/00.....	H	W	91-77
1/23/01.....	H	W	76-52
2/3/01.....	A	W	75-58
1/17/02.....	A	L	75-81
1/26/02.....	H	W	80-61
1/11/03.....	A	L	76-89
2/21/03.....	OT...H	L	76-78
2/23/08.....	A	W	85-78
11/22/08.....	OT...H	L	73-80

James Madison 9-5

12/3/76.....	A	L	67-68
1978-79.....	A	W	66-64
2/2/06.....	A	W	77-53
1/20/07.....	H	L	52-59
3/1/08.....	A	L	60-70
2/4/09.....	H	L	69-82
12/5/09.....	A	W	49-44
2/16/10.....	H	W	77-72
12/4/10.....	H	W	64-63
1/13/11.....	A	L	67-79
2/23/12.....	H	W	74-58
2/14/12.....	A	W	67-64
1/5/13.....	H	W	68-52
2/23/13.....	A	W	66-62

Kansas State 0-2

11/29/98.....	A	L	71-78
12/29/99.....	H	L	61-74

Kennesaw State 3-0

12/16/86.....	H	W	98-60
1/4/88.....	H	W	99-96
1/2/89.....	H	W	86-70

Kentucky 0-2

11/26/04.....	A	L	59-77
12/6/05.....	H	L	46-73

LaGrange 1-8

1963-64.....	L	56-84
1963-64.....	L	49-68
1/2/65.....	H L	50-100

1/18/65.....	A	L	62-78
1/5/66.....	A	L	55-82
2/10/66.....	H	L	51-68
1966-67		L	55-65
1966-67		L	81-91
11/27/85.....	H	W	80-68

Liberty 2-0

11/26/11.....	H	W	72-50
12/2/12.....	A	W	67-66

Life University 0-0

11/12/01 (Exh.).....	H	W	128-79
10/29/12 (Exh.).....	H	W	85-62

Lipscomb 3-1

12/6/03.....	H	W	89-81	
2/26/04.....	A	W	82-72	
1/8/05.....	OT	A	L	57-59
2/13/05.....	H	W	86-62	

Little Rock 5-19

H: 2-8 • A: 2-9 • N: 1-2 • SBC: 3-3

12/8/84 (1).....	N	L	68-76
1/3/85.....	A	L	79-89
1/31/85.....	H	L	64-68
1/23/86.....	H	L	78-82
2/24/86.....	A	L	65-86
3/1/86 *	N	L	82-115
1/19/87.....OT	A	L	86-89
2/19/87.....	H	L	54-57
1/21/88.....	A	L	86-92
2/25/88.....	H	L	62-71
1/26/89.....	H	L	91-102
2/25/89.....	A	L	79-107
1/20/90.....	A	L	87-110
2/15/90.....	H	L	57-102
1/10/91.....	A	L	67-75
2/7/91.....	H	L	66-81
3/7/91 *	N	W	80-60
1/18/14.....	H	W	99-73
2/6/14.....	A	W	68-57
1/3/15.....	H	W	82-69
2/26/15.....	A	L	83-92
1/30/16.....	A	L	53-63
2/18/16.....	H	L	49-57
2/25/17.....	A	W	71-54

1-Champion Holiday Classic, Missoula, Mont.

* Conference Tournament

Loch Haven 1-0

1970-71.....	N	W	88-80
--------------	---	---	-------

Long Island 1-0

1976-77.....	A	W	93-81
--------------	---	---	-------

Louisiana 10-5

H: 5-1 • A: 3-3 • N: 2-1 • SBC: 8-3

11/28/04.....	H	W	85-78	
12/20/04.....	A	L	50-67	
11/29/05.....	H	W	76-61	
1/2/06.....	A	L	70-76	
1/23/14.....	A	W	77-70	
2/22/14.....	H	W	80-77	
3/16/14 *	ot.....	N	L	81-82
1/8/15.....	A	L	80-84	
1/24/15.....	H	W	75-64	

3/14/15 *.....	N	W	83-79
1/16/16.....	H	L	54-87
3/3/16.....	A	W	72-69
1/16/17.....	A	W	101-86
2/4/17.....	H	W	85-82
3/10/17 *.....	N	W	86-76

formerly Southwest Louisiana

formerly UL Lafayette

* Conference Tournament

UL Monroe 7-6

H: 4-2 • A: 3-4 • N: 0-0 • SBC: 7-1

2/20/75.....	A	L	79-80	
1975-76.....	L		58-71	
1976-77.....	A	L	66-108	
1977-78.....	H	L	70-81	
1980-81.....	A	L	66-76	
1/25/14.....	A	W	66-58	
2/20/14.....	H	W	76-50	
12/30/14.....	H	W	65-45	
3/5/15.....	A	W	58-50	
1/14/16.....	H	W	65-51	
3/5/16.....	A	L	78-91	
1/14/17.....	OT	A	W	73-65
2/6/17.....	H	W	69-55	
formerly Northeast Louisiana				

formerly Northeast Louisiana

LSU 0-1

12/28/94.....	A	L	70-105
---------------	---	---	--------

Louisiana Tech 0-5

1976-77.....	A	L	69-81
12/10/94.....	A	L	57-70
12/15/94.....	H	L	71-74
2/19/11.....	A	L	45-51
11/30/12.....	H	L	68-86

Loyola-Chicago 1-2

1/4/92.....	A	L	73-94
11/19/97.....	H	W	73-58
12/14/86.....	N	L	98-100

Loyola-New Orleans 0-2

1/10/70.....	A	L	68-84
1971-72.....		L	70-78

Maryland 0-2

11/26/88 (1).....	N	L	62-69
3/17/2001 (2).....	N	L	60-79

1-Freedom Bowl Classic, Irvine, Calif.
2-NCAA Second Round, Boise, Idaho

Massachusetts 0-1

12/28/16.....	H	L	65-74
---------------	---	---	-------

McNeese State 2-2

2/24/75.....	A	L	72-84
11/16/10.....	A	L	62-68
11/18/11.....	H	W	69-50
11/18/13 (1).....	N	W	96-70

1-NIT Season Tipoff (Tuscaloosa, Ala.)

Memphis 0-7

1/2/75.....	A	L	76-102
.....	A	L	87-111
12/13/86.....	N	L	70-79
1/4/93.....	A	L	76-97



12/11/93.....	A	L	55-66
12/7/94.....	A	L	52-124
12/5/95.....	A	L	69-89

Mercer 36-45

1963-64.....	L	67-100
1/21/65.....	H	66-78
2/6/65.....	A	73-87
1/25/66.....	A	53-84
2/19/66.....	H	65-110
1966-67.....	L	70-97
1966-67.....	L	86-100
1967-68.....	L	57-82
1967-68.....	L	79-105
11/30/68.....	W	73-63
1/9/69.....	L	71-76
1/3/70.....	H	74-70
3/3/70.....	A	76-105
1970-71.....	L	64-70
1970-71.....	L	74-100
1973-74.....	L	66-93
1973-74.....	L	77-104
2/5/75.....	A	80-92
2/26/75.....	H	62-60
1975-76.....	L	73-81
1975-76.....	W	94-84
1976-77.....	A	70-73
1976-77.....	H	61-57
1977-78.....	H	65-62
1977-78.....	A	56-79
1978-79.....	H	62-68
1978-79.....	A	80-98
2/2/80.....	A	71-83
2/9/80.....	H	78-94
1980-81.....	H	61-64
1980-81.....	A	69-84
12/14/81.....	H	60-58
1/2/82.....	A	67-75
12/7/82.....	H	82-77
2/21/83.....	A	61-71
1983-84.....	L	66-73
1983-84.....	L	87-97
1/12/85.....	H	82-93
2/9/85.....	A	62-81
1/11/86.....	A	75-97
2/8/86.....	H	66-70
12/18/86.....	A	71-78
1/31/87.....	H	64-60
1/2/88.....	A	75-84
2/6/88.....	H	78-80
12/17/88.....	OT	A 89-90
3/4/89.....	H	94-76
1/6/90.....	H	53-65
1/31/90.....	A	67-77
1/26/91.....	H	98-61
2/25/91.....	A	55-50
12/19/91.....	OT	A 79-78
1/9/92.....	H	80-70
3/7/92 *.....	H	75-68
1/7/93.....	A	69-77
2/4/93.....	H	58-57
1/3/94.....	A	70-66
2/28/94.....	H	75-67
1/28/95.....	A	88-71
2/16/95.....	H	84-66
3/3/95 *.....	A	71-81
2/3/96.....	H	90-96
2/17/96.....	A	74-66
2/4/97.....	A	80-72
2/18/97.....	H	82-57
2/7/98.....	H	84-70
2/17/98.....	A	73-57
1/19/99.....	A	86-76

2/20/99.....	H	W	74-44
1/22/00.....	H	W	66-51
1/31/00.....	A	W	68-53
1/18/01.....	A	W	87-81
1/27/01.....	H	W	86-77
12/6/01.....	H	W	90-79
2/14/02.....	A	W	82-74
2/8/03.....	A	L	80-88
1/16/04.....	H	W	79-66
1/27/04.....	A	L	55-73
1/23/05.....	H	W	72-61
1/28/05.....	A	W	65-60
3/17/12 (1).....	A	L	59-64

* Conference Tournament
1-CollegeInsider.com Postseason Tour.

Miami (Fla.) 0-3

11/29/85.....	A	L	72-82
12/12/97.....	A	L	64-80
12/18/98.....	H	L	55-76

Middle Georgia State 0-0

11/13/15 (Exh.).....	H	W	73-54
----------------------	---	---	-------

Middle Tennessee 4-8

1/25/71.....	A	L	61-72
2/7/72.....	A	L	53-98
1/17/73.....	H	W	67-62
12/22/80.....	H	L	58-74
12/17/81.....	A	L	49-62
2/1/83.....	A	W	73-60
2/23/83.....	H	L	69-76
11/26/83 (1).....	N	L	58-70
12/21/83.....	H	L	57-66
2/4/84.....	A	L	61-84
12/22/15.....	H	W	64-62
12/21/16.....	A	W	64-56

1-Wendy's Classic, Bowling Green, Ky.

Miles 1-0

1975-76.....	N	W	104-72
--------------	---	---	--------

Millsaps 1-0

1983-84.....	W	57-45
--------------	---	-------

Minnesota 0-1

11/16/08 (1).....	A	L	52-60
-------------------	---	---	-------

1-NABC Classic (Williams Arena, Minneapolis, Minn.)

Mississippi State 0-3

12/16/01.....	N	L	63-72
12/18/02.....	A	L	54-78
12/4/16.....	A	L	60-82

Monmouth 1-0

11/19/12 (1).....	H	W	62-49
-------------------	---	---	-------

1-Coaches vs. Cancer Classic

Montana 0-1

12/7/84 (1).....	A	L	62-74
------------------	---	---	-------

1-Champion Holiday Classic, Missoula, Montana

Morehead State 0-3

1973-74.....	L	80-93
2/3/75.....	A L	69-81
12/21/79.....	N L	59-63

Morehouse 2-2

1975-76.....	W	84-74
1978-79.....	H	W 103-76
12/12/81.....	H	L 77-78
11/28/87.....	H	W 88-77

Morgan State 0-1

12/8/89.....	N	L	76-89
--------------	---	---	-------

Morris Brown 5-2

1978-79.....	H	W 87-80
1978-79.....	OT	A L 90-92
12/6/86.....	H	W 94-82
12/3/88.....	H	W 118-81
11/27/93.....	H	W 91-64
11/24/95.....	H	L 78-80
12/6/00.....	H	W 84-70

Mount St. Mary's 0-1

12/28/91.....	OT	A L 92-97
---------------	----	-----------

Nebraska 0-2

1972-73.....	H	L 54-63
1973-74.....	OT	A L 75-78

Nevada 0-1

11/21/04.....	A	L 55-76
---------------	---	---------

NJIT 1-0

11/22/16 (1).....	N	W 74-53
-------------------	---	---------

1-Cancun Challenge (Cancun, Mex.)

New Mexico 0-1

2/12/01.....	A	L 78-91
--------------	---	---------

New Orleans 2-23

1/24/70.....	A	L 83-96
2/14/70.....	H	L 80-82
1970-71.....	L	90-105
1970-71.....	L	88-119
1971-72.....	L	82-123
1971-72.....	OT	W 105-103
1972-73.....	L	68-92
1972-73.....	OT	L 72-75
1973-74.....	L	66-94
1973-74.....	L	86-93
1976-77 *.....	N	L 66-86
1977-78.....	A	L 66-87
1977-78.....	H	L 75-79
1978-79.....	H	L 68-83
1978-79.....	A	L 66-68
1/14/80.....	A	L 73-79
1/29/80.....	H	W 69-64
1980-81.....	A	L 46-69
1980-81.....	H	L 58-77
2/8/82.....	A	L 60-78
2/22/82.....	H	L 61-83
12/19/82.....	A	L 79-86
2/7/83.....	H	L 64-66
1983-84.....	L	58-72
1983-84.....	L	56-73

* Conference Tournament

Nicholls State 1-0

12/30/82.....	N	W 65-61
---------------	---	---------

Norfolk State 1-1

2/10/98.....	H	W 105-86
11/25/98.....	A	L 76-91

North Alabama 0-1

1/24/83 (Exh.).....	H	L 83-85
---------------------	---	---------

North Carolina 0-1

1/24/83.....	A	L 55-95
--------------	---	---------

North Carolina A&T 2-0

12/28/98.....	H	W 72-51
11/23/02.....	N	W 76-44

NC State 1-0

11/12/09 (1).....	A	L 53-69
-------------------	---	---------

1-Glenn Wilkes Classic

North Florida 1-0

11/21/98.....	H	W 84-74
---------------	---	---------

North Georgia 3-0

12/5/87.....	H	W 91-74
12/9/92.....	H	W 84-69
12/30/94.....	H	W 80-67

North Texas 0-1

1972-73.....	L	58-84
--------------	---	-------

Northeastern 6-10

1/5/06.....	A	L 63-89
1/26/06.....	H	L 54-68
1/10/07.....	A	L 69-84
2/14/07.....	H	W 71-65
1/5/08.....	A	L 62-64
2/16/08.....	H	W 57-55
1/7/09.....	H	L 54-68
2/18/09.....	A	W 70-68
1/9/10.....	H	L 54-66
2/10/10.....	A	L 53-62
1/29/11.....	A	L 65-70
2/12/11.....	OT	H 74-71
1/18/12.....	A	L 57-60
2/8/12.....	H	W 61-59
1/30/13.....	A	W 78-83
2/27/13.....	OT	H L 84-90

Northern Arizona 1-1

12/10/90.....	A	L 74-84
12/22/90.....	H	W 92-76

Northwestern State 0-2

1976-77.....	A	L 84-122
1976-77.....	H	L 60-62

Oakland 1-0

11/26/14 (1).....	A	W 83-78
-------------------	---	---------

1-CBE Hall of Fame Classic (Athletics Center O'rena, Rochester, Mich.)

Oglethorpe 1-15

12/4/65.....	H	L 48-97
--------------	---	---------



2/26/66.....	A	L	45-66
1976-77.....	L		56-82
1976-77.....	L		53-70
1976-77.....	L		64-83
1976-77.....	L		47-86
2/1/69.....	L		58-78
3/1/69.....	L		61-86
12/1/69.....	H	L	48-61
2/23/70.....	A	L	60-102
1970-71.....	L		52-59
1970-71.....	L		64-77
1971-72.....	L		81-104
1971-72.....	L		73-85
11/28/81.....	H	W	64-60
1983-84.....	L		70-74
10/30/08 (Exh.).....	H	W	85-80
11/5/11 (Exh.).....	H	W	90-49

Oklahoma 0-3

1983-84.....	A	L	66-94
12/19/87.....	A	L	81-124
12/21/02.....	A	L	62-89

Oklahoma City 1-2

1972-73.....	L		72-97
1973-74.....	L		73-92
1978-79.....	N	W	84-81

Old Dominion 6-17

1976-77.....	H	L	56-70
1977-78.....	A	W	71-68
1/31/80.....	H	L	64-71
1980-81.....	A	L	61-96
1/12/06.....	H	L	62-77
2/15/06.....	A	L	56-75
1/29/07.....	A	L	57-92
2/7/07.....	H	L	55-68
12/1/07.....	H	L	64-72
2/2/08.....	A	L	50-73
1/3/09.....	H	W	55-54
1/13/09.....	A	L	56-73
1/28/10.....	A	L	40-56
2/23/10.....	H	L	62-75
1/26/11.....	H	L	48-51
2/15/11.....	A	L	43-60
2/22/12.....	OT	H	60-65
1/19/13.....	A	W	69-54
2/2/13.....	H	W	83-63
12/14/13.....	H	W	79-73
12/17/14.....	OT	A	54-58
12/12/15.....	H	W	68-64
12/18/16.....	A	L	46-58

Ole Miss 0-1

11/25/15.....	A	L	59-68
---------------	---	---	-------

Pan American 0-2

1973-74.....	L		65-92
1/27/75.....	H	L	62-64

Pembroke State 0-1

1977-78.....	A	L	75-78
--------------	---	---	-------

Pepperdine 0-1

12/29/92.....	N	L	60-79
---------------	---	---	-------

Piedmont 3-0

12/30/86.....	H	W	109-64
---------------	---	---	--------

1/9/89.....	H	W	105-74
11/30/91.....	A	W	119-76

Point 0-0

11/7/16 (Exh.).....	A	W	97-44
---------------------	---	---	-------

Portland 0-1

11/13/12 (1).....	N	L	61-66
1-World Vision Classic, Seattle, Wa.			

Presbyterian College 0-4

1963-64.....	L		54-57
1963-64.....	L		66-102
1/8/65.....	H	L	61-81
1/15/65.....	A	L	71-108

Purdue 0-1

11/18/17 (1).....	A	L	56-64
1-Cancun Challenge (W. Lafayette, Ind.)			

Rhode Island 1-1

12/10/11.....	H	W	96-64
12/22/12.....	A	L	60-65

Rider 1-0

1976-77.....	2OT	A	W 104-99
--------------	-----	---	----------

Rollins 3-10

1963-64.....	L		57-94
1963-64.....	L		59-63
12/15/64.....	A	L	72-92
1/29/65.....	H	L	62-75
12/14/65.....	A	L	82-100
2/3/66.....	H	W	56-54
1966-67.....	N	L	68-91
1966-67.....	L		49-95
1966-67.....	W		88-78
1967-68.....	L		63-80
1967-68.....	W		91-67
12/13/68.....	L		68-76
2/5/69.....	L		67-90

Saint Joseph's 1-0

12/21/01.....	N	W	95-90
---------------	---	---	-------

Saint Louis 1-1

12/5/81.....	A	L	64-79
1/4/82.....	H	W	77-70

Samford 25-23

1976-77.....	H	W	85-80
1976-77.....	OT	A	W 95-94
1/3/83.....	H	L	83-86
1983-84.....	L		60-86
1/17/85.....	H	L	62-93
2/16/85.....	2OT	A	L 77-79
1/18/86.....	OT	W	74-73
2/15/86.....	L		90-108
1/17/87.....	A	W	79-75
2/21/87.....	H	W	73-60
1/23/88.....	A	W	87-66
2/27/88.....	H	L	65-74
1/28/89.....	H	W	71-61
2/23/89.....	A	W	68-66
1/18/90.....	A	L	70-79
2/17/90.....	H	W	68-63
1/14/91.....	A	W	85-75

2/9/91.....	H	W	77-59
1/25/92.....	H	W	74-69
2/22/92.....	A	W	72-52
1/23/93.....	A	L	78-92
2/20/93.....	H	L	61-71
1/29/94.....	H	W	77-71
2/17/94.....	A	W	70-55
3/3/94 *.....	A	L	57-78
1/21/95.....	H	L	70-83
2/25/95.....	A	L	74-98
3/2/95 *.....	A	W	71-57
1/25/96.....	A	L	73-76
2/24/96.....	H	L	72-93
1/23/97.....	OT	H	W 58-55
2/22/97.....	A	L	74-86
1/24/98.....	H	W	78-61
2/19/98.....	A	L	62-85
1/23/99.....	H	L	62-77
2/13/99.....	A	W	57-54
1/25/00.....	A	W	69-51
2/5/00.....	H	L	57-58
3/3/00 *.....	A	L	80-83
12/4/00.....	H	W	64-50
2/1/01.....	A	W	73-62
3/2/01 *.....	H	W	66-56
1/19/02.....	A	L	59-63
1/28/02.....	H	W	60-48
1/18/03.....	A	L	78-80
2/15/03.....	2OT	H	L 74-78
11/27/10.....	OT	H	L 61-70
11/22/11.....	A	W	55-47

* Conference Tournament

Savannah State 3-0

11/20/00.....	H	W	88-45
1/30/06.....	A	W	80-59
11/30/06.....	H	W	70-60

Shippensburg State 1-0

1/5/80.....	H	W	94-83
-------------	---	---	-------

Shorter 1-0

12/7/92.....	H	W	84-62
11/6/09 (Exh.).....	H	W	72-68
10/28/13 (Exh.).....	H	W	90-60
11/10/14 (Exh.).....	H	W	89-58

South Alabama 12-14

H: 7-5 • A: 5-8 • N: 0-1 • SBC: 10-12

2/16/76.....	H	L	77-78
2/26/76.....	A	W	78-71
3/5/77 *.....	OT	A	W 82-81
1/30/78.....	A	L	58-71
2/4/78.....	H	W	62-60
1/15/79.....	OT	A	L 70-84
1/29/79.....	H	L	71-89
1/7/80.....	H	L	61-70
1/16/80.....	A	L	59-70
1/10/81.....	A	L	54-74
2/10/81.....	H	L	49-82
2/27/81 *.....	N	L	41-79
1/29/82.....	H	L	58-75
2/10/82.....	A	L	40-70
12/14/02.....	A	L	68-81
12/12/03.....	H	W	88-56
11/26/09 (1).....	A	L	66-70
11/21/12 (2).....	H	W	75-73
1/4/14.....	A	W	73-63
2/3/14.....	H	W	85-65
2/7/15.....	A	W	65-54

2/19/15.....	H	W	79-51
1/9/16.....	H	W	70-55
2/11/16.....	OT	A	L 78-79
1/7/17.....	H	W	78-77
1/30/17.....	A	W	83-80

1-South Alabama Thanksgiving Classic
(Mitchell Center, Mobile Ala.)

2-Coaches vs. Cancer Classic

* Conference Tournament

South Carolina 0-4

1/16/82.....	A	L	66-92
1/15/83.....	A	L	79-91
2/4/85.....	A	L	66-90
12/9/85.....	A	L	61-105

South Carolina State 2-0

2/20/10 (1).....	H	W	67-52
11/29/11.....	A	W	85-54

1-ESPN Bracketbusters

South Florida 4-11

1975-76.....	L		76-84
1975-76.....	L		59-83
1976-77.....	A	L	57-71
1976-77.....	H	W	79-75
1977-78.....	A	L	62-64
1977-78.....	2OT	H	W 92-84
1978-79.....	H	L	64-71
1978-79.....	A	L	76-79
2/5/80.....	H	W	83-80
2/16/08.....	A	W	80-73
1980-81.....	H	L	70-85
1980-81.....	A	L	61-81
2/4/82.....	H	L	47-59
3/2/82.....	A	L	61-85
12/17/93.....	N	L	70-79

Southeastern Louisiana 4-11

12/16/82.....	A	L	42-59
2/15/83.....	H	L	63-73
1983-84.....	W		65-57
1983-84.....	L		66-81
1/30/92.....	H	W	89-62
2/27/92.....	A	L	77-78
1/28/93.....	A	L	82-90
2/25/93.....	H	L	75-82
1/15/94.....	A	L	60-69
2/10/94.....	H	W	98-88
1/7/95.....	A	L	72-96
2/1/96.....	H	W	86-81
2/8/96.....	A	L	86-91
1/30/97.....	A	L	71-74
2/6/97.....	H	L	68-77

Southern 2-1

12/30/92.....	N	W	83-79
12/10/98.....	H	L	78-80
12/20/99.....	A	W	83-73

Southern Methodist 0-2

12/17/79.....	A	L	92-119
1983-84.....	L		67-92

Southern Miss 5-6

1973-74.....	L		76-93
11/30/74.....	A	L	60-74
1/20/75.....	H	W	70-65



ALL-TIME FOES:
Who have the Panthers played the most? Three stand out: Mercer (81), Georgia Southern (55) and Samford (48).

1975-76.....	W	84-75
1/23/82.....	H	L 54-61
2/6/82.....	A	L 68-83
11/20/04.....	N	W 70-68
12/18/12.....	H	L 67-69
12/7/13.....	OT...A	L 65-75
12/21/14.....	H	W 68-55
12/19/15.....	A	W 66-46

Southern Poly 3-0

11/18/09.....	H	W 84-62
10/31/11 (Exh.).....	H	W 90-65
12/8/12.....	H	W 85-58
11/9/13.....	H	W 97-78

Southern Wesleyan 1-0

11/22/96.....	H	W 73-57
---------------	---	---------

Southwestern-Memphis 1-5

1/18/69.....	L	57-69
1/31/69.....	L	80-83
1/26/70.....	A	L 73-89
2/7/70.....	H	L 63-80
1970-71.....	L	87-92
1970-71.....	W	89-81

Spring Hill 1-2

1971-72.....	L	97-105
1972-73.....	W	70-63
1972-73.....	L	47-57

St. Andrews (N.C.) 1-1

1/11/83.....	N	L 67-69
11/30/02.....	H	W 95-80

St. Francis (N.Y.) 0-1

1976-77.....	A	L 56-74
--------------	---	---------

St. Leo 0-1

11/29/84.....	H	L 64-70
---------------	---	---------

Stephen F. Austin 2-0

12/8/90.....	OT...A	W 65-60
1/5/91.....	OT...H	W 73-66

Stetson 22-18

1970-71.....	L	79-113
12/11/82.....	A	L 63-64
1983-84.....	L	62-79
1983-84.....	L	69-90
1/5/87.....	H	W 71-61
2/9/87.....	A	L 86-91

1/9/88.....	A	L 79-95
2/13/88.....	H	W 64-58
1/7/89.....	A	W 90-82
2/4/89.....	H	W 75-69
3/7/89 *	A	L 63-106
1/25/90.....	H	W 82-64
2/24/90.....	A	L 83-92
1/19/91.....	H	L 69-84
2/16/91.....	A	L 61-70
3/5/91 *	A	W 70-64
1/16/92.....	A	L 73-81
2/15/92.....	H	W 71-66
1/16/93.....	H	W 93-81
2/13/93.....	A	W 100-89
1/6/94.....	H	L 63-69
2/5/94.....	A	W 80-61
2/18/95.....	H	L 64-67
1/18/96.....	A	L 61-73
1/16/97.....	OT...H	W 57-52
1/3/98.....	H	L 65-69
2/26/98 *	N	W 80-59
1/30/99.....	H	W 76-61
1/10/00.....	H	W 79-64
2/17/00.....	A	W 74-66
1/6/01.....	A	L 66-71
2/17/01.....	A	W 68-65
1/10/02.....	H	W 89-73
2/4/02.....	A	W 94-79
1/31/03.....	A	W 78-71
1/24/04.....	A	W 93-62
2/1/04.....	OT...H	L 65-66
3/4/04 *	N	W 55-47
12/4/04.....	A	L 70-79
2/27/05.....	H	W 84-63

* Conference Tournament

Tampa 0-3

12/16/65.....	A	L 68-107
2/16/66.....	H	L 71-79
2/4/65.....	H	L 65-75

Tennessee 1-4

1977-78.....	A	L 62-84
1983-84.....	W	52-50
11/26/95.....	A	L 59-74
12/1/96.....	A	L 53-70
12/20/03.....	A	L 71-87

Tennessee State 2-0

1/13/03.....	H	W 107-71
11/20/12 (1).....	H	W 59-57

1-Coaches vs. Cancer Classic

Tennessee Tech 1-2

1973-74.....	N	L 59-64
3/13/02 (1).....	A	L 62-64
3/13/12 (2).....	H	W 74-43

1-National Invitation Tournament
2-CollegeInsider.com Postseason Tour.

Tennessee Temple 1-0

11/14/14.....	H	W 115-55
---------------	---	----------

UT-Martin 2-1

12/14/92.....	A	W 58-54
12/13/93.....	H	W 95-68
12/7/95.....	A	L 68-90

Texas A&M-Corpus Christi 1-1

12/28/10 (1).....	N	W 72-42
3/15/17 (2).....	A	L 64-80

1-Dr Pepper Classic
2-CollegeInsider.com Postseason Tournament (Corpus Christi, Texas)

TCU 0-2

12/19/79.....	A	L 82-99
12/22/79.....	N	L 76-88

Texas Tech 0-1

12/29/04.....	A	L 56-98
---------------	---	---------

UT Arlington 4-6

H: 2-3 • A: 2-2 • N: 0-1 • SBC: 4-3		
12/22/84.....	N	L 79-85
12/15/90.....	H	L 104-113
12/7/91.....	A	L 85-110
2/1/14.....	ot...H	W 101-91
2/27/14.....	A	W 77-49
1/15/15.....	H	W 83-62
1/29/15.....	A	W 88-74
12/30/15.....	A	L 70-85
2/6/16.....	H	L 69-90
2/18/17.....	H	L 67-68

UTSA 7-7

Formerly Texas-San Antonio		
1/22/87.....	H	W 96-86
2/26/87.....	H	L 74-89
1/28/88.....	H	W 87-65
3/3/88.....	A	L 83-91
1/12/89.....	H	W 92-73
2/11/89.....	A	L 87-115
1/11/90.....	H	L 71-101
2/10/90.....	A	L 70-128
1/31/91.....	A	L 72-85
2/28/91.....	H	L 78-85
3/6/1991 *	N	W 94-84
12/15/07.....	OT...H	W 76-71
12/27/08.....	A	L 48-60
2/18/12 (1).....	H	W 82-71
12/22/13.....	A	W 99-68

1-ESPN Bracketbusters

* Conference Tournament

Texas State 6-4

H: 3-2 • A: 3-1 • N: 0-1 • SBC: 6-2		
12/16/92.....	A	L 62-73
12/15/93.....	H	L 73-79

2/17/14.....	H	W 68-41
3/1/14.....	A	W 66-55
1/15/15.....	2ot...H	L 74-77
2/14/15.....	A	W 53-41
1/2/16.....	A	W 58-46
2/4/16.....	H	W 59-56
3/10/16 *	N	L 61-63
2/20/17.....	H	W 67-51

formerly Southwest Texas State

* Conference Tournament

Thomas 1-0

11/11/16.....	H	W 111-69
---------------	---	----------

Towson 9-7

1/21/06.....	A	L 62-66
2/23/06.....	H	L 69-70
3/3/06 *	N	W 72-64
1/6/07.....	2OT...H	W 87-81
2/10/07.....	A	L 65-92
1/23/08.....	A	L 57-58
2/27/08.....	H	W 79-63
1/17/09.....	H	W 68-46
2/11/09.....	OT...A	L 72-82
1/2/10.....	H	W 70-61
2/13/10.....	OT...A	L 69-74
1/8/11.....	H	W 73-65
2/5/11.....	A	W 63-60
1/14/12.....	H	W 57-42
1/21/13.....	A	W 71-69
2/9/13.....	OT...H	L 82-90

Troy 18-14

H: 11-3 • A: 7-8 • N: 0-3 • SBC: 5-4		
12/14/96.....	A	L 79-90
12/30/96.....	H	W 71-56
1/15/98.....	A	W 74-58
2/14/98.....	H	W 95-79
1/16/99.....	A	W 90-81
1/20/00.....	A	W 83-77
1/29/00.....	H	L 58-72
1/20/01.....	A	L 67-74
1/29/01.....	H	W 79-75
3/3/01 *	H	W 79-55
1/2/02.....	H	W 84-67
2/16/02.....	A	W 102-88
2/6/03.....	A	L 81-99
3/7/03 *	N	L 61-71
1/13/04.....	H	W 84-83
2/6/04.....	A	L 69-85
3/5/04 *	N	L 62-63
1/13/05.....	A	W 96-89
1/26/05.....	H	L 73-84
11/24/07.....	H	W 97-92
11/25/08.....	A	L 63-68
11/19/10.....	H	W 80-70
12/15/12.....	A	L 56-57
1/2/14.....	H	W 81-72
2/15/14.....	A	L 81-85
1/10/15.....	H	W 77-72
2/28/15.....	A	W 75-64
1/7/16.....	H	W 72-68
2/13/16.....	A	L 53-54
1/9/17.....	H	L 77-80
1/28/17.....	A	W 78-72
3/11/17 *	N	L 63-74

* Conference Tournament



Tulane 0-7

1972-73.....	L	63-94
1973-74.....	L	63-81
2/22/75.....	A	68-77
1975-76.....	L	63-95
12/20/82.....	A	53-78
1983-84.....	L	52-77
12/28/95.....	A	55-62

Tulsa 1-1

11/24/99.....	A	L 73-100
12/1/03.....	H	W 72-67

U.S. International 0-1

1980-81.....	H	L 83-102
--------------	---	----------

UAB 2-7

1978-79.....	A	L 81-100
1978-79.....	H	W 64-61
12/15/79.....	H	L 73-100
1/3/80.....	A	L 62-75
1980-81.....	H	L 67-85
1980-81.....	A	L 64-89
12/22/00.....	N	W 74-63
11/10/07.....	H	L 63-86
12/1/15.....	A	L 57-64

UCF 11-13

Formerly Central Florida

12/21/91.....	OT... A	L 94-95
1/2/92.....	H	W 80-71
1/8/94.....	H	W 72-63
2/3/94.....	A	L 72-74
1/12/95.....	H	L 61-68
1/26/95.....	A	L 77-93
1/20/96.....	H	L 75-95
1/18/97.....	A	L 68-85
1/5/98.....	H	W 76-70
1/4/99.....	A	L 70-86
1/9/99.....	H	W 81-76
2/26/99 *	N	L 60-67
1/13/00.....	A	L 67-72
2/26/00.....	H	W 78-63
1/13/01.....	H	W 97-75
2/22/01.....	A	W 90-85
1/7/02.....	OT... A	W 92-84
2/7/02.....	H	L 73-83
3/1/02 *	N	W 82-64
1/25/03.....	2OT... H	L 74-81
1/3/04.....	A	L 60-70
2/21/04.....	H	W 63-61
1/3/05.....	H	W 76-63
2/19/05.....	A	L 65-70

* Conference Tournament

UNC Asheville 0-2

1/13/97.....	H	L 72-73
11/26/97.....	A	L 64-74

UNCW 10-9

12/1/64.....	H	L 71-98
2/19/65.....	A	L 67-104
2/11/06.....	H	L 57-69
2/25/06.....	A	L 56-68
1/13/07.....	OT... A	W 59-54
1/31/07.....	H	W 72-60
1/19/08.....	H	L 61-68
2/20/08.....	A	L 72-77
12/6/08.....	A	W 68-46

2/14/09.....	H	W 69-66
1/6/10.....	A	L 50-57
1/20/10.....	H	W 79-74
1/5/11.....	A	L 56-59
2/2/11.....	OT... H	W 63-58
3/4/11*	N	W 58-52
1/12/12.....	H	W 75-61
2/1/12.....	A	W 68-53
1/23/13.....	H	W 81-63
2/6/13.....	A	L 72-76

* Conference Tournament

University of the South 2-4

1963-64.....	L	50-61
1966-67.....	L	55-63
1967-68.....	L	67-68
1967-68.....	L	66-75
1970-71.....	W	56-49
1970-71.....	W	81-80

USC-Aiken 1-0

11/22/97.....	H	W 83-67
11/11/05 (Exh.).....	H	W 89-64
11/4/16 (Exh.).....	H	W 92-79

USC-Spartanburg 1-0

1980-81.....	H	W 63-61
--------------	---	---------

Utah 0-1

11/17/03 (1).....	A	L 38-46
-------------------	---	---------

1-Preseason NIT

Utah Valley 3-0

11/25/09 (1).....	N	W 59-52
11/23/10.....	H	W 69-56
12/17/11.....	A	W 71-68

1-South Alabama Thanksgiving Classic (Mitchell Center, Mobile Ala.)

Utica 2-1

1/11/82.....	H	W 68-67
1/8/83 (1).....	N	W 72-69
1/13/83.....	H	L 66-68

1-Banker's Classic, Fairfield, Conn.

Valdosta State 3-10

12/11/65.....	A	L 55-100
1963-64.....	L	44-59
1963-64.....	L	60-87
12/12/64.....	A	L 61-81
2/16/65.....	H	L 76-107
1/31/66.....	H	L 55-72
1966-67.....	L	56-85
1966-67.....	L	51-70
1967-68.....	L	64-92
1967-68.....	L	59-93
12/16/85.....	OT... W	103-99
12/1/00.....	H	W 83-54
11/17/01.....	H	W 82-71

Vanderbilt 0-2

12/27/79.....	A	L 53-65
11/12/13.....	A	L 80-86

VCU 6-20

1975-76.....	W	57-56
1976-77.....	A	L 56-72

1977-78.....	OT... A	L 69-71
1977-78.....	H	W 89-79
12/13/79.....	H	L 62-89
1/20/80.....	A	W 77-71
1980-81.....	A	L 69-81
1980-81.....	H	L 71-84
11/16/97.....	A	L 54-55
12/22/98.....	H	W 99-80
12/20/05.....	A	L 54-67
1/28/06.....	OT... H	L 68-79
2/3/07.....	A	L 71-100
2/24/07.....	H	L 70-72
3/3/07 *	N	L 60-73
1/10/08.....	A	L 47-49
2/6/08.....	OT... H	L 60-65
1/21/09.....	H	L 50-65
2/28/09.....	A	L 41-69
3/7/09 *	N	L 52-61
1/16/10.....	H	L 69-82
1/30/10.....	A	L 62-78
1/3/11.....	H	W 76-77
1/19/11.....	A	L 54-71
1/4/12.....	A	W 55-53
1/28/12.....	H	L 58-59

* CAA Tournament

VMI 0-2

1978-79.....	A	L 72-75
1978-79.....	H	L 72-76

Washington 0-1

11/12/11 (1).....	A	L 74-91
-------------------	---	---------

1-World Vision Classic, Seattle, Wash.

West Chester State 0-1

1977-78.....	A	L 83-85
--------------	---	---------

West Florida 1-2

12/21/68.....	L	53-80
1/13/69.....	L	72-101
12/31/03.....	H	W 105-73

West Georgia 7-9

1963-64.....	L	54-73
1963-64.....	L	51-78
1/13/65.....	H	W 68-62
2/13/65.....	A	L 67-82
12/3/65.....	H	W 79-73
1/29/66.....	A	L 75-78
1966-67.....	W	73-65
1966-67.....	W	90-88
1967-68.....	L	50-69
1967-68.....	L	71-72
12/7/68.....	W	60-51
1/25/69.....	L	67-75
12/5/69.....	A	W 61-59
1/23/70.....	H	W 94-78
1971-72.....	L	83-104
1971-72.....	L	95-117
11/2/02 (Exh.).....	H	W 77-76

Western Carolina 1-0

11/25/14 (1).....	N	W 85-70
-------------------	---	---------

1-CBE Hall of Fame Classic (Athletics Center Orena, Rochester, Mich.)

Western Kentucky 2-1

1983-84 (1).....	A	L 39-62
1/9/14.....	A	W 77-54

3/8/14.....	H	W 77-55
-------------	---	---------

1-Wendy's Classic, Bowling Green, Ky.

Western Michigan 0-1

12/11/10.....	H	L 59-61
---------------	---	---------

William & Mary 6-8

1/14/06.....	H	W 79-70
2/4/06.....	A	L 73-90
1/8/07.....	H	L 43-57
1/27/07.....	A	L 65-81
3/2/07 *	N	W 70-68
1/12/08.....	H	L 58-60
3/7/08 *	N	L 57-58
1/31/09.....	A	W 58-51
2/6/10.....	H	L 56-59
2/23/11.....	A	L 65-69
12/3/11.....	H	W 66-34
2/25/12.....	A	W 64-60
1/16/13.....	H	W 74-58
2/18/13.....	A	L 63-75

* CAA Tournament

Winston-Salem State 1-1

11/19/06.....	H	W 94-87
12/8/07.....	A	L 61-67

Winthrop 1-1

12/30/95.....	H	W 87-76
12/16/96.....	A	L 64-73

Wisconsin State 0-1

1970-71 (1).....	N	L 76-82
------------------	---	---------

1-Augusta College Invitational

Wisconsin 1-0

3/15/01 (1).....	N	W 50-49
------------------	---	---------

1-NCAA First Round, Boise, Idaho

Wisconsin-Green Bay 0-1

12/28/81 (1).....	A	L 66-78
-------------------	---	---------

1-Green Bay Classic, Green Bay, Wis.

Wright State 2-0

12/4/15.....	A	W 59-46
11/30/16.....	H	W 81-74

Wyoming 0-1

12/14/87.....	A	L 89-100
---------------	---	----------

Xavier 0-2

12/8/81.....	H	L 29-72
12/21/81.....	A	L 56-57

Yale 1-0

11/26/94.....	N	W 77-72
---------------	---	---------

Young Harris 1-0

12/4/13.....	H	W 71-54
--------------	---	---------

Youngstown State 0-2

1973-74.....	L	79-87
3/1/75.....	A	L 57-82

COACHING STAFF



RON HUNTER
Head Coach
7th Year at GSU



RAY MCCALLUM
Associate Head Coach
2nd Year at GSU



CLAUDE PARDUE
Assistant Coach
7th Year at GSU



SHARMAN WHITE
Assistant Coach
2nd Year at GSU



NATE SUMMERS
Director of Operations
7th Year at GSU

SUPPORT STAFF



DAVE COHEN
The Voice of the Panthers
Radio Play-by-Play



JEFF DIEPENBROCK
Video Coordinator



MIKE HOLMES
Associate AD -
Communications



DINIKA JOHNSON
Head Athletic Trainer



NATE MAJNARIC
Assistant Strength &
Conditioning Coach



MEGAN MEADOWS
Administrative
Assistant



JESSICA SUMMEY
Assistant Director -
Panther Academic




DENIS ALIBEGOVIC
G / 6-2, 170 / Fr.
Downers Grove, Ill.

10



MALIK BENLEVI
F / 6-5, 205 / Jr.
Savannah, Ga.

2



MATT CHISM
G / 6-3, 185 / Fr.
Dawsonville, Ga.

35



CHRIS CLERKLEY
F / 6-9, 210 / So.
Perry, Ga.

14



NILE FELTON
G / 6-3, 175 / So.
Atlanta, Ga.

0



JOSH LINDER
F / 6-9, 215 / Fr.
Kathleen, Ga.

10



DEVIN MITCHELL
G / 6-4, 195 / Jr.
Suwanee, Ga.

25



JORDAN SESSION
F / 6-8, 225 / Sr.
McDonough, Ga.

23



D'MARCUS SIMONDS
G / 6-3, 200 / So.
Gainesville, Ga.

15




JEFF THOMAS
G / 6-5, 190 / Jr.
Norwalk, Ohio

30



JORDAN TYSON
F / 6-9, 230 / R-So.
Cincinnati, Ohio

50



ISAIAH WILLIAMS
G / 6-2, 170 / Sr.
Buford, Ga.

11



KANE WILLIAMS
G / 6-3, 185 / Fr.
Douglasville, Ga.

12



DAMON WILSON
G / 6-5, 195 / Jr.
Atlanta, Ga.

1